


REPUBLIC OF THE PHILIPPINES

# PROVINCE OF BATAAN



# 2021

## SOCIO-ECONOMIC PROFILE



## Table of Contents

Table No.	Title	Page No.
	<b>GENERAL INFORMATION TABLES</b>	<b>1</b>
	<b>I. Demographic Statistics</b>	
<b>1.0</b>	Population Enumerated in Various Censuses by City/Municipality Bataan - CY 1995-2020	<b>12</b>
<b>1.1a</b>	Total Population and Land Area (has) by Province, Municipality/City and Barangay Bataan - 2020	<b>13</b>
<b>1.1b</b>	Total Population and Land Area (has) by Province, Municipality/City and Barangay Bataan - 2015	<b>21</b>
<b>1.2</b>	Total Population by Single Year, Age and Sex, Bataan 2015	<b>29</b>
<b>1.3</b>	Household Population by Single-Year, Age and Sex, Bataan 2015	<b>31</b>
<b>1.4</b>	Total Population Projections by Single Year by City/Municipality, Bataan 2021-2025 (Census 2020)	<b>33</b>
<b>1.5</b>	Total Population, Growth Rate, Number of Household, Land Area (sq.km) and Population Density by City/Municipality, Bataan 2020	<b>34</b>
<b>1.6</b>	Household Population, Number of Households and Average Household Size, Bataan 2000, 2010, 2015 and 2020	<b>35</b>
<b>1.7</b>	Total Population and Number of Households by City/Municipality, Bataan 2020	<b>36</b>
<b>1.8</b>	Total Population by Age Group and Sex by City/Municipality, Bataan 2015	<b>37</b>
<b>1.9</b>	Household Population by Age Group and Sex by City/Municipality, Bataan 2020	<b>45</b>
<b>1.10</b>	Total Population 10 Years Old and Over by Marital Status and Sex, Bataan 2015	<b>52</b>
<b>1.11</b>	Total Population 10 Years Old and Over by Age Group, Marital Status and Sex by City/Municipality, Bataan 2015	<b>53</b>
<b>1.12</b>	Household Population 10 Years Old and Over by Age Group, Marital Status and Sex by City/Municipality, Bataan 2015	<b>66</b>
<b>1.13</b>	Population 5 Years Old and Over by Highest Grade/Year Completed by Sex and Age, Bataan 2015	<b>79</b>
<b>1.14</b>	Population 5 Years Old and Over by Highest Grade/Year Completed by Sex and Age by City/Municipality, Bataan 2015	<b>80</b>
<b>1.15</b>	Household Population 5 to 24 Years Old Who Were Currently Attending School by Age Group and Sex by City/Municipality, Bataan 2015	<b>106</b>
<b>1.16</b>	Number of Households by Age Group, Sex of Household Head and Household Size by City/ Municipality, Bataan 2015	<b>108</b>
<b>1.17</b>	Total Population by Religious Affiliation and Sex, Bataan 2015	<b>121</b>
<b>1.18</b>	Literacy of the Household Population 10 Years Old and Over by Age Group and Sex by City/Municipality, Bataan 2015	<b>122</b>

<b>Table No.</b>	<b>Title</b>	<b>Page No.</b>
1.19	Household Population by Relationship to the Household Head and Household Size, Bataan 2015	129
<b>II. Economic Sector</b>		
<b>A. Agriculture</b>		
<b>A.1 Crops</b>		
2.0	Palay Production by Municipality/City, Province of Bataan CY 2021	130
2.1	Palay Production Sufficiency Analysis by Municipality/City, Province of Bataan CY 2020	132
2.2	Agricultural Profile of Field/Temporary Crops by City/Municipality, Province of Bataan CY 2020	134
2.3	Permanent/Commercial Crops, Province of Bataan CY 2020	135
2.4	NFA Palay Procurement, Province of Bataan CY 2020	136
2.5	Warehouse Library and Status of Warehouse Utilization with Stock Inventory per Warehouse, Province of Bataan CY 2021	137
2.6	Land Distribution Accomplishment by City/Municipality by Land Type (in hectares) Province of Bataan CY 2021	138
2.7	Land Distribution Accomplishment by Municipality/City, by Land Type (in FBs), Province of Bataan CY 2021	139
2.8	Land Distribution Accomplishment (By No. of Lots): by Municipality/City by Land Type (by No. of Lots), Province of Bataan CY 2021	140
2.9	4-H Club by Municipality, Province of Bataan CY 2021	141
<b>A.2 Fisheries</b>		
2.10	Fishery Profile by City/Municipality, Province of Bataan CY 2021	142
2.11	Aquaculture Profile by City/Municipality, Province of Bataan CY 2021	144
<b>A.3 Livestock and Poultry</b>		
2.12	Livestock and Poultry Population and Animals Slaughtered, Province of Bataan CY 2021	146
2.13	Veterinary Management, Province of Bataan CY 2021	147
<b>B. Cooperative</b>		
2.14	Masterlist of Registered Cooperatives, Province of Bataan, District I as of December 31, 2021	148
2.15	Masterlist of Registered Cooperatives, Province of Bataan, District II as of December 31, 2021	152
<b>C. Environment and Natural Resources</b>		
2.16	Area, Location, Crops Grown, General Fertilizer Recommendation on Each Soil Type, Province of Bataan	159
2.17	Land Capability Classes/Sub-Classes	161
2.18	Land Area and Slope Categories by Municipality/City (in hectares) Province of Bataan	162

<b>Table No.</b>	<b>Title</b>	<b>Page No.</b>
<b>2.19</b>	Status of Land Classification (has.) by Municipality/City, Province of Bataan	<b>163</b>
<b>2.20</b>	Mangrove Coverage by Municipality/City, Province of Bataan CY 2021	<b>164</b>

#### **D. Industry and Trade**

<b>2.21</b>	AFAB (Authority of the Freeport Area of Bataan) Enterprise Directory, Mariveles, Bataan CY 2021	<b>165</b>
<b>2.22</b>	Hermosa Ecozone and Industrial Park Directory, Hermosa, Bataan CY 2020	<b>180</b>
<b>2.23</b>	List of Industrial Firms, Province of Bataan as of December 2017	<b>182</b>
<b>2.24</b>	List of Banking Institutions, Province of Bataan 2021	<b>183</b>
<b>2.25</b>	List of Lending Investors, Province of Bataan 2021	<b>189</b>
<b>2.26</b>	List of Pawnshops, Province of Bataan 2021	<b>196</b>
<b>2.27</b>	List of Insurance Firms, Province of Bataan 2021	<b>208</b>
<b>2.28</b>	List of Business Establishments, <i>Province of Bataan</i> , CY 2021	<b>212</b>
<b>2.29</b>	List of Internet Café/Stations, <i>Municipality of Abucay</i> , CY 2021	<b>213</b>
<b>2.30</b>	List of Internet Café/Stations, <i>Municipality of Bagac</i> , CY 2021	<b>214</b>
<b>2.31</b>	List of Internet Café/Stations, <i>City of Balanga</i> , CY 2021	<b>215</b>
<b>2.32</b>	List of Internet Café/Stations, <i>Municipality of Dinalupihan</i> , CY 2021	<b>216</b>
<b>2.33</b>	List of Internet Café/Stations, <i>Municipality of Hermosa</i> , CY 2021	<b>217</b>
<b>2.34</b>	List of Internet Café/Stations, <i>Municipality of Limay</i> , CY 2021	<b>218</b>
<b>2.35</b>	List of Internet Café/Stations, <i>Municipality of Mariveles</i> , CY 2021	<b>219</b>
<b>2.36</b>	List of Internet Café/Stations, <i>Municipality of Morong</i> , CY 2019	<b>220</b>
<b>2.37</b>	List of Internet Café/Stations, <i>Municipality of Orani</i> , CY 2021	<b>221</b>
<b>2.38</b>	List of Internet Café/Stations, <i>Municipality of Orion</i> , CY 2021	<b>222</b>
<b>2.39</b>	List of Internet Café/Stations, <i>Municipality of Pilar</i> , CY 2021	<b>223</b>
<b>2.40</b>	List of Internet Café/Stations, <i>Municipality of Samal</i> , CY 2021	<b>224</b>
<b>2.41</b>	List of Registered Contractors in Bataan, CY 2021	<b>225</b>
<b>2.42</b>	List of Different Inland Resorts, Province of Bataan as of December 2021	<b>228</b>
<b>2.43</b>	List of Different Accommodations, Province of Bataan as of December 2021	<b>232</b>
<b>2.44</b>	List of Different Beach Resorts, Province of Bataan as of December 2021	<b>240</b>

<b>Table No.</b>	<b>Title</b>	<b>Page No.</b>
<b>E. Tourism</b>		
2.45	Feast Day and Patron Saints by Municipality/City, Province of Bataan	245
2.46	Historical Landmarks, Province of Bataan	250
2.47	Tourist Attraction, Province of Bataan	255
2.48	Festivals, Province of Bataan	263
<b>III. Labor and Employment Sector</b>		
3.0	Overseas Workers 15 Years Old and Over by Highest Grade/Year Completed, Sex and Age Group: Bataan 2015	269
3.1	Gainful Workers 15 Year Old and Over by Major Occupation Group, Age Group and Sex, Province of Bataan 2015	270
3.2	Gainful Workers 15 Year Old and Over by Major Occupation Group, Age Group and Sex, <i>Municipality of Abucay</i> , Bataan 2015	271
3.3	Gainful Workers 15 Year Old and Over by Major Occupation Group, Age Group and Sex, <i>Municipality of Bagac</i> , Bataan 2015	272
3.4	Gainful Workers 15 Year Old and Over by Major Occupation Group, Age Group and Sex, <i>City of Balanga</i> , Bataan 2015	273
3.5	Gainful Workers 15 Year Old and Over by Major Occupation Group, Age Group and Sex, <i>Municipality of Dinalupihan</i> , Bataan 2015	274
3.6	Gainful Workers 15 Year Old and Over by Major Occupation Group, Age Group and Sex, <i>Municipality of Hermosa</i> , Bataan 2015	275
3.7	Gainful Workers 15 Year Old and Over by Major Occupation Group, Age Group and Sex, <i>Municipality of Limay</i> , Bataan 2015	276
3.8	Gainful Workers 15 Year Old and Over by Major Occupation Group, Age Group and Sex, <i>Municipality of Mariveles</i> , Bataan 2015	277
3.9	Gainful Workers 15 Year Old and Over by Major Occupation Group, Age Group and Sex, <i>Municipality of Morong</i> , Bataan 2015	278
3.10	Gainful Workers 15 Year Old and Over by Major Occupation Group, Age Group and Sex, <i>Municipality of Orani</i> , Bataan 2015	279
3.11	Gainful Workers 15 Year Old and Over by Major Occupation Group, Age Group and Sex, <i>Municipality of Orion</i> , Bataan 2015	280
3.12	Gainful Workers 15 Year Old and Over by Major Occupation Group, Age Group and Sex, <i>Municipality of Pilar</i> , Bataan 2015	281
3.13	Gainful Workers 15 Year Old and Over by Major Occupation Group, Age Group and Sex, <i>Municipality of Samal</i> , Bataan 2015	282

<b>Table No.</b>	<b>Title</b>	<b>Page No.</b>
<b>IV. Education and Manpower Sector</b>		
<b>4.0</b>	Number of Pre-Elem/Elementary, Secondary, Technical/Vocational and Tertiary Schools by Municipality/City: SY 2021-2022, Province of Bataan	<b>283</b>
<b>4.1</b>	Summary of Public and Private Elementary Enrolment and Number of Teachers by School Year, SY 2014-2022 Province of Bataan	<b>284</b>
<b>4.2</b>	Division and District Elementary Enrolment by Municipality/City (Government), SY 2015-2022: Province of Bataan	<b>285</b>
<b>4.3</b>	Government Elementary School Enrolment, by Grade Level and by District, SY 2021-2022: Province of Bataan	<b>286</b>
<b>4.4</b>	List of Public Elementary and Private Pre-Elementary, Primary, Secondary and Tertiary Schools, <i>Municipality of Abucay</i> , Bataan 2021	<b>287</b>
<b>4.5</b>	List of Public Elementary and Private Pre-Elementary, Primary, Secondary and Tertiary Schools, <i>Municipality of Bagac</i> , Bataan 2021	<b>288</b>
<b>4.6</b>	List of Public Elementary and Private Pre-Elementary, Primary, Secondary and Tertiary Schools, <i>City of Balanga</i> , Bataan 2021	<b>289</b>
<b>4.7</b>	List of Public Elementary and Private Pre-Elementary, Primary, Secondary and Tertiary Schools, <i>Municipality of Dinalupihan</i> , Bataan 2021	<b>291</b>
<b>4.8</b>	List of Public Elementary and Private Pre-Elementary, Primary, Secondary and Tertiary Schools, <i>Municipality of Hermosa</i> , Bataan 2021	<b>293</b>
<b>4.9</b>	List of Public Elementary and Private Pre-Elementary, Primary, Secondary and Tertiary Schools, <i>Municipality of Limay</i> , Bataan 2021	<b>294</b>
<b>4.10</b>	List of Public Elementary and Private Pre-Elementary, Primary, Secondary and Tertiary Schools, <i>Municipality of Mariveles</i> , Bataan 2021	<b>295</b>
<b>4.11</b>	List of Public Elementary and Private Pre-Elementary, Primary, Secondary and Tertiary Schools, <i>Municipality of Morong</i> , Bataan 2021	<b>297</b>
<b>4.12</b>	List of Public Elementary and Private Pre-Elementary, Primary, Secondary and Tertiary Schools, <i>Municipality of Orani</i> , Bataan 2021	<b>298</b>
<b>4.13</b>	List of Public Elementary and Private Pre-Elementary, Primary, Secondary and Tertiary Schools, <i>Municipality of Orion</i> , Bataan 2021	<b>299</b>
<b>4.14</b>	List of Public Elementary and Private Pre-Elementary, Primary, Secondary and Tertiary Schools, <i>Municipality of Pilar</i> , Bataan 2021	<b>300</b>
<b>4.15</b>	List of Public Elementary and Private Pre-Elementary, Primary, Secondary and Tertiary Schools, <i>Municipality of Samal</i> , Bataan 2021	<b>301</b>
<b>4.16</b>	Private Pre-Elementary and Elementary School Enrolment SY 2021-2022, Province of Bataan	<b>302</b>
<b>4.17</b>	Public Elementary School Enrolment by Grade, Sex and Individual School SY 2021-2022, <i>Municipality of Abucay</i>	<b>306</b>

<b>Table No.</b>	<b>Title</b>	<b>Page No.</b>
<b>4.18</b>	Public Elementary School Enrolment by Grade, Sex and Individual School SY 2021-2022, <i>Municipality of Bagac</i>	<b>307</b>
<b>4.19</b>	Public Elementary School Enrolment by Grade, Sex and Individual School SY 2021-2022, <i>City of Balanga</i>	<b>308</b>
<b>4.20</b>	Public Elementary School Enrolment by Grade, Sex and Individual School SY 2021-2022, <i>Municipality of Dinalupihan (East)</i>	<b>309</b>
<b>4.21</b>	Public Elementary School Enrolment by Grade, Sex and Individual School SY 2021-2022, <i>Municipality of Dinalupihan (West)</i>	<b>310</b>
<b>4.22</b>	Public Elementary School Enrolment by Grade, Sex and Individual School SY 2021-2022, <i>Municipality of Hermosa</i>	<b>311</b>
<b>4.23</b>	Public Elementary School Enrolment by Grade, Sex and Individual School SY 2021-2022, <i>Municipality of Limay</i>	<b>312</b>
<b>4.24</b>	Public Elementary School Enrolment by Grade, Sex and Individual School SY 2021-2022, <i>Municipality of Mariveles</i>	<b>313</b>
<b>4.25</b>	Public Elementary School Enrolment by Grade, Sex and Individual School SY 2021-2022, <i>Municipality of Morong</i>	<b>314</b>
<b>4.26</b>	Public Elementary School Enrolment by Grade, Sex and Individual School SY 2021-2022, <i>Municipality of Orani</i>	<b>315</b>
<b>4.27</b>	Public Elementary School Enrolment by Grade, Sex and Individual School SY 2021-2022, <i>Municipality of Orion</i>	<b>316</b>
<b>4.28</b>	Public Elementary School Enrolment by Grade, Sex and Individual School SY 2021-2022, <i>Municipality of Pilar</i>	<b>317</b>
<b>4.29</b>	Public Elementary School Enrolment by Grade, Sex and Individual School SY 2021-2022, <i>Municipality of Samal</i>	<b>318</b>
<b>4.30</b>	Public Elementary Schools and Number of Teachers by Municipality/City SY 2021-2022	<b>319</b>
<b>4.31</b>	Private Elementary Schools and Number of Teachers by Municipality/City SY 2021-2022	<b>325</b>
<b>4.32</b>	Summary of Public Elementary and Secondary Classrooms SY 2021-2022, Province of Bataan	<b>329</b>
<b>4.33</b>	Public Pre-Elementary/Elementary Schools and Number of Classrooms by Municipality/City SY 2021-2022	<b>330</b>
<b>4.34</b>	Private Elementary Schools and Number of Classrooms by Municipality/City SY 2021-2022	<b>335</b>
<b>4.35</b>	Performance Indicators Public and Private Elementary Schools SY 2020-2021, SY 2021-2022	<b>339</b>
<b>4.36a</b>	List of Public Elementary Schools Directory by Municipality/City SY 2021-2022	<b>340</b>

<b>Table No.</b>	<b>Title</b>	<b>Page No.</b>
<b>4.36b</b>	List of Private Elementary Schools Directory by Municipality/City SY 2021-2022	<b>347</b>
<b>4.37</b>	Summary of Public and Private Secondary Enrolment and Number of Teachers by School Year SY 2015-2022, Province of Bataan	<b>352</b>
<b>4.38</b>	Public Secondary School Enrolment by Year Level SY 2021-2022, Province of Bataan	<b>353</b>
<b>4.39</b>	Private Secondary School Enrolment by Grade Level SY 2021-2022, Province of Bataan	<b>356</b>
<b>4.40</b>	List of Public Secondary School, Number of Teachers by Municipality/City SY2021-2022	<b>358</b>
<b>4.41</b>	Private Secondary School Number of Teachers SY 2021-2022, Province of Bataan	<b>360</b>
<b>4.42</b>	Number of Public Secondary School Classrooms by Municipality/City SY 2021-2022	<b>362</b>
<b>4.43</b>	Number of Private Secondary School Classrooms by Municipality/City SY 2021-2022	<b>363</b>
<b>4.44</b>	Performance Indicator, Public and Private Secondary Schools SY 2020-2021, SY 2021-2022	<b>365</b>
<b>4.45a</b>	List of Public Secondary Schools Directory, Province of Bataan SY 2021-2022	<b>366</b>
<b>4.45b</b>	List of Private Secondary Schools Directory, Province of Bataan SY 2021-2022	<b>368</b>
<b>4.46</b>	Summary of College Enrolment by School Year SY 2021-2022, Province of Bataan	<b>370</b>
<b>4.47</b>	Bataan Peninsula State University - <i>Main Campus</i> College Enrolment by Year Level, First and Second Semester Province of Bataan SY 2021-2022	<b>371</b>
<b>4.48</b>	Bataan Peninsula State University - <i>Balanga Campus</i> College Enrolment by Year Level, First and Second Semester Province of Bataan SY 2021-2022	<b>374</b>
<b>4.49</b>	Bataan Peninsula State University - <i>Abucay Campus</i> College Enrolment by Year Level, First and Second Semester Province of Bataan SY 2021-2022	<b>375</b>
<b>4.50</b>	Bataan Peninsula State University - <i>Bagac Campus</i> College Enrolment by Year Level, First and Second Semester Province of Bataan SY 2021-2022	<b>376</b>



<b>Table No.</b>	<b>Title</b>	<b>Page No.</b>
<b>4.51</b>	Bataan Peninsula State University - <i>Dinalupihan Campus</i> College Enrolment by Year Level, First and Second Semester Province of Bataan SY 2020-2021	<b>377</b>
<b>4.52</b>	Bataan Peninsula State University - <i>Orani Campus</i> College Enrolment by Year Level, First and Second Semester Province of Bataan SY 2021-2022	<b>378</b>
<b>4.53</b>	Bataan Heroes Memorial College College Enrolment by Year Level, First and Second Semester Province of Bataan SY 2021-2022	<b>380</b>
<b>4.54</b>	Asia Pacific College of Advanced Studies College Enrolment by Year Level, First and Second Semester Province of Bataan SY 2021-2022	<b>381</b>
<b>4.55</b>	AMA Computer Learning Center College Enrolment by Year Level, First and Second Semester Province of Bataan SY 2021-2022	<b>382</b>
<b>4.56</b>	Bataan School of Fisheries College Enrolment by Year Level, First and Second Semester Province of Bataan SY 2021-2022	<b>383</b>
<b>4.57</b>	Eastwoods Professional College of Science & Technology - <i>Balanga Branch</i> College Enrolment by Year Level, First and Second Semester Province of Bataan SY 2021-2022	<b>384</b>
<b>4.58</b>	Eastwoods Professional College of Science & Technology - <i>Dinalupihan Branch</i> College Enrolment by Year Level, First and Second Semester Province of Bataan SY 2021-2022	<b>385</b>
<b>4.59</b>	Tomas del Rosario College College Enrolment by Year Level, First and Second Semester Province of Bataan SY 2021-2022	<b>386</b>
<b>4.60</b>	Polytechnic University of the Philippines College Enrolment by Year Level, First and Second Semester Province of Bataan SY 2021-2022	<b>387</b>
<b>4.61</b>	Microcity College of Business and Technology, Inc. College Enrolment by Year Level, First and Second Semester Province of Bataan SY 2021-2022	<b>388</b>
<b>4.62</b>	Maritime Academy of Asia and the Pacific College Enrolment by Year Level, First and Second Semester Province of Bataan SY 2021-2022	<b>389</b>
<b>4.63</b>	Limay Polytechnic College College Enrolment by Year Level, First and Second Semester Province of Bataan SY 2021-2022	<b>390</b>

<b>Table No.</b>	<b>Title</b>	<b>Page No.</b>
<b>4.64</b>	Colegio de San Juan de Letran College Enrolment by Year Level, First and Second Semester Province of Bataan SY 2021-2022	<b>391</b>
<b>4.65</b>	Philippine Women's University College Enrolment by Year Level, First and Second Semester Province of Bataan SY 2021-2022	<b>392</b>
<b>4.66</b>	Bataan Peninsula State University - <i>Main Campus</i> Number of Graduates by Course, Province of Bataan, SY 2021-2022	<b>393</b>
<b>4.67</b>	Bataan Peninsula State University ( <i>Balanga Campus</i> ) Number of Graduates by Course, Province of Bataan, SY 2021-2022	<b>395</b>
<b>4.68</b>	Bataan Peninsula State University ( <i>Abucay Campus</i> ) Number of Graduates by Course, Province of Bataan, SY 2021-2022	<b>396</b>
<b>4.69</b>	Bataan Peninsula State University ( <i>Bagac Campus</i> ) Number of Graduates by Course, Province of Bataan, SY 2021-2022	<b>397</b>
<b>4.70</b>	Bataan Peninsula State University ( <i>Dinalupihan Campus</i> ) Number of Graduates by Course, Province of Bataan, SY 2021-2022	<b>398</b>
<b>4.71</b>	Bataan Peninsula State University ( <i>Orani Campus</i> ) Number of Graduates by Course, Province of Bataan, SY 2021-2022	<b>399</b>
<b>4.72</b>	Bataan Heroes Memorial College Number of Graduates by Course, Province of Bataan, SY 2021-2022	<b>400</b>
<b>4.73</b>	Asia Pacific College of Advanced Studies Number of Graduates by Course, Province of Bataan, SY 2021-2022	<b>401</b>
<b>4.74</b>	AMA Computer Learning Center Number of Graduates by Course, Province of Bataan, SY 2021-2022	<b>402</b>
<b>4.75</b>	Bataan School of Fisheries Number of Graduates by Course, Province of Bataan, SY 2019-2020	<b>403</b>
<b>4.76</b>	Eastwoods Professional College of Science & Technology - <i>Balanga Campus</i> Number of Graduates by Course, Province of Bataan, SY 2021-2022	<b>404</b>
<b>4.77</b>	Eastwoods Professional College of Science & Technology ( <i>Dinalupihan Branch</i> ) Number of Graduates by Course, Province of Bataan, SY 2021-2022	<b>405</b>
<b>4.78</b>	Tomas del Rosario College Number of Graduates by Course, Province of Bataan, SY 2021-2022	<b>406</b>
<b>4.79</b>	Polytechnic University of the Philippines Number of Graduates by Course, Province of Bataan, SY 2021-2022	<b>407</b>
<b>4.80</b>	Microcity College of Business and Technology, Inc. Number of Graduates by Course, Province of Bataan, SY 2021-2022	<b>408</b>
<b>4.81</b>	Maritime Academy of Asia and the Pacific Number of Graduates by Course, Province of Bataan, SY 2021-2022	<b>409</b>
<b>4.82</b>	Limay Polytechnic College Number of Graduates by Course, Province of Bataan, SY2021-2022	<b>410</b>

<b>Table No.</b>	<b>Title</b>	<b>Page No.</b>
<b>4.83</b>	Colegio de San Juan de Letran Number of Graduates by Course, Province of Bataan, SY 2021-2022	<b>411</b>
<b>4.84</b>	Philippine Women's University - CDCEC Bataan Number of Graduates by Course, Province of Bataan, SY 2021-2022	<b>412</b>
<b>4.85</b>	Bataan Peninsula State University Number of Examinee and License Passed by Profession Province of Bataan, CY 2020	<b>413</b>
<b>4.86</b>	Bataan Heroes Memorial College Number of Examinee and License Passed by Profession Province of Bataan, CY 2020	<b>414</b>
<b>4.87</b>	Asia Pacific College of Advanced Studies Number of Examinee and License Passed by Profession Province of Bataan, CY 2020	<b>415</b>
<b>4.88</b>	Tomas del Rosario College Number of Examinee and License Passed by Profession Province of Bataan, CY 2020	<b>417</b>
<b>4.89</b>	Polytechnic University of the Philippines Number of Examinee and License Passed by Profession Province of Bataan, CY 2020	<b>418</b>
<b>4.90</b>	Microcity College of Business and Technology, Inc. Number of Examinee and License Passed by Profession Province of Bataan, CY 2020	<b>419</b>
<b>4.91</b>	Maritime Academy of Asia and the Pacific Number of Examinee and License Passed by Profession Province of Bataan, CY 2020	<b>420</b>
<b>4.92</b>	Limay Polytechnic College Number of Examinee and License Passed by Profession Province of Bataan, CY 2020	<b>421</b>
<b>4.93</b>	Colegio de San Juan de Letran Number of Examinee and License Passed by Profession Province of Bataan, CY 2020	<b>422</b>

## **V. Health, Nutrition and Population Management**

<b>5.0</b>	Public and Private Hospital Directory, Province of Bataan 2020	<b>423</b>
<b>5.1</b>	List of Public and Private Hospitals with Number of Bed Capacity Province of Bataan 2020	<b>425</b>
<b>5.2</b>	Rural Health Unit by Municipality/City Directory Province of Bataan 2021	<b>426</b>
<b>5.3</b>	List of Medical and Laboratory Clinic, Province of Bataan as of December 2020	<b>428</b>
<b>5.4</b>	Other Medical Services, Province of Bataan as of December 2020	<b>430</b>
<b>5.5</b>	List of Dental Clinic, Province of Bataan as of December 2020	<b>432</b>

<b>Table No.</b>	<b>Title</b>	<b>Page No.</b>
<b>5.6</b>	List of Optical Clinic, Province of Bataan as of December 2020	<b>434</b>
<b>5.7</b>	Bataan General Hospital and Medical Center, Record of Patients Admission, Hospitalization Period and Bed Occupancy By Quarter, CY 2021	<b>435</b>
<b>5.8</b>	Orani District Hospital, Record of Patients Admission, Hospitalization Period and Bed Occupancy Rate, CY 2021	<b>436</b>
<b>5.9</b>	Jose C. Payumo Jr. Memorial Hospital Record of Patients Admission, Hospitalization Period and Bed Occupancy Rate, CY 2021	<b>437</b>
<b>5.10</b>	Bagac Community and Medicare Hospital Record of Patients Admission, Hospitalization Period and Bed Occupancy Rate, CY 2021	<b>438</b>
<b>5.11</b>	Mariveles District Hospital Record of Patients Admission, Hospitalization Period and Bed Occupancy Rate, CY 2021	<b>439</b>
<b>5.12</b>	Total Births by Place, Province of Bataan: CY 2015-2021	<b>440</b>
<b>5.13</b>	Total Births by Attendance, Province of Bataan: CY 2015-2021	<b>441</b>
<b>5.14</b>	Natality by Sex, and by Birth Weight, Province of Bataan CY 2015-2021	<b>442</b>
<b>5.15</b>	Mortality: Ten Leading Causes, Province of Bataan, CY 2021	<b>443</b>
<b>5.16</b>	Infant Mortality: Ten Leading Causes, Province of Bataan, CY 2021	<b>444</b>
<b>5.17</b>	Maternal Deaths: Leading Causes, Province of Bataan, CY 2019	<b>445</b>
<b>5.18</b>	Morbidity: Ten Leading Causes, Province of Bataan, CY 2021	<b>446</b>
<b>5.19</b>	Total Births and Deaths by Municipality/City, Province of Bataan, CY 2021	<b>447</b>
<b>5.20</b>	Comparative Births and Deaths Report, Province of Bataan, CY 2016-2021	<b>448</b>
<b>5.21</b>	Nutritional Status, Province of Bataan, CY 2021	<b>449</b>
<b>5.22</b>	Family Planning Acceptors Referred by Municipality/City Province of Bataan, CY 2021	<b>450</b>
<b>5.23</b>	Family Planning Method, Contraceptive Prevalence Rate (CPR) by Municipality/City, CY 2021	<b>451</b>
<b>5.24</b>	Annual (Pre-Marriage-Counselling) Report by Municipality/City Province of Bataan, CY 2021	<b>452</b>
<b>5.25</b>	Trends of Vital Health Statistics Over 5 Year Period 2017-2021	<b>453</b>
<b>5.26</b>	Provincial Health Office Program Accomplishments, CY 2021	<b>454</b>

<b>Table No.</b>	<b>Title</b>	<b>Page No.</b>
5.27	Environmental Health Services By Municipality/City Province of Bataan, as of December 2021	456
5.28	Households by Main Source of Water Supply for Drinking by Municipality/City, Bataan 2015	457
5.29	Households by Main Source of Water Supply for Cooking by Municipality/City, Bataan 2015	458
5.30	Households by Kind of Fuel for Lighting and Municipality/City Bataan 2015	459
5.31	Solid Waste Management, Province of Bataan, CY 2021	460

## **VI. Housing and Community Development**

6.0	Occupied Housing Units by City/Municipality 1960, 1970, 1980, 1990, 2000, 2007, 2010 and 2015	462
6.1	Number of Occupied Housing Units, Number of Households, Household Population & Ratio of Households and Household Population to Occupied Housing Unit by Type of Building: Bataan 2015	463
6.2	Occupied Housing Units by Construction Materials of the Outer Walls and Roof, Bataan 2015	470
6.3	Number of Households by Type of Building, Tenure Status of the Housing Unit by City/Municipality, Bataan 2015	477
6.4	List of Subdivisions, <i>Municipality of Abucay</i> , CY 2019	484
6.5	List of Subdivisions, <i>Municipality of Bagac</i> , CY 2019	485
6.6	List of Subdivisions, <i>City of Balanga</i> , CY 2021	486
6.7	List of Subdivisions, <i>Municipality of Dinalupihan</i> , CY 2019	492
6.8	List of Subdivisions, <i>Municipality of Hermosa</i> , CY 2019	493
6.9	List of Subdivisions, <i>Municipality of Limay</i> , CY 2019	495
6.10	List of Subdivisions, <i>Municipality of Mariveles</i> , CY 2020	496
6.11	List of Subdivisions, <i>Municipality of Morong</i> , CY 2016	500
6.12	List of Subdivisions, <i>Municipality of Orani</i> , CY 2016	501
6.13	List of Subdivisions, <i>Municipality of Orion</i> , CY 2019	503
6.14	List of Subdivisions, <i>Municipality of Pilar</i> , CY 2021	504
6.15	List of Subdivisions, <i>Municipality of Samal</i> , CY 2021	505

<b>Table No.</b>	<b>Title</b>	<b>Page No.</b>
<b>6.16</b>	Number of Informal Settler Families (ISF) along Rivers, Creeks and Central Area per Municipality/Barangay, Province of Bataan, CY 2020-2021	<b>506</b>

## **VII. Social Services and Community Development**

<b>7.0</b>	Summary of Child Development Centers and Child Development Workers with Number of Enrollees, Bataan CY 2021	<b>511</b>
<b>7.1</b>	List of Child Development Centers and Child Development Workers with Number of Enrollees, <i>Municipality of Abucay</i> , SY 2021-2022	<b>512</b>
<b>7.2</b>	List of Child Development Centers and Child Development Workers with Number of Enrollees, <i>Municipality of Bagac</i> , SY 2021-2022	<b>512</b>
<b>7.3</b>	List of Child Development Centers and Child Development Workers with Number of Enrollees, <i>City of Balanga</i> , SY 2021-2022	<b>513</b>
<b>7.4</b>	List of Child Development Centers and Child Development Workers with Number of Enrollees, <i>Municipality of Dinalupihan</i> , SY 2021-2022	<b>514</b>
<b>7.5</b>	List of Child Development Centers and Child Development Workers with Number of Enrollees, <i>Municipality of Hermosa</i> , SY 2021-2022	<b>515</b>
<b>7.6</b>	List of Child Development Centers and Child Development Workers with Number of Enrollees, <i>Municipality of Limay</i> , SY 2021-2022	<b>516</b>
<b>7.7</b>	List of Child Development Centers and Child Development Workers with Number of Enrollees, <i>Municipality of Mariveles</i> , SY 2021-2022	<b>517</b>
<b>7.8</b>	List of Child Development Centers and Child Development Workers with Number of Enrollees, <i>Municipality of Morong</i> , SY 2021-2022	<b>518</b>
<b>7.9</b>	List of Child Development Centers and Child Development Workers with Number of Enrollees, <i>Municipality of Orani</i> , SY 2021-2022	<b>519</b>
<b>7.10</b>	List of Child Development Centers and Child Development Workers with Number of Enrollees, <i>Municipality of Orion</i> , SY 2021-2022	<b>520</b>
<b>7.11</b>	List of Child Development Centers and Child Development Workers with Number of Enrollees, <i>Municipality of Pilar</i> , SY 2021-2022	<b>521</b>
<b>7.12</b>	List of Child Development Centers and Child Development Workers with Number of Enrollees, <i>Municipality of Samal</i> , SY 2021-2022	<b>521</b>
<b>7.13</b>	Rural Improvement Club (RIC) By Municipality Province of Bataan, as of December 2021	<b>522</b>

<b>Table No.</b>	<b>Title</b>	<b>Page No.</b>
<b>VIII. Infrastructure and Utilities Sector</b>		
<b>A. Roads and Bridges</b>		
8.0	Length of Existing National Road by Type of Pavement and by Municipality/City, Province of Bataan, CY 2021	524
8.1	Length of Existing Provincial Road by Type of Pavement and by Municipality/City, Province of Bataan, CY 2021	525
<b>B. Irrigation</b>		
8.2	Provincial Irrigation Coverage by Municipality/City Province of Bataan, CY 2020	526
<b>C. Transportation</b>		
8.3	Breakdown of Registered Motor Vehicles by Major Classification, CY 2016-2021	527
8.4	Existing Bus Company, Province of Bataan, CY 2021	528
8.5	Existing Number of Mini Bus by Route and Number of Trips Per Units Province of Bataan, CY 2021	529
8.6	Existing Number of Jeepney by Route and Number of Trips Per Units Province of Bataan, CY 2021	530
<b>D. Communication</b>		
8.7	Telecommunication Companies/Facilities by Municipality/City, Province of Bataan, CY 2021	531
8.8	List of Local Radio Stations, Province of Bataan, CY 2021	533
8.9	List of Cable Networks by Municipality/City, Province of Bataan, CY 2021	534
8.10	List of Local Newspaper/Publication Province of Bataan, CY 2021	535
8.11	Extent of Postal Service System by Municipality/City Province of Bataan, CY 2016	536
<b>E. Power</b>		
8.12	Status of Electrification and Membership by Municipality Province of Bataan, CY 2020	537
8.13	Status of Electrification per Municipality by Type of Consumer Province of Bataan, CY 2021	538
8.14	Schedule of Power Rates by Type of Consumer Province of Bataan, CY 2021	539
<b>F. Water Resources and Water Supply</b>		
8.15	List of Water Resources in Bataan by Municipality/City	540
8.16	List of Bays, Fishing Banks, Floatable Waterways and Anchorages by Municipality/City	544

<b>Table No.</b>	<b>Title</b>	<b>Page No.</b>
<b>IX. Public Services Sector</b>		
<b>A. Civil Service or Public Personnel Administration</b>		
<b>9.0</b>	Provincial Human Resource Management Office, Personnel Statistics Number of Filled Positions According to Employment Status Personnel Statistics - as of December 2021	<b>545</b>
<b>9.1</b>	<i>Municipality of Abucay</i> , Human Resource Management Office Number of Filled Positions According to Employment Status, Personnel Statistics - as of December 2021	<b>546</b>
<b>9.2</b>	<i>Municipality of Bagac</i> , Human Resource Management Office Number of Filled Positions According to Employment Status, Personnel Statistics - as of December 2021	<b>547</b>
<b>9.3</b>	<i>City of Balanga</i> , Human Resource Management Office Number of Filled Positions According to Employment Status, Personnel Statistics - as of December 2021	<b>548</b>
<b>9.4</b>	<i>Municipality of Dinalupihan</i> , Human Resource Management Office Number of Filled Positions According to Employment Status, Personnel Statistics - as of December 2021	<b>550</b>
<b>9.5</b>	<i>Municipality of Hermosa</i> , Human Resource Management Office Number of Filled Positions According to Employment Status, Personnel Statistics - as of December 2021	<b>551</b>
<b>9.6</b>	<i>Municipality of Limay</i> , Human Resource Management Office Number of Filled Positions According to Employment Status, Personnel Statistics - as of December 2021	<b>552</b>
<b>9.7</b>	<i>Municipality of Mariveles</i> , Human Resource Management Office Number of Filled Positions According to Employment Status, Personnel Statistics - as of December 2021	<b>553</b>
<b>9.8</b>	<i>Municipality of Morong</i> , Human Resource Management Office Number of Filled Positions According to Employment Status, Personnel Statistics - as of December 2021	<b>554</b>
<b>9.9</b>	<i>Municipality of Orani</i> , Human Resource Management Office Number of Filled Positions According to Employment Status, Personnel Statistics - as of December 2021	<b>555</b>
<b>9.10</b>	<i>Municipality of Orion</i> , Human Resource Management Office Number of Filled Positions According to Employment Status, Personnel Statistics - as of December 2021	<b>556</b>
<b>9.11</b>	<i>Municipality of Pilar</i> , Human Resource Management Office Number of Filled Positions According to Employment Status, Personnel Statistics - as of December 2021	<b>557</b>
<b>9.12</b>	<i>Municipality of Samal</i> , Human Resource Management Office Number of Filled Positions According to Employment Status, Personnel Statistics - as of December 2021	<b>558</b>



<b>Table No.</b>	<b>Title</b>	<b>Page No.</b>
<b>B. Financial and Fiscal Administration</b>		
<b>9.13</b>	Income and Expenditures of Province, City, Municipality Province of Bataan CY 2021	<b>559</b>
<b>9.14</b>	Actual Income by Fund Source of the Province, City and Municipalities: CY 2021	<b>560</b>
<b>9.15</b>	Summary of Assessment Report, Province of Bataan CY 2021	<b>561</b>
<b>9.16</b>	Real Property Tax Collection, Basic Tax and Special Education Fund Tax Province of Bataan 2021	<b>562</b>
<b>9.17</b>	Comparative Report of Real Property Tax Collection, 2020 and 2021 Basic Tax and Special Education Fund (SEP) Tax, Province of Bataan	<b>563</b>
<b>C. Public Order and Safety</b>		
<b>9.18</b>	Size of Police Force and Station, by Municipality/City Province of Bataan, as of December 31, 2021	<b>564</b>
<b>9.19</b>	Crime Volume by Municipality/City, Province of Bataan, CY 2021	<b>565</b>
<b>9.20</b>	Number of Cases Handled by Regional Trial Court Province of Bataan, CY 2011-2021	<b>566</b>
<b>9.21</b>	Number of Firefighter, Station and Equipment by Municipality/City as of December 2021, Province of Bataan	<b>567</b>
<b>9.22</b>	Fire Incidence by Municipality/City for the Year 2021 Province of Bataan	<b>568</b>
<b>9.23</b>	Consolidated Type of Occupancy Involved in Fire Incident, Provincewide CY 2021	<b>569</b>

# **GENERAL INFORMATION**

# 1. GENERAL INFORMATION

## 1.1 FAST FACTS

<b>AREA :</b>	Upland Hills, Mountain Area	-	111,072 has.
	Lowlands and plains	-	26,224 has.
	Total	-	137,296 has or 1,373 sq. kms.

Municipality	Land Area (Has.)	No. of Barangays	Distance from Balanga City (km.)	Classification (2021)
<b>First District</b>				
1. Hermosa	15,700	23	18.62	1 <sup>st</sup>
2. Orani	6,490	29	13.87	1 <sup>st</sup>
3. Samal	5,630	14	10	4 <sup>th</sup>
4. Abucay	7,970	9	4.72	3 <sup>rd</sup>
<b>Sub-Total</b>	<b>35,790</b>			
<b>Second District</b>				
5. City of Balanga	11,163	25	0	4th (component city)
6. Pilar	3,760	19	2.22	3 <sup>rd</sup>
7. Orion	6,541	23	8	2 <sup>nd</sup>
8. Limay	10,360	12	15.31	1 <sup>st</sup>
<b>Sub-Total</b>	<b>31,824</b>			
<b>Third District</b>				
9. Dinalupihan	9,252	46	26.12	1 <sup>st</sup>
10. Morong	21,920	5	50.48	3 <sup>rd</sup>
11. Bagac	23,120	14	27.82	3 <sup>rd</sup>
12. Mariveles	15,390	18	46.98	1 <sup>st</sup>
<b>Sub-Total</b>	<b>69,682</b>			
<b>BATAAN</b>	<b>137,296</b>	<b>237</b>	<b>-</b>	<b>1<sup>st</sup></b>

<b>Population:</b>	CY 2020	-	853,373
	Growth Rate (2015-2020)	-	2.45
	Projected (2022)	-	895,701
	Population Density 2020	-	622 persons/sq. km
	Household Population (2020)	-	849,575
	Number of Household (2020)	-	208,941
	Average Household Size (2020)	-	4.1

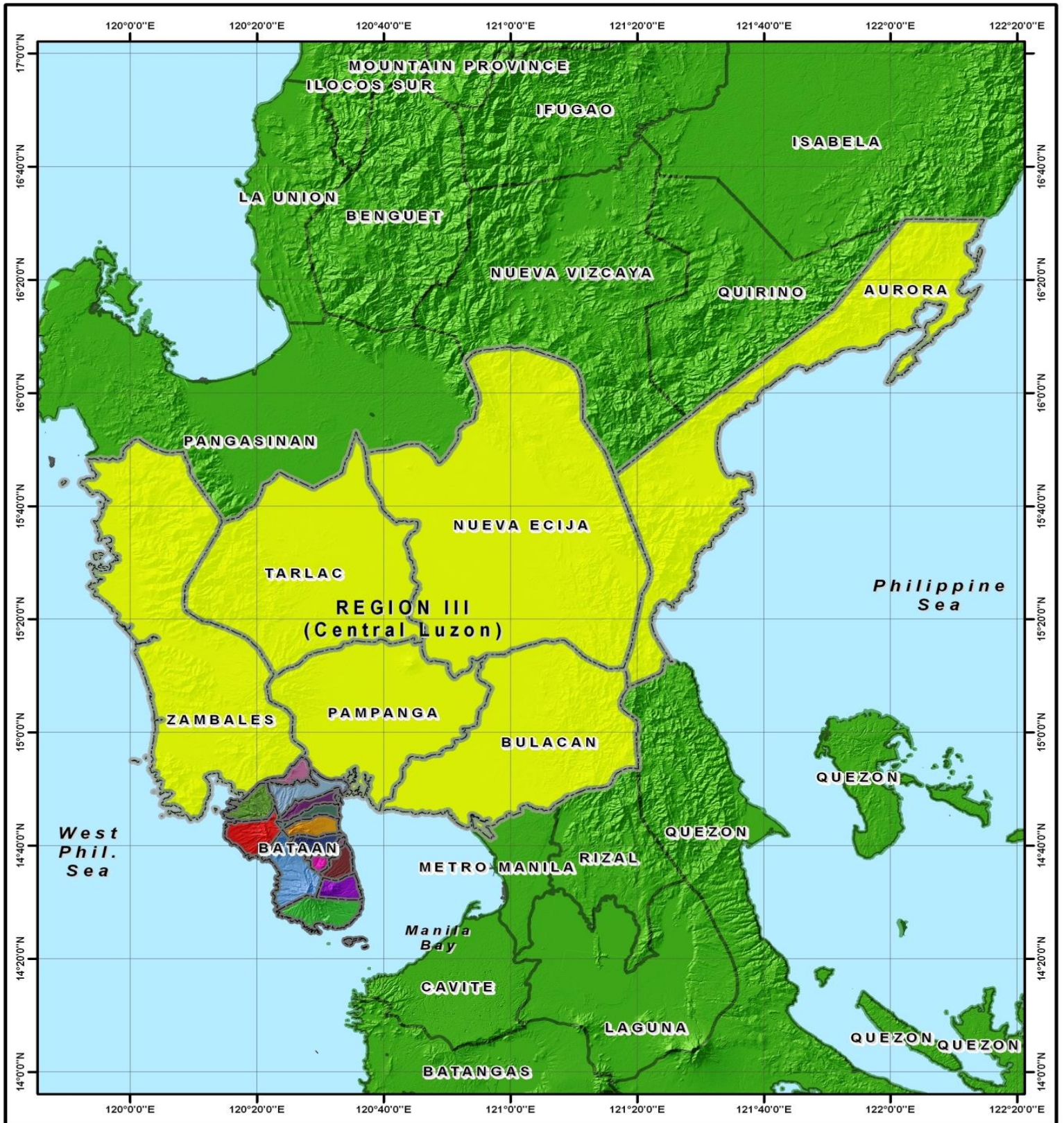
Human Development Index	-	0.729 (2012) Rank Six National Level	<i>Note:</i> Preliminary Result
Life Expectancy Index	-	0.787 (2012)	
Education Index	-	0.914 (2012)	
Income Index	-	0.539	
Status of Electrification	-	100% Energized	

## POLITICAL FIGURES CY 2022

Congresswoman	1 <sup>st</sup> District	-	Rep. Geraldine B. Roman
Congressman	2 <sup>nd</sup> District	-	Rep. Albert Raymond S. Garcia
Congresswoman	3 <sup>rd</sup> District	-	Rep. Maria Angela S. Garcia
Governor		-	Hon. Jose Enrique S. Garcia III
Vice-Governor		-	Hon. Ma. Cristina M. Garcia
Mayor, Dinalupihan		-	Hon. German M. Santos, Jr.
Mayor, Hermosa		-	Hon. Antonio Joseph R. Inton
Mayor, Orani		-	Hon. Efren Dominic E. Pascual, Jr.
Mayor, Samal		-	Hon. Alexander C. Acuzar
Mayor, Abucay		-	Hon. Robin C. Tagle
Mayor, City of Balanga		-	Hon. Francis Anthony S. Garcia
Mayor, Pilar		-	Hon. Carlos F. Pizarro, Jr.
Mayor, Orion		-	Hon. Antonio L. Raymundo, Jr.
Mayor, Limay		-	Hon. Nelson C. David
Mayor, Mariveles		-	Hon. Ace Jello C. Concepcion
Mayor, Bagac		-	Hon. Rommel V. del Rosario
Mayor, Morong		-	Hon. Cynthia L. Estanislao

MAP 1

MAP SHOWING THE REGIONAL LOCATION OF PROVINCE OF BATAAN, REGION III, CENTRAL LUZON



Projection: UTM Luzon, Zone 51N

1:1,500,000

Map Sources:

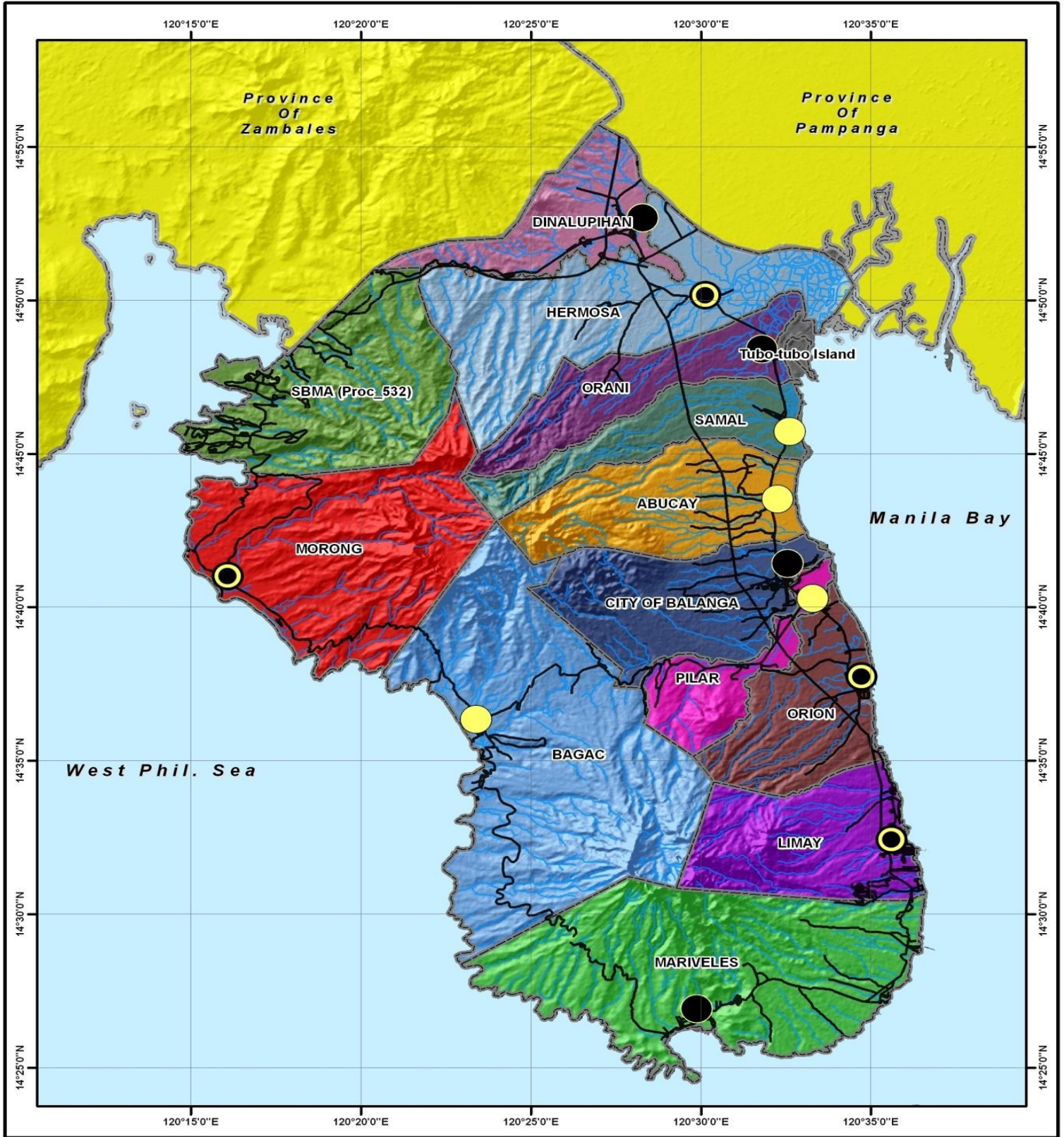
DENR Shapefiles, PRS 1992  
NAMRIA Shapefiles









Prepared By: PPDO, Bataan (2013)



**MAP 2**  
**SHOWING THE LOCATION OF**  
**PROVINCE OF BATAAN, REGION III, CENTRAL LUZON**



0 25 50 100 150 200  
 Kilometers  
 Projection: UTM, Luzon, Zone 51N  
 1:280,000  
 Map Sources:  
 DENR Shapefiles, PRS 1992  
 NAMRIA Shapefiles  
  
 Prepared By: PPDO, Bataan (2013)

Legend	
<b>Urban_Center</b>	
<b>Size</b>	
	Large Town
	Medium Town
	Small Town
	Major_Road
	Major_River_Network
	Mun_Boundary

## 1.2 HISTORY OF BATAAN

Several villages in the coastal plains of Bataan were already thriving communities when Spanish missionaries found them in 1570s. Bataan, then known as Vatan, was part of the vast Capampangan Empire that included provinces known as Pampanga, Nueva Ecija, Tarlac and some portions of Bulacan, Zambales and Pangasinan. These coastal villages were inhabited by natives who were predominantly fishermen, farmers and craftsmen. Meanwhile, the hillsides were peopled by Aeta tribes.

The province of Bataan was established in 1754 by Governor General Pedro Manuel Arandia out of the towns of San Juan de Dinalupihan, Lina Hermosa, Orani, Samal, Abucay, Balanga, Pilar, Orion, Mariveles, Bagac, and Morong. The first eight previously belonged to the Spanish provinces of Pampanga, while the last three, along with Maragondon in Cavite, were part of the Corregimiento de Mariveles. Limay the twelfth town of Bataan, was created only in 1917.

Long before the outbreak of World War II, Bataan already earned herself a secure place in the history of the Philippines. It produced the prince of Filipino Printers, who authored or co-authored some of the oldest books in the Philippines and printed them by himself between 1610 and 1639 in the printing press in Abucay. In 1647, the plundering Dutch forces were resisted in Bataan, the defenders ultimately choosing the glory of death to the ignominy of surrender.

Bataan was among the first provinces to rise in revolt against Spanish tyranny. Two of her sons Pablo Tecson and Tomas del Rosario, were prominent figures in the Malolos Convention in 1898, who were instrumental in ensuring that the Filipinos enjoyed religious freedom. Another son of Bataan, Cayetano Arellano became Secretary of Foreign Affairs of the Revolutionary Government and later on became the first Chief Justice of the Supreme Court.

Bataan also became known through its products, like rice, corn and some high value crops like mango, coffee and vegetables. She earned some reputation for her capiz shell windows, wooden bancas, dried and smoked fish, brooms and other handicrafts. The province is also a good producer of bangus, tilapia, sugpo and a wide variety of saltwater and freshwater fish.

When the Pacific War broke out in 1941, the selection of the peninsula as the locale of the last defense against the invading Japanese brought fame and infamy to Bataan. The loss of life and property cannot be over estimated. The greatest tragedy, however, was the breakdown of the moral fiber of the Filipino. The decades that followed saw another reign of greed and its attendant inequities.

After the U. S. entered World War II, Bataan Peninsula was the scene of bitter fighting between American-Filipino forces under General Douglas MacArthur (later under Major Gen. Jonathan M. Wainwright) and the invading Japanese. On April 9, 1942. Bataan defenders surrendered, but a small force remained in Corregidor, an island at the south tip of the peninsula and continued to fight until May 6.

About 37,000 U. S. and Filipino soldiers were captured in Bataan. Thousands of them died during a 70-mile "death march" from Mariveles, the tip of the peninsula, to concentration Camp at Capas, Tarlac. Bataan was retaken by U.S. forces under Gen. MacArthur in February 1945. The battlefields of Bataan and Corregidor are now national shrines.

Even as the rehabilitation of the province proceeded at a turtle's pace, whatever was left of for patrimony became the object of covetousness, until nature itself showed its wrath in the disastrous floods of 1962 and 1972.

Compounding further depredation, was the degeneration of politics, otherwise a good instrument for progress, into a toll for oppression and fast accumulation of wealth. Thus as it was elsewhere, was discontent mounted in Bataan and insurgency

increased. Yet on the whole, the economic growth of Bataan persisted, through in an excruciating pace.

Today, Bataan is consistently developing into a completely transformed province where economy flourished with adequate social services and stable food supply.

### 1.3 GEOGRAPHY

#### Location/Boundaries

Bataan is located on the western coast of Luzon, right at the mouth of Manila Bay. It is a peninsula bounded in the west by the West Philippine Sea and in the east by Manila Bay. Its north eastern portions are provinces of Bulacan and Pampanga and on its north is the province of Zambales.

#### Total Land Area

Bataan has a total land area of 1,373.0 square kilometers or 137,296 hectares. This land area constitutes 0.5 percent of the total land area of the Philippines. Compared to other provinces of Central Luzon, Bataan has the smallest land area and represents 7.51 percent of the whole land of Central Luzon.

Bataan is composed of 11 municipalities and 1 city where eleven of these are coastal areas. Nine are located along the Bataan-Manila Bay coastline, Hermosa, Orani, Samal, Abucay, Balanga, Pilar, Orion, Limay and Mariveles. Two municipalities, Morong and Bagac lie in the West Philippine Sea coastline. Dinalupihan is the lone landlocked municipality and also the entry point to Bataan from Pampanga and Zambales. The coastline of Bataan is approximately 177 kms. from Hermosa down to Mariveles and looping up to Morong.

Among the 11 municipalities and 1 city in Bataan, Bagac has the largest land area with almost 23,120 hectares while Pilar is the smallest with an area of 3,760 hectares.

Municipality	Land Area (Has.)	No. of Barangays
<b>First District</b>		
1. Hermosa	15,700	23
2. Orani	6,490	29
3. Samal	5,630	14
4. Abucay	7,970	9
<b>Sub-Total</b>	<b>35,790</b>	
<b>Second District</b>		
5. City of Balanga	11,163	25
6. Pilar	3,760	19
7. Orion	6,541	23
8. Limay	10,360	12
<b>Sub-Total</b>	<b>31,824</b>	
<b>Third District</b>		
9. Dinalupihan	9,252	46
10. Morong	21,920	5
11. Bagac	23,120	14
12. Mariveles	15,390	18
<b>Sub-Total</b>	<b>69,682</b>	
<b>BATAAN</b>	<b>137,296</b>	<b>237</b>

## 1.4 TOPOGRAPHY

Bataan is a mountainous land mass, dominated largely by uplands, hills and mountains covering 80.9 percent of its whole land area. There are two groups of extinct volcano stocks: the northern group which is composed of Mt. Sta. Rosa (902 m.), Mt. Natib (1,253 m.) and Mt. Silanganan (910 m.); and the southern group which includes Mt. Mariveles (1,388 m.), Mt. Bataan (1,362 m), and Mt. Tarac (1,260 m). Mt. Mariveles includes several peaks, among them are Pantingan Peak (1,388 m) and Ventana Peak (1,245 m). Other mountains in the Province are Mt. Samat (553 m), Mt. Limay or Mt. Cuyapo (946 m) and Mt. Sta. Rita (485 m). The lowlands and plains which comprised 19.1 percent of the land area of the province are generally flat, gently rising towards the hills. These areas comprising most of the agricultural portion of Bataan are found along the northern and eastern coasts facing Manila Bay.

## 1.5 DRAINAGE

The province is drained by numerous rivers, streams and creeks with very few meanders radiating and sloping from the mountain groups down to the sea draining the whole area very efficiently. There are more than one hundred rivers in the province which are very important not only for irrigation but also for purposes of navigation and fishing. Talisay and Almacen Rivers are the two major rivers in Bataan. Talisay has its headwaters in the Mariveles mountain group extending up to Pilar and Balanga into the Manila Bay. Almacen River has its headwaters in the Natib mountains extending down to Hermosa and exits through the Orani Channel to Manila Bay.

### Status of Watershed Areas:

Drainage Way	Area (has.)	Total Eroded Area (has.)
Abo-abo River	31,704	8,061
Batalan River	19,408	5,833
Lamao River	13,385	7,759
Saysayin River	11,999	6,835
Agloloma River	10,718	5,217
Mamala River	9,665	4,349
<b>TOTAL</b>	<b>96,879</b>	<b>38,054</b>

## 1.6 CLIMATE

Climate in Bataan falls under Type 1 in the Coronas System. There are two distinct seasons: the rainy season and dry season. The rainy season starts on the month of May and ends up around the month of October. The rest of the year is dry with occasional rains dispersed widely throughout the province. Occasional typhoons visit the area especially during the months of June to September. Floods occur annually due to heavy rains and the clogging of the heavily silted outlets to Manila Bay.



## POPULATION CHARACTERISTICS

**1.7.1** The total population of Bataan was 853,373 persons as of May 2020. This is larger by 92,723 persons compared to its total population of 760,650 persons counted in the 2015 Census of Population and Housing. The increase in the population count from 2015 to 2020 translated to an average annual population growth rate (PGR) of 2.45 percent, 0.51 percentage point higher than the 1.94 percent growth rate during the 2010 to 2015 period. If the average annual PGR recorded 2.45 percent during the period of 2015 to 2020 continues, the population of Bataan will double in 28 years.

### **1.7.2 Municipality of Mariveles was the most populous**

In 2020, among the lone city and 11 municipalities comprising the province of Bataan, the municipality of Mariveles was the most populous with a population size making up 17.56 percent of the total provincial population. The municipality of Dinalupihan was second with 13.85 percent share, followed by the City of Balanga, the Provincial Capital with 12.21 percent, municipalities of Limay with 9.17 percent, Hermosa with 9.07 percent and Orani with 8.24 percent. The least populated area was the municipality of Bagac with 3.68 percent share to the total population of the province.

### **1.7.3 Sex ratio was 102 males per 100 females**

Of the 849,575 household population in 2020, males accounted for 50.47 percent while females comprised 49.53 percent. These figures resulted in a sex ratio of 102 males for every 100 females, which is similar to the sex ratio recorded in 2015 (102 males per 100 females).

### **1.7.4 Median age was 25.0 years**

In 2015, the median age of the population of the province was 25 years, which means that half of the population was younger than 24.4 years. This is higher than the median age of 24.4 years that was recorded in 2010.

The age-sex distribution of the population showed males outnumbered females in the age groups 0 to 44 years. On the other hand, there were more females than males in the older age groups (45 years and over).

### **1.7.5 Almost two-third of the household population were voting age**

The voting age population (18 years and over) accounted for 487,747 persons or 64.12 percent of the total population of the province in 2015, higher than 62.2 percent in 2010. There were more females (50.2 percent) than males (49.8 percent) among the voting age population.

### **1.7.6 Dependency ratio increased to 55 dependents per 100 persons in the working age group**

In 2020, the young dependents (0 to 14 years) was 29.95 percent of the total population while the old dependents (65 years and over) posted a 5.28 percent. The working age population (15 to 64 years) accounted 64.33 percent. The overall dependency ratio was 55, which indicates that for every 100 working age population, there were about 55 dependents (47 young dependents and eight old dependents). The ratio is higher than the dependency ratio in 2015, which was recorded at 53 dependents per 100 working-age population (46 young dependents and 7 old dependents).

### **1.7.7 Senior citizens constitute 8.63 percent of the total population**

Senior citizens constitute 8.63 percent of the total population. People who are regarded as senior citizens are those aged 60 years old and over. In Bataan, they made up 73,677 of the 853,373 total population in 2020. Among the senior citizens, females (55.18 percent) outnumbered the males (44.82 percent).

### **1.7.8 There were more males than females among the never-married persons**

Of the total population 10 years old and over 41.8 percent were never married while 40.4 percent were married. The rest of the population were categorized as follows: in common law/live-in arrangement (11.7 percent), widowed (4.4 percent), and divorced/separated (1.7 percent). Among never-married persons, 54.61 percent were male while 45.39 percent were females. For the rest of the categories for marital status, the females outnumbered the males.

### **1.7.9 More females pursued higher levels of education**

Of the total population 5 years old and over, 27.6 percent had attended or completed elementary education and 43 percent had reached or finished high school, 9.8 percent were college, undergraduates, and 11.1 percent were academic degree holders. Among those with academic degree, the females (57 percent) outnumbered the males (43 percent). Similarly, more females (64 percent) than males (36 percent) had pursued post baccalaureate courses.

### **1.7.10 Roman Catholics accounted for 84.6 percent of the population in the province.**

Among the total population in Bataan in 2015, 84.6 percent (or about 643,357 persons) reported the Roman Catholic as their religious affiliation. The next largest religious affiliation in the province was Iglesia ni Cristo, comprising 4.7 percent of the total population. Other religious affiliation with 2.4 percent, Jesus is Lord Church 1.5 percent and by the Evangelicals 1.45 percent.

### **1.7.11 Male Overseas Workers Outnumbered their Female Counterparts**

Of the 601,471 household population 10 years old and over in Bataan, 4.45 percent (or 26,795 persons) were overseas workers. Male overseas workers outnumbered their female counterparts as they comprised 71.9 percent of all the overseas workers from the province. Overseas workers aged 45 years and over made up the largest aged group, comprising 24.4 percent of the total overseas workers from this province in 2015, followed by the age groups 30 to 34 (19.9 percent), 35 to 39 years (19.3 percent), and 25 to 29 years (16.5 percent).

### **1.7.12 Average Household Size was 4.1 Persons**

The number of households in 2020 was recorded at 208,941, higher by 35,729 households compared with the 173,212 household posted in 2015. The average household size in 2020 was 4.1 persons, lower than the average household size of 4.4 persons in 2015.

#### **1.7.13 There were 102 households per 100 occupied housing units**

A total of 170,152 occupied housing units were recorded in the province of Bataan in 2015. This translates to a ratio of 102 households for every 100 occupied housing units, with 4.4 persons per occupied housing units. In 2010 there were 102 households per 100 occupied housing units and 4.7 persons per occupied housing units.

#### **1.7.14 Majority of the occupied housing units were single houses.**

In 2015, single houses make up 79.7 percent of the total occupied buildings/houses in the province. About 9.9 percent were duplex type while 10.3 percent were multi-unit residential buildings/houses.

#### **1.7.15 Occupied housing units with outer walls and roof made of strong materials increased**

In 2015, 76.8 percent of the occupied housing units in the province had outer walls made of concrete/brick/stone, higher than the proportion of 71.5 percent recorded in 2010. The proportion of occupied housing units with outer wall made of half concrete/brick/stone and half wood decreased from 13.4 percent in 2010 to 10.5 percent in 2015. Meanwhile, majority (86.7 percent) of the occupied housing units in 2015 had roofs made of galvanized iron/aluminum. This is lower than the proportion of 87.1 percent recorded in 2010. Those with roofs made of cogon/nipa/anahaw decreased from 6.4 percent in 2010 to 4.5 percent in 2015.

#### **1.7.16 Majority of the households lived in lots that they owned or amortized**

In 2015 of the total 173,212 households, 62.4 percent owned or amortized the house and lots that they occupied while 12.9 percent rent house/room including lot.

Moreover, 15.7 percent own the house which they occupied on a rent-free lot with consent of owner while only 1.9 percent occupied the lot without the owner's consent. About 6.1 percent occupied rent-free house and lot with the consent of owner and only 0.2 percent without consent.

## **Technical Notes:**

### **Growth Rate**

The rate at which the population is increasing (or decreasing) in a given period due to natural increase and net migration, expressed as a percentage of the base population.

### **Household**

A social unit consisting of a person or a group of persons who sleep in the same housing unit and have common arrangements in the preparation and consumption of food.

### **Institutional Population**

The population enumerated in institutional living quarters or institutions such as jails/prisons, military camps, convents/seminars, mental hospitals, leprosaria, and the like.

### **Total Population**

The sum of household population and institutional population.

### **Average Household Size**

The average number of persons who live in the household, computed as the household population in a given area divided by the corresponding total number of households in that area.

### **Sex Ratio**

The ratio of males to females in a given population, expressed as the number of males per 100 females.

### **Median Age**

The age at which exactly half of the population are younger than this age and the other half are older than it.

### **Overall Dependency Ratio**

The ratio of persons in the dependent ages (under 15 years and over 64 years) to persons in the working ages (15 to 64 years old).

**Highest grade/year completed**

Refers to the highest grade or year completed in school, college, or university as of August 1, 2015.

**Disability**

Any restriction or lack of ability (resulting from an impairment) to perform and activity in the manner or within the range considered normal for a human being

**Functional Difficulty**

Difficulty an individual may have in executing activities due to health condition (International Classification of Functioning, Disability, and Health of the World Health Organization)

**Overseas Worker**

A household member who is currently out of the country due to overseas employment

# I.DEMOGRAPHIC

**Table 1.0**  
**POPULATION ENUMERATED IN VARIOUS CENSUSES BY CITY/MUNICIPALITY**  
*BATAAN:1995 - 2020*

CITY/MUNICIPALITY	1995 September	2000 May	2007 August	2010 May	2015 August	2020 May
<b>BATAAN</b>	<b>491,459</b>	<b>557,659</b>	<b>662,153</b>	<b>687,482</b>	<b>760,650</b>	<b>853,373</b>
Abucay	29,270	31,801	38,554	37,719	39,880	42,984
Bagac	20,906	22,353	24,202	25,568	26,936	31,365
City of Balanga (Capital)*	60,912	71,088	84,105	87,920	96,061	104,173
Dinalupihan	65,159	76,145	92,289	97,275	106,371	118,209
Hermosa	38,764	46,254	52,484	56,997	65,862	77,443
Limay **	40,092	46,620	54,782	57,207	68,071	78,272
Mariveles	76,626	85,779	102,844	112,707	127,536	149,879
Morong	18,731	21,273	27,119	26,171	29,901	35,394
Orani	48,695	52,501	59,530	61,099	66,909	70,342
Orion	39,537	44,067	49,164	51,454	56,002	60,771
Pilar	28,207	32,368	43,213	39,787	41,823	46,239
Samal	24,560	27,410	33,867	33,578	35,298	38,302

Source: **Philippine Statistics Authority, Various Census Reports**

SEP2021/pop enumerated

\* Converted into a city named City of Balanga under Republic Act (RA) No. 8984 ratified on December 30, 2000.

\*\* Part of Orion in 1903

**Table 1.1a**  
**Total Population and Land Area (Has)**  
**Province, Municipality/City and Barangay**  
*Bataan 2020*

<b>Municipality/City</b>	<b>Name of Barangay</b>	<b>Total Population</b>	<b>Land Area (Has)</b>
<b>BATAAN (237)</b>		<b>853,373</b>	<b>137,296</b>
<b>ABUCAY (9)</b>		<b>42,984</b>	<b>7,970.00</b>
	1 Bangkal	843	1,154.95
	2 Calaylayan (Pob.)	5,627	673.10
	3 Capitangan	7,280	1,346.20
	4 Gabon	5,707	841.40
	5 Laon (Pob.)	2,415	420.60
	6 Mabatang	9,650	1,766.80
	7 Omboy	3,387	336.55
	8 Salian	3,832	1,178.00
	9 Wawa (Pob.)	4,243	252.40
<b>BAGAC (14)</b>		<b>31,365</b>	<b>23,120.00</b>
	1 Bagumbayan (Pob.)	2,135	59.89
	2 Banawang	3,460	5,641.17
	3 Binuangan	752	1,439.18
	4 Binukawan	2,814	1,062.85
	5 Ibaba	1,920	118.55
	6 Ibis	1,884	1,286.48
	7 Pag-asa (Wawa-Sibacan)	3,729	125.02
	8 Parang	3,480	2,225.37
	9 Paysawan	862	1,108.63
	10 Quinawan	710	2,260.13
	11 San Antonio	1,511	669.62
	12 Saysain	3,468	6,781.39
	13 Tabing-Ilog (Pob.)	1,321	62.77
	14 Atilano L. Ricardo	3,319	278.95



Municipality/City	Name of Barangay	Total Population	Land Area (Has)
<b>CITY OF BALANGA (Capital) (25)</b>		<b>104,173</b>	<b>11,163.00</b>
	1 Bagumbayan	2,067	14.43
	2 Cabog-Cabog	2,211	284.90
	3 Munting Batangas (Cadre)	3,320	653.47
	4 Cataning	9,775	950.20
	5 Central	7,083	433.86
	6 Cupang Proper	11,581	1,422.15
	7 Cupang West	2,031	25.87
	8 Dangcol (Bernabe)	1,776	2,445.37
	9 Ibayo	2,277	62.77
	10 Malabia	725	4.65
	11 Poblacion	736	21.84
	12 Pto. Rivas Ibaba	4,287	18.29
	13 Pto. Rivas Itaas	1,822	164.65
	14 San Jose	6,718	92.34
	15 Sibacan	2,766	97.78
	16 Camacho	3,844	111.27
	17 Talisay	2,181	34.77
	18 Tanato	914	1,403.93
	19 Tenejero	9,227	426.05
	20 Tortugas	2,852	32.09
	21 Tuyo	12,057	1,778.65
	22 Bagong Silang	6,388	551.59
	23 Cupang North	2,543	32.80
	24 Doña Francisca	2,322	71.60
	25 Lote	2,670	27.68

Municipality/City	Name of Barangay	Total Population	Land Area (Has)
<b>DINALUPIHAN (46)</b>		<b>118,209</b>	<b>9,252.00</b>
	1 Bangal	5,053	1.60
	2 Bonifacio (Pob.)	366	2.15
	3 Burgos (Pob.)	331	4.12
	4 Colo	3,651	376.36
	5 Daang Bago	3,247	937.90
	6 Dalao	1,830	295.13
	7 Del Pilar (Pob.)	265	1.60
	8 Gen. Luna (Pob.)	528	3.15
	9 Gomez (Pob.)	307	1.88
	10 Happy Valley	1,913	17.70
	11 Kataasan	3,082	140.59
	12 Layac	1,363	40.45
	13 Luacan	5,953	1,027.61
	14 Mabini Proper (Pob.)	321	2.67
	15 Mabini Ext. (Pob.)	726	3.14
	16 Magsaysay	2,103	10.11
	17 Naparing	3,105	156.34
	18 New San Jose	6,646	207.86
	19 Old San Jose	2,485	95.72
	20 Padre Dandan (Pob.)	189	4.20
	21 Pag-asa	2,466	112.04
	22 Pagalanggang	4,214	311.63
	23 Pinulot	4,555	464.94
	24 Pita	4,080	1,771.23
	25 Rizal (Pob.)	211	15.46
	26 Roosevelt	11,011	101.72
	27 Roxas (Pob.)	272	1.89
	28 Saguing	5,192	955.07
	29 San Benito	2,953	334.97
	30 San Isidro (Pob.)	899	2.39
	31 San Pablo (Bulate)	7,735	34.07
	32 San Ramon	3,784	95.46
	33 San Simon	1,890	104.24
	34 Santo Niño	3,478	59.30
	35 Sapang Balas	1,543	206.35
	36 Santa Isabel (Tabacan)	2,699	82.99
	37 Torres Bugallon (Pob.)	858	1.54
	38 Tucop	4,580	8.31
	39 Zamora (Pob.)	372	2.11
	40 Aquino	114	0.20
	41 Bayan-bayanan	953	11.43
	42 Maligaya	1,953	402.11
	43 Payangan	888	137.31
	44 Pentor	3,283	207.86

Municipality/City	Name of Barangay	Total Population	Land Area (Has)
	45 Tubo-tubo	856	479.22
	46 Jose C. Payumo, Jr.	3,906	17.88
<b>HERMOSA (23)</b>		<b>77,443</b>	<b>15,699.99</b>
	1 A. Rivera (Pob.)	1,705	9.17
	2 Almacen	2,176	3,047.34
	3 Bacong	3,117	348.02
	4 Balsik	7,840	678.65
	5 Bamban	2,613	462.14
	6 Burgos-Soliman (Pob.)	437	4.48
	7 Cataning (Pob.)	3,000	303.82
	8 Culis	10,322	253.11
	9 Daungan (Pob.)	943	44.69
	10 Mabiga	3,287	3,551.51
	11 Mabuco	5,496	382.25
	12 Maite	2,025	308.12
	13 Mambog-Mandama	3,699	358.71
	14 Palihan	6,556	505.69
	15 Pandatung	2,421	452.96
	16 Pulo	631	212.09
	17 Saba	2,151	714.60
	18 San Pedro (Pob.)	2,324	47.17
	19 Santo Cristo (Pob.)	896	15.00
	20 Sumalo	2,640	1,609.94
	21 Tipo	6,874	1,872.17
	22 Judge Roman Cruz Sr. (Mandama)	4,544	172.53
	23 Sacrifice Valley	1,746	345.83

<b>Municipality/City</b>	<b>Name of Barangay</b>	<b>Total Population</b>	<b>Land Area (Has)</b>
<b>LIMAY (12)</b>		<b>78,272</b>	<b>10,361.62</b>
	1 Alangan	6,869	3,281.00
	2 Kitang I	2,089	48.00
	3 Kitang II and Luz	6,141	161.00
	4 Lamao	19,946	2,611.00
	5 Landing	3,191	11.00
	6 Poblacion	653	6.00
	7 Reformista	5,169	2,152.00
	8 Townsite	5,623	81.00
	9 Wawa	544	3.00
	10 Duale	8,905	1,429.00
	11 San Francisco de Asis	6,290	417.26
	12 St. Francis II	12,852	161.37
<b>MARIVELES (18)</b>		<b>149,879</b>	<b>15,264.32</b>
	1 Alas-asin	18,868	2,369.63
	2 Alion	3,389	651.78
	3 Batangas II	5,811	558.12
	4 Cabcaben	7,665	1,629.00
	5 Lucanin	7,189	300.00
	6 Baseco Country (Nassco)	4,781	263.75
	7 Poblacion	8,458	31.43
	8 San Carlos	1,481	2.19
	9 San Isidro	6,515	25.34
	10 Sisiman	7,267	67.48
	11 Balon-Anito	15,820	888.17
	12 Biaan	2,663	6,004.00
	13 Camaya	18,803	412.37
	14 Ipag	11,503	6.62
	15 Malaya	4,939	500.00
	16 Maligaya	4,442	692.00
	17 Mt. View	13,082	482.01
	18 Townsite	7,203	380.43

<b>Municipality/City</b>	<b>Name of Barangay</b>	<b>Total Population</b>	<b>Land Area (Has)</b>
<b>MORONG (5)</b>		<b>35,394</b>	<b>21,910.00</b>
	1 Binaritan	7,122	944.00
	2 Mabayo	6,156	974.00
	3 Nagbalayong	6,756	9,901.00
	4 Poblacion	7,329	424.00
	5 Sabang	8,031	1,495.00
	SBMA		8,172.00
<b>ORANI (29)</b>		<b>70,342</b>	<b>6,542.31</b>
	1 Bagong Paraiso (Pob.)	3,119	85.03
	2 Balut (Pob.)	1,263	203.39
	3 Bayan (Pob.)	6,378	298.03
	4 Calero (Pob.)	1,402	8.11
	5 Paking-Carbonero (Pob.)	927	1.31
	6 Centro II (Pob.)	434	1.55
	7 Doña	1,788	496.43
	8 Kaparangan	2,975	112.42
	9 Masantol	530	2.55
	10 Mulawin	4,746	443.13
	11 Pag-asa	2,802	1,364.87
	12 Palihan (Pob.)	2,521	3.42
	13 Pantalan Bago (Pob.)	2,269	35.62
	14 Pantalan Luma (Pob.)	5,612	62.98
	15 Parang Parang (Pob.)	1,305	53.03
	16 Centro I (Pob.)	491	2.87
	17 Sibul	1,366	701.79
	18 Silahis	583	1.90
	19 Tala	1,632	1,493.84
	20 Talimundoc	2,511	378.25
	21 Tapulao	4,928	385.16
	22 Tenejero (Pob.)	1,672	11.30
	23 Tugatog	8,138	160.93
	24 Wawa (Pob.)	698	1.07
	25 Apollo	1,865	36.29
	26 Kabalutan	3,019	38.35
	27 Maria Fe	2,192	62.89
	28 Puksuan	625	61.81
	29 Tagumpay	2,551	34.01

<b>Municipality/City</b>	<b>Name of Barangay</b>	<b>Total Population</b>	<b>Land Area (Has)</b>
<b>ORION (23)</b>		<b>60,771</b>	<b>6,541.00</b>
	1 Arellano (Pob.)	516	5.40
	2 Bagumbayan (Pob.)	1,146	4.14
	3 Balagtas (Pob.)	1,995	25.24
	4 Balut (Pob.)	1,399	11.67
	5 Bantan	1,387	117.63
	6 Bilolo	7,829	133.30
	7 Calungusan	1,807	123.29
	8 Camachile	1,707	88.90
	9 Daang Bago (Pob.)	1,064	16.25
	10 Daang Bilolo (Pob.)	3,069	47.08
	11 Daang Pare	8,056	1,258.19
	12 General Lim (Kaput)	5,343	2,384.07
	13 Kapunitan	4,137	7.20
	14 Lati (Pob.)	1,289	8.61
	15 Lusungan (Pob.)	1,456	2.38
	16 Puting Buhangin	3,053	358.53
	17 Sabatan	3,763	331.20
	18 San Vicente (Pob.)	1,332	79.00
	19 Santo Domingo	4,394	543.65
	20 Villa Angeles (Pob.)	1,271	10.36
	21 Wakas (Pob.)	977	14.19
	22 Wawa (Pob.)	1,807	6.49
	23 Santa Elena	1,974	964.23

Municipality/City	Name of Barangay	Total Population	Land Area (Has)
<b>PILAR (19)</b>		<b>46,239</b>	<b>4,520.14</b>
	1 Ala-uli	5,414	397.22
	2 Bagumbayan	1,466	33.63
	3 Balut I	1,315	69.74
	4 Balut II	1,302	109.72
	5 Bantan Munti	484	179.54
	6 Burgos	1,188	12.57
	7 Del Rosario (Pob.)	2,647	30.80
	8 Diwa	2,816	1,184.58
	9 Landing	1,316	64.28
	10 Liyang	2,728	1,049.71
	11 Nagwaling	3,571	322.74
	12 Panilao	5,857	169.42
	13 Pantingan	1,482	280.59
	14 Poblacion	1,311	35.30
	15 Rizal (Pob.)	1,114	236.53
	16 Santa Rosa	7,179	66.95
	17 Wakas North	1,299	122.17
	18 Wakas South	1,461	32.26
	19 Wawa	2,289	122.39
<b>SAMAL (14)</b>		<b>38,302</b>	<b>5,630.999</b>
	1 East Calaguiman (Pob.)	2,789	99.202
	2 East Daang Bago (Pob.)	1,314	3.301
	3 Ibaba (Pob.)	3,230	246.887
	4 Imelda	3,058	773.687
	5 Lalawigan	4,787	341.042
	6 Palili	2,284	2,320.129
	7 San Juan (Pob.)	4,456	524.868
	8 San Roque (Pob.)	936	67.413
	9 Santa Lucia	2,555	103.271
	10 Sapa	4,638	262.442
	11 Tabing Ilog	2,289	61.134
	12 Gugo	3,639	675.859
	13 West Calaguiman (Pob.)	1,534	74.415
	14 West Daang Bago (Pob.)	793	2.719
	<i>BPPMI</i>		74.63

Source: **Philippine Statistics Authority**

SEP2021/pop and land area\_brgy

**Table 1.1b**  
**Total Population and Land Area (Has)**  
**Province, Municipality/City and Barangay**  
*Bataan 2015*

<b>Municipality/City</b>	<b>Name of Barangay</b>	<b>Total Population</b>	<b>Land Area (Has)</b>
<b>BATAAN (237)</b>		<b>760,650</b>	<b>137,296</b>
<b>ABUCAY (9)</b>		<b>39,880</b>	<b>7,970.00</b>
	1 Bangkal	695	1,154.95
	2 Calaylayan (Pob.)	4,833	673.10
	3 Capitangan	6,742	1,346.20
	4 Gabon	5,405	841.40
	5 Laon (Pob.)	2,303	420.60
	6 Mabatang	9,165	1,766.80
	7 Omboy	3,149	336.55
	8 Salian	3,199	1,178.00
	9 Wawa (Pob.)	4,389	252.40
<b>BAGAC (14)</b>		<b>26,936</b>	<b>23,120.00</b>
	1 Bagumbayan (Pob.)	1,978	59.89
	2 Banawang	2,784	5,641.17
	3 Binuangan	613	1,439.18
	4 Binukawan	2,356	1,062.85
	5 Ibaba	1,689	118.55
	6 Ibis	1,660	1,286.48
	7 Pag-asa (Wawa-Sibacan)	3,271	125.02
	8 Parang	3,248	2,225.37
	9 Paysawan	731	1,108.63
	10 Quinawan	574	2,260.13
	11 San Antonio	1,445	669.62
	12 Saysain	2,859	6,781.39
	13 Tabing-Ilog (Pob.)	1,281	62.77
	14 Atilano L. Ricardo	2,447	278.95



<b>Municipality/City</b>	<b>Name of Barangay</b>	<b>Total Population</b>	<b>Land Area (Has)</b>
<b><i>CITY OF BALANGA (Capital) (25)</i></b>		<b>96,061</b>	<b>11,163.00</b>
	1 Bagumbayan	2,074	14.43
	2 Cabog-Cabog	2,046	284.90
	3 Munting Batangas (Cadre)	2,755	653.47
	4 Cataning	8,137	950.20
	5 Central	5,472	433.86
	6 Cupang Proper	9,583	1,422.15
	7 Cupang West	1,811	25.87
	8 Dangcol (Bernabe)	1,784	2,445.37
	9 Ibayo	2,570	62.77
	10 Malabia	723	4.65
	11 Poblacion	799	21.84
	12 Pto. Rivas Ibaba	4,315	18.29
	13 Pto. Rivas Itaas	1,816	164.65
	14 San Jose	6,274	92.34
	15 Sibacan	2,256	97.78
	16 Camacho	4,170	111.27
	17 Talisay	1,907	34.77
	18 Tanato	818	1,403.93
	19 Tenejero	10,964	426.05
	20 Tortugas	2,971	32.09
	21 Tuyoy	10,106	1,778.65
	22 Bagong Silang	5,472	551.59
	23 Cupang North	2,536	32.80
	24 Doña Francisca	2,219	71.60
	25 Lote	2,483	27.68

Municipality/City	Name of Barangay	Total Population	Land Area (Has)
<b>DINALUPIHAN (46)</b>		<b>106,371</b>	<b>9,252.00</b>
	1 Bangal	4,774	1.60
	2 Bonifacio (Pob.)	488	2.15
	3 Burgos (Pob.)	411	4.12
	4 Colo	3,135	376.36
	5 Daang Bago	2,822	937.90
	6 Dalao	1,573	295.13
	7 Del Pilar (Pob.)	291	1.60
	8 Gen. Luna (Pob.)	608	3.15
	9 Gomez (Pob.)	292	1.88
	10 Happy Valley	1,744	17.70
	11 Kataasan	2,990	140.59
	12 Layac	1,416	40.45
	13 Luacan	6,184	1,027.61
	14 Mabini Proper (Pob.)	324	2.67
	15 Mabini Ext. (Pob.)	703	3.14
	16 Magsaysay	1,737	10.11
	17 Naparing	2,705	156.34
	18 New San Jose	6,012	207.86
	19 Old San Jose	2,421	95.72
	20 Padre Dandan (Pob.)	159	4.20
	21 Pag-asa	1,981	112.04
	22 Pagalanggang	3,931	311.63
	23 Pinulot	4,159	464.94
	24 Pita	3,578	1,771.23
	25 Rizal (Pob.)	249	15.46
	26 Roosevelt	9,032	101.72
	27 Roxas (Pob.)	293	1.89
	28 Saguing	4,455	955.07
	29 San Benito	2,739	334.97
	30 San Isidro (Pob.)	983	2.39
	31 San Pablo (Bulate)	5,942	34.07
	32 San Ramon	3,904	95.46
	33 San Simon	1,800	104.24
	34 Santo Niño	3,190	59.30
	35 Sapang Balas	1,271	206.35
	36 Santa Isabel (Tabacan)	2,412	82.99
	37 Torres Bugallon (Pob.)	915	1.54
	38 Tucop	4,284	8.31
	39 Zamora (Pob.)	356	2.11
	40 Aquino	95	0.20
	41 Bayan-bayanan	728	11.43
	42 Maligaya	1,565	402.11
	43 Payangan	770	137.31
	44 Pentor	3,041	207.86
	45 Tubo-tubo	549	479.22
	46 Jose C. Payumo, Jr.	3,360	17.88

<b>Municipality/City</b>	<b>Name of Barangay</b>	<b>Total Population</b>	<b>Land Area (Has)</b>
<b>HERMOSA (23)</b>		<b>65,862</b>	<b>15,699.99</b>
	1 A. Rivera (Pob.)	1,675	9.17
	2 Almacen	2,175	3,047.34
	3 Bacong	2,828	348.02
	4 Balsik	6,594	678.65
	5 Bamban	2,379	462.14
	6 Burgos-Soliman (Pob.)	556	4.48
	7 Cataning (Pob.)	3,018	303.82
	8 Culis	8,610	253.11
	9 Daungan (Pob.)	962	44.69
	10 Mabiga	2,902	3,551.51
	11 Mabuco	3,238	382.25
	12 Maite	1,706	308.12
	13 Mambog-Mandama	2,922	358.71
	14 Palihan	6,129	505.69
	15 Pandatung	2,048	452.96
	16 Pulo	579	212.09
	17 Saba	1,875	714.60
	18 San Pedro (Pob.)	2,318	47.17
	19 Santo Cristo (Pob.)	896	15.00
	20 Sumalo	1,923	1,609.94
	21 Tipo	5,465	1,872.17
	22 Judge Roman Cruz Sr. (Mandama)	3,816	172.53
	23 Sacrifice Valley	1,248	345.83

<b>Municipality/City</b>	<b>Name of Barangay</b>	<b>Total Population</b>	<b>Land Area (Has)</b>
<b>LIMAY (12)</b>		<b>68,071</b>	<b>10,361.62</b>
	1 Alangan	5,803	3,281.00
	2 Kitang I	1,930	48.00
	3 Kitang II and Luz	4,777	161.00
	4 Lamao	19,329	2,611.00
	5 Landing	3,209	11.00
	6 Poblacion	701	6.00
	7 Reformista	4,711	2,152.00
	8 Townsite	5,178	81.00
	9 Wawa	560	3.00
	10 Duale	7,358	1,429.00
	11 San Francisco de Asis	5,900	417.26
	12 St. Francis II	8,615	161.37
<b>MARIVELES (18)</b>		<b>127,536</b>	<b>15,264.32</b>
	1 Alas-asin	15,047	2,369.63
	2 Alion	3,264	651.78
	3 Batangas II	5,951	558.12
	4 Cabcaban	6,427	1,629.00
	5 Lucanin	5,169	300.00
	6 Baseco Country (Nassco)	4,581	263.75
	7 Poblacion	7,938	31.43
	8 San Carlos	1,517	2.19
	9 San Isidro	5,761	25.34
	10 Sisiman	6,221	67.48
	11 Balon-Anito	12,286	888.17
	12 Biaan	1,837	6,004.00
	13 Camaya	14,869	412.37
	14 Ipag	10,010	6.62
	15 Malaya	4,910	500.00
	16 Maligaya	4,407	692.00
	17 Mt. View	10,461	482.01
	18 Townsite	6,880	380.43

<b>Municipality/City</b>	<b>Name of Barangay</b>	<b>Total Population</b>	<b>Land Area (Has)</b>
<b>MORONG (5)</b>		<b>29,901</b>	<b>21,910.00</b>
	1 Binaritan	5,966	944.00
	2 Mabayo	4,771	974.00
	3 Nagbalayong	6,207	9,901.00
	4 Poblacion	5,511	424.00
	5 Sabang	7,446	1,495.00
	SBMA		8,172.00
<b>ORANI (29)</b>		<b>66,909</b>	<b>6,542.31</b>
	1 Bagong Paraiso (Pob.)	2,835	85.03
	2 Balut (Pob.)	1,355	203.39
	3 Bayan (Pob.)	6,018	298.03
	4 Calero (Pob.)	1,438	8.11
	5 Paking-Carbonero (Pob.)	1,164	1.31
	6 Centro II (Pob.)	431	1.55
	7 Doña	1,249	496.43
	8 Kaparangan	3,021	112.42
	9 Masantol	690	2.55
	10 Mulawin	4,380	443.13
	11 Pag-asa	2,486	1,364.87
	12 Palihan (Pob.)	2,581	3.42
	13 Pantalan Bago (Pob.)	2,250	35.62
	14 Pantalan Luma (Pob.)	5,563	62.98
	15 Parang Parang (Pob.)	1,407	53.03
	16 Centro I (Pob.)	501	2.87
	17 Sibul	1,283	701.79
	18 Silahis	510	1.90
	19 Tala	1,467	1,493.84
	20 Talimundoc	2,493	378.25
	21 Tapulao	5,023	385.16
	22 Tenejero (Pob.)	1,968	11.30
	23 Tugatog	6,856	160.93
	24 Wawa (Pob.)	729	1.07
	25 Apollo	1,955	36.29
	26 Kabalutan	2,462	38.35
	27 Maria Fe	2,146	62.89
	28 Puksuan	645	61.81
	29 Tagumpay	2,003	34.01

<b>Municipality/City</b>	<b>Name of Barangay</b>	<b>Total Population</b>	<b>Land Area (Has)</b>
<b>ORION (23)</b>		<b>56,002</b>	<b>6,541.00</b>
	1 Arellano (Pob.)	644	5.40
	2 Bagumbayan (Pob.)	1,309	4.14
	3 Balagtas (Pob.)	1,963	25.24
	4 Balut (Pob.)	1,391	11.67
	5 Bantan	1,403	117.63
	6 Bilolo	6,803	133.30
	7 Calungusan	1,610	123.29
	8 Camachile	1,587	88.90
	9 Daang Bago (Pob.)	969	16.25
	10 Daang Bilolo (Pob.)	2,745	47.08
	11 Daang Pare	6,297	1,258.19
	12 General Lim (Kaput)	3,956	2,384.07
	13 Kapunitan	5,237	7.20
	14 Lati (Pob.)	1,113	8.61
	15 Lusungan (Pob.)	1,647	2.38
	16 Puting Buhangin	2,696	358.53
	17 Sabatan	3,651	331.20
	18 San Vicente (Pob.)	1,391	79.00
	19 Santo Domingo	4,107	543.65
	20 Villa Angeles (Pob.)	1,161	10.36
	21 Wakas (Pob.)	768	14.19
	22 Wawa (Pob.)	1,818	6.49
	23 Santa Elena	1,736	964.23

Municipality/City	Name of Barangay	Total Population	Land Area (Has)
<b>PILAR (19)</b>		<b>41,823</b>	<b>4,520.14</b>
	1 Ala-uli	4,458	397.22
	2 Bagumbayan	1,427	33.63
	3 Balut I	1,151	69.74
	4 Balut II	1,260	109.72
	5 Bantan Munti	467	179.54
	6 Burgos	1,227	12.57
	7 Del Rosario (Pob.)	1,847	30.80
	8 Diwa	2,491	1,184.58
	9 Landing	1,311	64.28
	10 Liyang	2,345	1,049.71
	11 Nagwaling	3,006	322.74
	12 Panilao	5,488	169.42
	13 Pantingan	1,442	280.59
	14 Poblacion	1,399	35.30
	15 Rizal (Pob.)	847	236.53
	16 Santa Rosa	6,942	66.95
	17 Wakas North	1,109	122.17
	18 Wakas South	1,616	32.26
	19 Wawa	1,990	122.39
<b>SAMAL (14)</b>		<b>35,298</b>	<b>5,630.999</b>
	1 East Calaguiman (Pob.)	2,573	99.202
	2 East Daang Bago (Pob.)	1,169	3.301
	3 Ibaba (Pob.)	3,210	246.887
	4 Imelda	2,665	773.687
	5 Lalawigan	3,926	341.042
	6 Palili	2,092	2,320.129
	7 San Juan (Pob.)	4,230	524.868
	8 San Roque (Pob.)	1,159	67.413
	9 Santa Lucia	2,480	103.271
	10 Sapa	3,682	262.442
	11 Tabing Ilog	2,184	61.134
	12 Gugo	3,756	675.859
	13 West Calaguiman (Pob.)	1,419	74.415
	14 West Daang Bago (Pob.)	753	2.719
	<i>BPPMI</i>		74.63

Source: *Philippine Statistics Authority*

SEP2021/pop and land area\_brgy

**Table 1.2**  
**TOTAL POPULATION BY SINGLE-YEAR AGE AND SEX**  
*Bataan 2015*

Single-Year Age	Both Sexes	Male	Female
<b>BATAAN</b>			
<b>All ages</b>	<b>760,650</b>	<b>384,613</b>	<b>376,037</b>
Under 1	15,579	8,076	7,503
1	15,050	7,904	7,146
2	15,658	8,140	7,518
3	15,849	8,157	7,692
4	15,304	7,865	7,439
5	15,329	7,934	7,395
6	15,348	8,012	7,336
7	16,085	8,243	7,842
8	15,133	7,921	7,212
9	14,558	7,567	6,991
10	15,218	7,924	7,294
11	14,363	7,357	7,006
12	14,653	7,558	7,095
13	14,391	7,503	6,888
14	15,049	7,817	7,232
15	15,947	8,351	7,596
16	14,139	7,458	6,681
17	15,250	7,972	7,278
18	15,344	8,101	7,243
19	14,741	7,495	7,246
20	14,877	7,567	7,310
21	14,059	7,378	6,681
22	14,096	7,211	6,885
23	13,638	6,899	6,739
24	14,069	7,206	6,863
25	14,143	7,180	6,963
26	12,173	6,150	6,023
27	12,929	6,575	6,354
28	12,787	6,509	6,278
29	12,017	6,077	5,940
30	11,990	6,065	5,925
31	11,288	5,761	5,527
32	11,739	5,886	5,853
33	11,297	5,761	5,536
34	11,711	5,911	5,800
35	12,154	6,206	5,948
36	10,952	5,490	5,462
37	10,463	5,338	5,125
38	10,540	5,354	5,186
39	9,966	5,014	4,952
40	9,749	4,888	4,861



Single-Year Age	Both Sexes	Male	Female
41	8,394	4,294	4,100
42	9,266	4,638	4,628
43	8,988	4,518	4,470
44	8,674	4,398	4,276
45	9,795	4,928	4,867
46	8,396	4,140	4,256
47	8,285	4,185	4,100
48	7,612	3,791	3,821
49	7,849	3,904	3,945
50	8,241	4,064	4,177
51	7,016	3,496	3,520
52	7,383	3,682	3,701
53	6,643	3,310	3,333
54	6,458	3,147	3,311
55	6,944	3,336	3,608
56	6,112	2,953	3,159
57	5,839	2,890	2,949
58	5,714	2,744	2,970
59	5,645	2,791	2,854
60	5,719	2,774	2,945
61	4,841	2,303	2,538
62	4,817	2,288	2,529
63	4,114	1,904	2,210
64	3,782	1,784	1,998
65	4,087	1,944	2,143
66	3,139	1,496	1,643
67	2,965	1,364	1,601
68	2,936	1,339	1,597
69	2,612	1,180	1,432
70	2,008	875	1,133
71	1,694	752	942
72	1,341	581	760
73	1,414	584	830
74	1,229	517	712
75	1,426	556	870
76	1,097	453	644
77	1,071	441	630
78	1,081	419	662
79	955	322	633
80 years and over	5,443	1,747	3,696

Source: **Philippine Statistics Authority, 2015 Census of Population**

SEP2021/pop\_single yr age&sex

**Table 1.3**  
**HOUSEHOLD POPULATION BY SINGLE-YEAR AGE AND SEX**  
*Bataan 2015*

Single-Year Age	Both Sexes	Male	Female
<b>BATAAN</b>			
<b>All ages</b>	<b>755,296</b>	<b>380,175</b>	<b>375,121</b>
Under 1	15,572	8,070	7,502
1	15,046	7,902	7,144
2	15,653	8,137	7,516
3	15,844	8,156	7,688
4	15,300	7,863	7,437
5	15,317	7,929	7,388
6	15,342	8,008	7,334
7	16,075	8,238	7,837
8	15,121	7,915	7,206
9	14,555	7,567	6,988
10	15,202	7,917	7,285
11	14,347	7,351	6,996
12	14,625	7,538	7,087
13	14,383	7,497	6,886
14	15,030	7,809	7,221
15	15,928	8,339	7,589
16	13,985	7,335	6,650
17	14,985	7,747	7,238
18	14,983	7,776	7,207
19	14,434	7,209	7,225
20	14,658	7,365	7,293
21	13,801	7,145	6,656
22	13,920	7,058	6,862
23	13,491	6,776	6,715
24	13,938	7,102	6,836
25	13,993	7,051	6,942
26	12,042	6,044	5,998
27	12,808	6,480	6,328
28	12,629	6,368	6,261
29	11,874	5,950	5,924
30	11,827	5,932	5,895
31	11,146	5,639	5,507
32	11,626	5,790	5,836
33	11,158	5,639	5,519
34	11,608	5,820	5,788
35	12,023	6,098	5,925
36	10,836	5,391	5,445
37	10,365	5,256	5,109
38	10,417	5,249	5,168

Single-Year Age	Both Sexes	Male	Female
39	9,868	4,932	4,936
40	9,643	4,804	4,839
41	8,320	4,236	4,084
42	9,168	4,558	4,610
43	8,917	4,457	4,460
44	8,604	4,345	4,259
45	9,718	4,869	4,849
46	8,361	4,114	4,247
47	8,220	4,137	4,083
48	7,546	3,745	3,801
49	7,808	3,865	3,943
50	8,179	4,018	4,161
51	6,950	3,449	3,501
52	7,356	3,660	3,696
53	6,594	3,271	3,323
54	6,428	3,123	3,305
55	6,905	3,312	3,593
56	6,085	2,933	3,152
57	5,805	2,867	2,938
58	5,685	2,723	2,962
59	5,624	2,775	2,849
60	5,700	2,759	2,941
61	4,825	2,289	2,536
62	4,809	2,283	2,526
63	4,103	1,897	2,206
64	3,774	1,778	1,996
65	4,079	1,939	2,140
66	3,122	1,481	1,641
67	2,961	1,360	1,601
68	2,928	1,334	1,594
69	2,607	1,177	1,430
70	2,002	872	1,130
71	1,691	749	942
72	1,339	579	760
73	1,412	583	829
74	1,225	514	711
75	1,422	554	868
76	1,096	453	643
77	1,069	441	628
78	1,080	419	661
79	954	322	632
80 years and over	5,427	1,743	3,684

Source: **Philippine Statistics Authority, 2015 Census of Population**

SEP2021/hhpop\_single\_yr\_age&sex

**Table 1.4**  
**TOTAL POPULATION PROJECTIONS BY SINGLE YEAR**  
**BY CITY/MUNICIPALITY**  
*Bataan 2021-2025 (Census 2020)*

City/Municipality Province	Population May 2000	Population Aug. 2007	Population May 2010	Population August 2015	Population May 2020	Growth Rate				Population Projection (2021-2025)				
						2000-2007	2007-2010	2010-2015	2015-2020	2021	2022	2023	2024	2025
Abucay	31,801	38,554	37,719	39,880	42,984	2.69	1.72	1.064	1.591	43,668	44,363	45,068	45,785	46,514
Bagac	22,353	24,202	25,568	26,936	31,365	1.10	1.35	0.995	3.258	32,387	33,442	34,531	35,656	36,818
Balanga City	71,088	84,105	87,920	96,061	104,173	2.34	2.15	1.679	1.722	105,967	107,791	109,647	111,535	113,456
Dinalupihan	76,145	92,289	97,275	106,371	118,209	2.68	2.48	1.713	2.247	120,865	123,581	126,358	129,197	132,100
Hermosa	46,254	52,484	56,997	65,862	77,443	1.75	2.11	2.785	3.470	80,130	82,911	85,788	88,764	91,845
Limay	46,620	54,782	57,207	68,071	78,272	2.25	2.07	3.359	2.984	80,608	83,013	85,491	88,042	90,669
Mariveles	85,779	102,844	112,707	127,536	149,879	2.53	2.77	2.376	3.458	155,062	160,424	165,971	171,710	177,648
Morong	21,273	27,119	26,171	29,901	35,394	3.40	2.09	2.564	3.615	36,674	38,000	39,373	40,797	42,272
Orani	52,501	59,530	61,099	66,909	70,342	1.75	1.53	1.741	1.059	71,087	71,840	72,601	73,370	74,147
Orion	44,067	49,164	51,454	56,002	60,771	1.52	1.56	1.622	1.736	61,826	62,899	63,991	65,102	66,232
Pilar	32,368	43,213	39,787	41,823	46,239	4.06	2.09	0.953	2.136	47,227	48,236	49,266	50,319	51,394
Samal	27,410	33,867	33,578	35,298	38,302	2.96	2.05	0.954	1.735	38,966	39,643	40,330	41,030	41,742
<b>BATAAN (TOTAL)</b>	<b>557,659</b>	<b>662,153</b>	<b>687,482</b>	<b>760,650</b>	<b>853,373</b>					<b>874,466</b>	<b>896,142</b>	<b>918,416</b>	<b>941,308</b>	<b>964,836</b>
<b>BATAAN (PROJECTED)</b>	<b>557,659</b>	<b>662,153</b>	<b>687,482</b>	<b>760,650</b>	<b>853,373</b>	<b>2.39</b>	<b>2.11</b>	<b>1.94</b>	<b>2.45</b>	<b>874,281</b>	<b>895,701</b>	<b>917,645</b>	<b>940,127</b>	<b>963,161</b>

*SEP2021/total pop. proj*

**Table 1.5**  
**Total Population, Growth Rate, Number of Household, Land Area (sq.km)**  
**and Population Density by City/Municipality**

*Bataan 2020*

<i>City/Municipality</i>	<i>Total Population</i>	<i>Growth Rate</i>	<i>Number of Households</i>	<i>Land Area (sq.km)</i>	<i>Population Density</i>
ABUCAY	42,984	1.591	10,522	79.72	539
BAGAC	31,365	3.258	7,583	231.20	136
CITY OF BALANGA	104,173	1.722	24,919	111.63	933
DINALUPIHAN	118,209	2.247	28,513	92.52	1278
HERMOSA	77,443	3.47	18,494	157.00	493
LIMAY	78,272	2.984	19,571	103.60	756
MARIVELES	149,879	3.458	39,410	153.90	974
MORONG	35,394	3.615	8,278	219.20	161
ORANI	70,342	1.059	17,524	64.90	1084
ORION	60,771	1.736	14,291	65.41	929
PILAR	46,239	2.136	10,651	37.60	1230
SAMAL	38,302	1.735	9,185	56.30	680
<b>BATAAN</b>	<b>853,373</b>		<b>208,941</b>	<b>1,373</b>	<b>622</b>

Source: *Philippine Statistics Authority and PPDO*

SEP2021/PGR\_PopDens

**Table 1.6**  
**HOUSEHOLD POPULATION, NUMBER OF HOUSEHOLDS AND AVERAGE HOUSEHOLD SIZE**  
*BATAAN: 2000, 2010, 2015 and 2020*

<b>Censal Year</b>	<b>Household Population</b>	<b>Number of Households</b>	<b>Average Household Size</b>
2020	849,575	208,941	4.1
2015	755,296	173,212	4.4
2010	685,167	150,090	4.6
2000	556,489	113,674	4.9

Source: **Philippine Statistic Authority, Bataan**

*SEP 2021/hhpop\_hh & ave. hhsiz*

**Table 1.7**  
**TOTAL POPULATION AND NUMBER OF HOUSEHOLDS**  
**BY CITY/MUNICIPALITY**

*Bataan 2020*

<b>City/Municipality</b>	<b>Total Population</b>	<b>Number of Households</b>
<b>B A T A A N</b>	<b>853,373</b>	<b>208,941</b>
ABUCAY	42,984	10,522
BAGAC	31,365	7,583
CITY OF BALANGA	104,173	24,919
DINALUPIHAN	118,209	28,513
HERMOSA	77,443	18,494
LIMAY	78,272	19,571
MARIVELES	149,879	39,410
MORONG	35,394	8,278
ORANI	70,342	17,524
ORION	60,771	14,291
PILAR	46,239	10,651
SAMAL	38,302	9,185

Source: **PSA, 2020 Census of Population**

SEP2021/pop\_hhpop\_bymun.

**Table 1.8**  
**Total Population by Age Group and Sex by City/Municipality**  
*Bataan 2015*

<b>Age Group and City/Municipality</b>	<b>Both Sexes</b>	<b>Male</b>	<b>Female</b>
<b>BATAAN</b>			
<b>All Ages</b>	<b>760,650</b>	<b>384,613</b>	<b>376,037</b>
Under 1	15,579	8,076	7,503
1 - 4	61,861	32,066	29,795
5 - 9	76,453	39,677	36,776
10 - 14	73,674	38,159	35,515
15 - 19	75,421	39,377	36,044
20 - 24	70,739	36,261	34,478
25 - 29	64,049	32,491	31,558
30 - 34	58,025	29,384	28,641
35 - 39	54,075	27,402	26,673
40 - 44	45,071	22,736	22,335
45 - 49	41,937	20,948	20,989
50 - 54	35,741	17,699	18,042
55 - 59	30,254	14,714	15,540
60 - 64	23,273	11,053	12,220
65 - 69	15,739	7,323	8,416
70 - 74	7,686	3,309	4,377
75 - 79	5,630	2,191	3,439
80 years and over	5,443	1,747	3,696
0 - 4	77,440	40,142	37,298
0 - 14	227,567	117,978	109,589
15 - 64	498,585	252,065	246,520
18 years and over	487,747	242,854	244,893
60 years and over	57,771	25,623	32,148
65 years and over	34,498	14,570	19,928



<b>Age Group and City/Municipality</b>	<b>Both Sexes</b>	<b>Male</b>	<b>Female</b>
<b>ABUCAY</b>			
<b>All Ages</b>	<b>39,880</b>	<b>20,101</b>	<b>19,779</b>
Under 1	773	409	364
1 - 4	3,164	1,622	1,542
5 - 9	3,885	1,984	1,901
10 - 14	3,631	1,894	1,737
15 - 19	3,573	1,848	1,725
20 - 24	3,553	1,784	1,769
25 - 29	3,200	1,622	1,578
30 - 34	2,961	1,503	1,458
35 - 39	2,986	1,526	1,460
40 - 44	2,544	1,289	1,255
45 - 49	2,307	1,141	1,166
50 - 54	1,923	968	955
55 - 59	1,691	840	851
60 - 64	1,440	693	747
65 - 69	1,062	496	566
70 - 74	468	224	244
75 - 79	328	126	202
80 years and over	391	132	259
0 - 4	3,937	2,031	1,906
0 - 14	11,453	5,909	5,544
15 - 64	26,178	13,214	12,964
18 years and over	26,225	13,032	13,193
60 years and over	3,689	1,671	2,018
65 years and over	2,249	978	1,271
<b>BAGAC</b>			
<b>All Ages</b>	<b>26,936</b>	<b>13,660</b>	<b>13,276</b>
Under 1	522	267	255
1 - 4	2,367	1,194	1,173
5 - 9	2,865	1,488	1,377
10 - 14	2,481	1,333	1,148
15 - 19	2,609	1,365	1,244
20 - 24	2,360	1,205	1,155
25 - 29	2,147	1,068	1,079
30 - 34	2,096	1,085	1,011
35 - 39	1,886	956	930
40 - 44	1,518	769	749
45 - 49	1,442	720	722
50 - 54	1,256	623	633
55 - 59	1,154	571	583
60 - 64	921	456	465
65 - 69	594	279	315
70 - 74	258	121	137
75 - 79	210	79	131
80 years and over	250	81	169
0 - 4	2,889	1,461	1,428
0 - 14	8,235	4,282	3,953
15 - 64	17,389	8,818	8,571
18 years and over	17,088	8,546	8,542
60 years and over	2,233	1,016	1,217
65 years and over	1,312	560	752

<b>Age Group and City/Municipality</b>	<b>Both Sexes</b>	<b>Male</b>	<b>Female</b>
<b><i>CITY OF BALANGA (Capital)</i></b>			
<b><i>All Ages</i></b>	<b>96,061</b>	<b>48,415</b>	<b>47,646</b>
Under 1	1,913	965	948
1 - 4	7,488	3,855	3,633
5 - 9	9,092	4,666	4,426
10 - 14	8,994	4,596	4,398
15 - 19	9,526	4,875	4,651
20 - 24	8,739	4,468	4,271
25 - 29	7,928	4,006	3,922
30 - 34	7,533	3,886	3,647
35 - 39	7,059	3,660	3,399
40 - 44	5,959	3,081	2,878
45 - 49	5,492	2,767	2,725
50 - 54	4,712	2,337	2,375
55 - 59	3,904	1,884	2,020
60 - 64	3,127	1,428	1,699
65 - 69	2,146	991	1,155
70 - 74	968	438	530
75 - 79	731	280	451
80 years and over	750	232	518
0 - 4	9,401	4,820	4,581
0 - 14	27,487	14,082	13,405
15 - 64	63,979	32,392	31,587
18 years and over	62,947	31,396	31,551
60 years and over	7,722	3,369	4,353
65 years and over	4,595	1,941	2,654
<b><i>DINALUPIHAN</i></b>			
<b><i>All Ages</i></b>	<b>106,371</b>	<b>53,887</b>	<b>52,484</b>
Under 1	2,148	1,095	1,053
1 - 4	8,768	4,619	4,149
5 - 9	11,176	5,843	5,333
10 - 14	10,844	5,634	5,210
15 - 19	10,719	5,612	5,107
20 - 24	9,748	5,067	4,681
25 - 29	8,823	4,439	4,384
30 - 34	7,903	3,889	4,014
35 - 39	7,230	3,641	3,589
40 - 44	6,277	3,152	3,125
45 - 49	5,858	2,902	2,956
50 - 54	4,865	2,435	2,430
55 - 59	4,015	2,028	1,987
60 - 64	3,098	1,489	1,609
65 - 69	2,077	959	1,118
70 - 74	1,200	489	711
75 - 79	871	358	513
80 years and over	751	236	515
0 - 4	10,916	5,714	5,202
0 - 14	32,936	17,191	15,745
15 - 64	68,536	34,654	33,882
18 years and over	66,820	33,211	33,609
60 years and over	7,997	3,531	4,466
65 years and over	4,899	2,042	2,857

<b>Age Group and City/Municipality</b>	<b>Both Sexes</b>	<b>Male</b>	<b>Female</b>
<b>HERMOSA</b>			
<b>All Ages</b>	<b>65,862</b>	<b>33,521</b>	<b>32,341</b>
Under 1	1,498	761	737
1 - 4	5,735	3,055	2,680
5 - 9	7,163	3,819	3,344
10 - 14	6,498	3,376	3,122
15 - 19	6,473	3,347	3,126
20 - 24	5,955	3,051	2,904
25 - 29	5,373	2,747	2,626
30 - 34	4,767	2,359	2,408
35 - 39	4,539	2,340	2,199
40 - 44	3,874	1,921	1,953
45 - 49	3,597	1,803	1,794
50 - 54	2,969	1,484	1,485
55 - 59	2,423	1,217	1,206
60 - 64	1,914	915	999
65 - 69	1,383	644	739
70 - 74	752	336	416
75 - 79	519	215	304
80 years and over	430	131	299
0 - 4	7,233	3,816	3,417
0 - 14	20,894	11,011	9,883
15 - 64	41,884	21,184	20,700
18 years and over	41,034	20,471	20,563
60 years and over	4,998	2,241	2,757
65 years and over	3,084	1,326	1,758
<b>LIMAY</b>			
<b>All Ages</b>	<b>68,071</b>	<b>34,696</b>	<b>33,375</b>
Under 1	1,537	828	709
1 - 4	6,146	3,187	2,959
5 - 9	6,918	3,599	3,319
10 - 14	6,761	3,545	3,216
15 - 19	6,910	3,583	3,327
20 - 24	6,453	3,319	3,134
25 - 29	5,864	3,037	2,827
30 - 34	5,165	2,654	2,511
35 - 39	4,654	2,342	2,312
40 - 44	3,801	1,928	1,873
45 - 49	3,565	1,814	1,751
50 - 54	3,065	1,514	1,551
55 - 59	2,643	1,298	1,345
60 - 64	1,931	925	1,006
65 - 69	1,280	598	682
70 - 74	556	245	311
75 - 79	413	153	260
80 years and over	409	127	282
0 - 4	7,683	4,015	3,668
0 - 14	21,362	11,159	10,203
15 - 64	44,051	22,414	21,637
18 years and over	42,462	21,307	21,155
60 years and over	4,589	2,048	2,541
65 years and over	2,658	1,123	1,535

<b>Age Group and City/Municipality</b>	<b>Both Sexes</b>	<b>Male</b>	<b>Female</b>
<b>MARIVELES</b>			
<b>All Ages</b>	<b>127,536</b>	<b>64,277</b>	<b>63,259</b>
Under 1	2,335	1,236	1,099
1 - 4	9,430	4,914	4,516
5 - 9	11,977	6,161	5,816
10 - 14	12,146	6,248	5,898
15 - 19	13,835	7,355	6,480
20 - 24	13,389	6,928	6,461
25 - 29	11,529	5,827	5,702
30 - 34	10,282	5,185	5,097
35 - 39	9,897	4,925	4,972
40 - 44	7,633	3,792	3,841
45 - 49	6,875	3,419	3,456
50 - 54	5,834	2,769	3,065
55 - 59	4,866	2,202	2,664
60 - 64	3,356	1,587	1,769
65 - 69	2,031	933	1,098
70 - 74	934	390	544
75 - 79	647	238	409
80 years and over	540	168	372
0 - 4	11,765	6,150	5,615
0 - 14	35,888	18,559	17,329
15 - 64	87,496	43,989	43,507
18 years and over	83,733	41,521	42,212
60 years and over	7,508	3,316	4,192
65 years and over	4,152	1,729	2,423
<b>MORONG</b>			
<b>All Ages</b>	<b>29,901</b>	<b>15,156</b>	<b>14,745</b>
Under 1	782	391	391
1 - 4	2,882	1,467	1,415
5 - 9	3,364	1,724	1,640
10 - 14	3,023	1,530	1,493
15 - 19	2,806	1,492	1,314
20 - 24	2,661	1,351	1,310
25 - 29	2,519	1,293	1,226
30 - 34	2,262	1,172	1,090
35 - 39	1,886	959	927
40 - 44	1,622	832	790
45 - 49	1,495	740	755
50 - 54	1,289	644	645
55 - 59	1,129	572	557
60 - 64	919	462	457
65 - 69	587	283	304
70 - 74	261	112	149
75 - 79	198	66	132
80 years and over	216	66	150
0 - 4	3,664	1,858	1,806
0 - 14	10,051	5,112	4,939
15 - 64	18,588	9,517	9,071
18 years and over	18,103	9,126	8,977
60 years and over	2,181	989	1,192
65 years and over	1,262	527	735

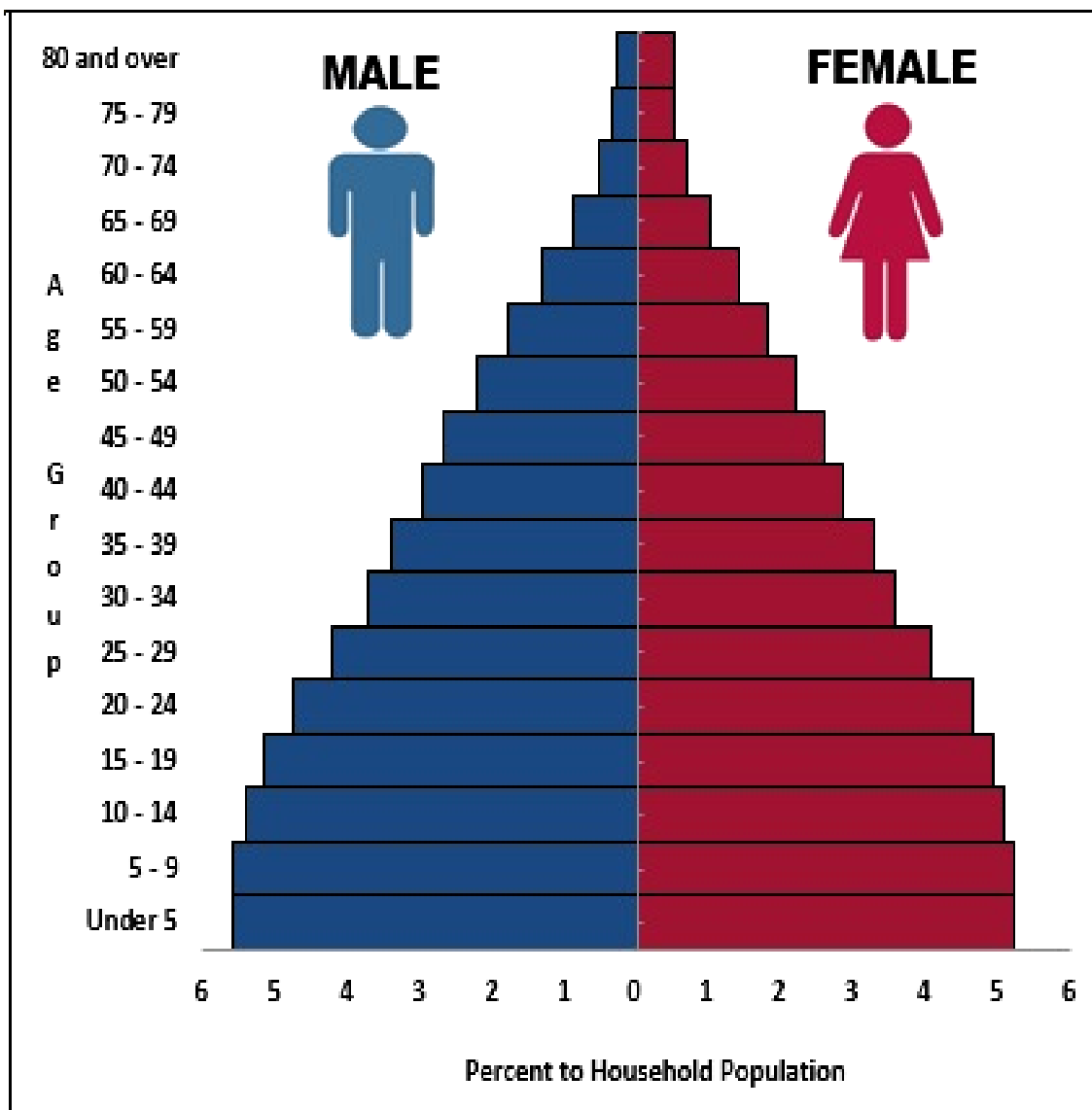
<b>Age Group and City/Municipality</b>	<b>Both Sexes</b>	<b>Male</b>	<b>Female</b>
<b>ORANI</b>			
<b>All Ages</b>	<b>66,909</b>	<b>33,736</b>	<b>33,173</b>
Under 1	1,349	693	656
1 - 4	5,303	2,722	2,581
5 - 9	6,643	3,470	3,173
10 - 14	6,185	3,186	2,999
15 - 19	6,062	3,187	2,875
20 - 24	5,979	3,017	2,962
25 - 29	5,730	2,910	2,820
30 - 34	5,001	2,501	2,500
35 - 39	4,550	2,336	2,214
40 - 44	3,953	1,995	1,958
45 - 49	3,998	1,977	2,021
50 - 54	3,494	1,732	1,762
55 - 59	2,893	1,395	1,498
60 - 64	2,258	1,126	1,132
65 - 69	1,583	740	843
70 - 74	823	348	475
75 - 79	608	233	375
80 years and over	497	168	329
0 - 4	6,652	3,415	3,237
0 - 14	19,480	10,071	9,409
15 - 64	43,918	22,176	21,742
18 years and over	43,782	21,708	22,074
60 years and over	5,769	2,615	3,154
65 years and over	3,511	1,489	2,022
<b>ORION</b>			
<b>All Ages</b>	<b>56,002</b>	<b>28,314</b>	<b>27,688</b>
Under 1	1,246	659	587
1 - 4	4,451	2,263	2,188
5 - 9	5,683	2,953	2,730
10 - 14	5,470	2,856	2,614
15 - 19	5,405	2,797	2,608
20 - 24	5,046	2,557	2,489
25 - 29	4,555	2,344	2,211
30 - 34	4,307	2,200	2,107
35 - 39	3,977	2,035	1,942
40 - 44	3,261	1,664	1,597
45 - 49	2,996	1,511	1,485
50 - 54	2,563	1,288	1,275
55 - 59	2,307	1,131	1,176
60 - 64	1,949	873	1,076
65 - 69	1,270	598	672
70 - 74	576	248	328
75 - 79	442	176	266
80 years and over	498	161	337
0 - 4	5,697	2,922	2,775
0 - 14	16,850	8,731	8,119
15 - 64	36,366	18,400	17,966
18 years and over	35,901	17,921	17,980
60 years and over	4,735	2,056	2,679
65 years and over	2,786	1,183	1,603

<b>Age Group and City/Municipality</b>	<b>Both Sexes</b>	<b>Male</b>	<b>Female</b>
<b>PILAR</b>			
<b>All Ages</b>	<b>41,823</b>	<b>21,094</b>	<b>20,729</b>
Under 1	842	444	398
1 - 4	3,367	1,743	1,624
5 - 9	4,151	2,149	2,002
10 - 14	4,219	2,199	2,020
15 - 19	4,122	2,155	1,967
20 - 24	3,775	1,921	1,854
25 - 29	3,472	1,746	1,726
30 - 34	3,185	1,629	1,556
35 - 39	2,931	1,451	1,480
40 - 44	2,555	1,268	1,287
45 - 49	2,336	1,167	1,169
50 - 54	2,003	1,007	996
55 - 59	1,734	856	878
60 - 64	1,215	556	659
65 - 69	853	398	455
70 - 74	449	187	262
75 - 79	300	120	180
80 years and over	314	98	216
0 - 4	4,209	2,187	2,022
0 - 14	12,579	6,535	6,044
15 - 64	27,328	13,756	13,572
18 years and over	26,769	13,244	13,525
60 years and over	3,131	1,359	1,772
65 years and over	1,916	803	1,113
<b>SAMAL</b>			
<b>All Ages</b>	<b>35,298</b>	<b>17,756</b>	<b>17,542</b>
Under 1	634	328	306
1 - 4	2,760	1,425	1,335
5 - 9	3,536	1,821	1,715
10 - 14	3,422	1,762	1,660
15 - 19	3,381	1,761	1,620
20 - 24	3,081	1,593	1,488
25 - 29	2,909	1,452	1,457
30 - 34	2,563	1,321	1,242
35 - 39	2,480	1,231	1,249
40 - 44	2,074	1,045	1,029
45 - 49	1,976	987	989
50 - 54	1,768	898	870
55 - 59	1,495	720	775
60 - 64	1,145	543	602
65 - 69	873	404	469
70 - 74	441	171	270
75 - 79	363	147	216
80 years and over	397	147	250
0 - 4	3,394	1,753	1,641
0 - 14	10,352	5,336	5,016
15 - 64	22,872	11,551	11,321
18 years and over	22,883	11,371	11,512
60 years and over	3,219	1,412	1,807
65 years and over	2,074	869	1,205

Source: **Philippine Statistics Authority, 2015 Census of Population**

SEP2021/pop\_age grp&sex

## Age-Sex Pyramid of Household Population *Bataan 2015*



Source : **Philippine Statistics Authority**

SEP 2021/Age Sex Pyramid of HH

**Table 1.9**  
**Household Population by Age Group and Sex by City/Municipality**  
*Bataan 2020*

<b>Age Group and City/Municipality</b>	<b>Both Sexes</b>	<b>Male</b>	<b>Female</b>
<b>BATAAN</b>			
<b>All Ages</b>	<b>849,575</b>	<b>428,745</b>	<b>420,830</b>
0 - 4	85,714	44,152	41,562
5 - 9	85,450	44,313	41,137
10 - 14	84,388	43,715	40,673
15 - 19	77,625	39,859	37,766
20 - 24	78,481	40,365	38,116
25 - 29	71,061	36,120	34,941
30 - 34	63,884	32,550	31,334
35 - 39	58,679	29,494	29,185
40 - 44	52,910	26,589	26,321
45 - 49	43,705	22,096	21,609
50 - 54	40,186	19,907	20,279
55 - 59	33,815	16,565	17,250
60 - 64	28,600	13,696	14,904
65 - 69	20,068	9,193	10,875
70 - 74	12,933	5,782	7,151
75 - 79	5,883	2,340	3,543
80 years and over	6,193	2,009	4,184



<b>Age Group and City/Municipality</b>	<b>Both Sexes</b>	<b>Male</b>	<b>Female</b>
<b>ABUCAY</b>			
<b>All Ages</b>	<b>42,896</b>	<b>21,698</b>	<b>21,198</b>
0 - 4	4,215	2,153	2,062
5 - 9	4,197	2,159	2,038
10 - 14	4,200	2,179	2,021
15 - 19	3,653	1,896	1,757
20 - 24	3,472	1,798	1,674
25 - 29	3,427	1,718	1,709
30 - 34	3,098	1,566	1,532
35 - 39	2,943	1,497	1,446
40 - 44	2,811	1,468	1,343
45 - 49	2,346	1,213	1,133
50 - 54	2,312	1,124	1,188
55 - 59	1,786	888	898
60 - 64	1,574	778	796
65 - 69	1,244	582	662
70 - 74	874	394	480
75 - 79	345	154	191
80 years and over	399	131	268
<b>BAGAC</b>			
<b>All Ages</b>	<b>31,329</b>	<b>15,919</b>	<b>15,410</b>
0 - 4	3,317	1,670	1,647
5 - 9	3,215	1,653	1,562
10 - 14	3,226	1,672	1,554
15 - 19	2,641	1,403	1,238
20 - 24	2,640	1,397	1,243
25 - 29	2,465	1,260	1,205
30 - 34	2,364	1,190	1,174
35 - 39	2,191	1,113	1,078
40 - 44	2,006	1,015	991
45 - 49	1,527	780	747
50 - 54	1,471	756	715
55 - 59	1,276	649	627
60 - 64	1,146	542	604
65 - 69	822	381	441
70 - 74	530	255	275
75 - 79	219	94	125
80 years and over	273	89	184

<b>Age Group and City/Municipality</b>	<b>Both Sexes</b>	<b>Male</b>	<b>Female</b>
<b><i>CITY OF BALANGA</i></b>			
<b><i>All Ages</i></b>	<b>103,516</b>	<b>51,610</b>	<b>51,906</b>
0 - 4	9,961	5,057	4,904
5 - 9	9,989	5,216	4,773
10 - 14	9,736	5,025	4,711
15 - 19	9,637	4,896	4,741
20 - 24	9,645	4,880	4,765
25 - 29	8,528	4,281	4,247
30 - 34	7,555	3,739	3,816
35 - 39	7,376	3,698	3,678
40 - 44	6,578	3,287	3,291
45 - 49	5,456	2,734	2,722
50 - 54	5,014	2,455	2,559
55 - 59	4,307	2,088	2,219
60 - 64	3,684	1,740	1,944
65 - 69	2,665	1,159	1,506
70 - 74	1,785	786	999
75 - 79	783	312	471
80 years and over	817	257	560
<b><i>DINALUPIHAN</i></b>			
<b><i>All Ages</i></b>	<b>118,038</b>	<b>59,641</b>	<b>58,397</b>
0 - 4	11,983	6,237	5,746
5 - 9	11,933	6,200	5,733
10 - 14	12,045	6,240	5,805
15 - 19	11,241	5,785	5,456
20 - 24	10,634	5,532	5,102
25 - 29	9,804	5,019	4,785
30 - 34	8,862	4,471	4,391
35 - 39	7,951	3,876	4,075
40 - 44	7,248	3,658	3,590
45 - 49	6,217	3,150	3,067
50 - 54	5,585	2,761	2,824
55 - 59	4,566	2,271	2,295
60 - 64	3,822	1,857	1,965
65 - 69	2,669	1,211	1,458
70 - 74	1,690	746	944
75 - 79	872	325	547
80 years and over	916	302	614

<b>Age Group and City/Municipality</b>	<b>Both Sexes</b>	<b>Male</b>	<b>Female</b>
<b>HERMOSA</b>			
<b>All Ages</b>	<b>77,332</b>	<b>39,161</b>	<b>38,171</b>
0 - 4	8,372	4,291	4,081
5 - 9	8,333	4,266	4,067
10 - 14	8,117	4,268	3,849
15 - 19	6,882	3,535	3,347
20 - 24	7,078	3,604	3,474
25 - 29	6,325	3,254	3,071
30 - 34	5,791	2,906	2,885
35 - 39	5,190	2,559	2,631
40 - 44	4,558	2,368	2,190
45 - 49	3,941	1,967	1,974
50 - 54	3,543	1,815	1,728
55 - 59	2,909	1,442	1,467
60 - 64	2,356	1,175	1,181
65 - 69	1,682	757	925
70 - 74	1,154	548	606
75 - 79	584	230	354
80 years and over	517	176	341
<b>LIMAY</b>			
<b>All Ages</b>	<b>78,076</b>	<b>39,725</b>	<b>38,351</b>
0 - 4	8,580	4,425	4,155
5 - 9	8,543	4,476	4,067
10 - 14	7,707	4,021	3,686
15 - 19	7,200	3,749	3,451
20 - 24	7,407	3,835	3,572
25 - 29	6,862	3,449	3,413
30 - 34	6,002	3,109	2,893
35 - 39	5,275	2,706	2,569
40 - 44	4,621	2,307	2,314
45 - 49	3,725	1,858	1,867
50 - 54	3,447	1,736	1,711
55 - 59	2,862	1,380	1,482
60 - 64	2,385	1,169	1,216
65 - 69	1,600	756	844
70 - 74	997	433	564
75 - 79	407	173	234
80 years and over	456	143	313

<b>Age Group and City/Municipality</b>	<b>Both Sexes</b>	<b>Male</b>	<b>Female</b>
<b>MARIVELES</b>			
<b>All Ages</b>	<b>147,956</b>	<b>74,151</b>	<b>73,805</b>
0 - 4	14,256	7,369	6,887
5 - 9	14,151	7,276	6,875
10 - 14	14,576	7,498	7,078
15 - 19	13,592	7,030	6,562
20 - 24	15,484	7,755	7,729
25 - 29	13,686	6,848	6,838
30 - 34	11,680	6,056	5,624
35 - 39	10,673	5,394	5,279
40 - 44	9,781	4,814	4,967
45 - 49	7,586	3,811	3,775
50 - 54	6,643	3,209	3,434
55 - 59	5,577	2,620	2,957
60 - 64	4,488	2,003	2,485
65 - 69	2,842	1,301	1,541
70 - 74	1,628	715	913
75 - 79	703	260	443
80 years and over	610	192	418
<b>MORONG</b>			
<b>All Ages</b>	<b>35,328</b>	<b>18,111</b>	<b>17,217</b>
0 - 4	4,021	2,121	1,900
5 - 9	4,049	2,075	1,974
10 - 14	3,758	1,924	1,834
15 - 19	3,217	1,607	1,610
20 - 24	3,024	1,624	1,400
25 - 29	2,826	1,466	1,360
30 - 34	2,660	1,385	1,275
35 - 39	2,422	1,250	1,172
40 - 44	2,043	1,076	967
45 - 49	1,652	878	774
50 - 54	1,517	747	770
55 - 59	1,254	629	625
60 - 64	1,120	548	572
65 - 69	801	387	414
70 - 74	484	231	253
75 - 79	206	85	121
80 years and over	274	78	196

<b>Age Group and City/Municipality</b>	<b>Both Sexes</b>	<b>Male</b>	<b>Female</b>
<b>ORANI</b>			
<b><i>All Ages</i></b>	<b>70,342</b>	<b>35,434</b>	<b>34,908</b>
0 - 4	6,799	3,460	3,339
5 - 9	6,813	3,591	3,222
10 - 14	6,823	3,458	3,365
15 - 19	6,264	3,183	3,081
20 - 24	6,121	3,189	2,932
25 - 29	5,567	2,881	2,686
30 - 34	5,197	2,649	2,548
35 - 39	4,763	2,383	2,380
40 - 44	4,330	2,154	2,176
45 - 49	3,727	1,893	1,834
50 - 54	3,626	1,774	1,852
55 - 59	3,169	1,548	1,621
60 - 64	2,759	1,356	1,403
65 - 69	1,875	911	964
70 - 74	1,260	540	720
75 - 79	619	269	350
80 years and over	630	195	435
<b>ORION</b>			
<b><i>All Ages</i></b>	<b>60,513</b>	<b>30,710</b>	<b>29,803</b>
0 - 4	5,963	3,093	2,870
5 - 9	5,974	3,082	2,892
10 - 14	6,010	3,165	2,845
15 - 19	5,513	2,815	2,698
20 - 24	5,396	2,808	2,588
25 - 29	4,854	2,504	2,350
30 - 34	4,367	2,249	2,118
35 - 39	4,224	2,140	2,084
40 - 44	3,780	1,890	1,890
45 - 49	3,114	1,593	1,521
50 - 54	2,864	1,461	1,403
55 - 59	2,466	1,220	1,246
60 - 64	2,203	1,058	1,145
65 - 69	1,698	774	924
70 - 74	1,122	500	622
75 - 79	432	171	261
80 years and over	533	187	346

<b>Age Group and City/Municipality</b>	<b>Both Sexes</b>	<b>Male</b>	<b>Female</b>
<b>PILAR</b>			
<b>All Ages</b>	<b>46,038</b>	<b>23,247</b>	<b>22,791</b>
0 - 4	4,533	2,372	2,161
5 - 9	4,486	2,356	2,130
10 - 14	4,398	2,283	2,115
15 - 19	4,342	2,215	2,127
20 - 24	4,236	2,188	2,048
25 - 29	3,744	1,885	1,859
30 - 34	3,418	1,746	1,672
35 - 39	3,122	1,581	1,541
40 - 44	2,805	1,405	1,400
45 - 49	2,457	1,211	1,246
50 - 54	2,275	1,132	1,143
55 - 59	1,995	1,004	991
60 - 64	1,663	804	859
65 - 69	1,141	499	642
70 - 74	726	323	403
75 - 79	355	137	218
80 years and over	342	106	236
<b>SAMAL</b>			
<b>All Ages</b>	<b>38,211</b>	<b>19,338</b>	<b>18,873</b>
0 - 4	3,714	1,904	1,810
5 - 9	3,767	1,963	1,804
10 - 14	3,792	1,982	1,810
15 - 19	3,443	1,745	1,698
20 - 24	3,344	1,755	1,589
25 - 29	2,973	1,555	1,418
30 - 34	2,890	1,484	1,406
35 - 39	2,549	1,297	1,252
40 - 44	2,349	1,147	1,202
45 - 49	1,957	1,008	949
50 - 54	1,889	937	952
55 - 59	1,648	826	822
60 - 64	1,400	666	734
65 - 69	1,029	475	554
70 - 74	683	311	372
75 - 79	358	130	228
80 years and over	426	153	273

Source: **Philippine Statistics Authority, 2020 Census of Population**

SEP2021/hhpop\_age grp&sex

**Table 1.10**  
**Total Population 10 Years Old and Over**  
**by Marital Status and Sex**  
*Bataan 2015*

Marital Status	Both Sexes	Male	Female
<b>Total</b>	<b>606,757</b>	<b>304,794</b>	<b>301,963</b>
Single	253,520	138,450	115,070
Married	244,831	121,408	123,423
Widowed	26,441	5,637	20,804
Divorced/Separated	10,384	3,670	6,714
Common Law/Live-in	71,032	35,343	35,689
Unknown	549	286	263

Source: **Philippine Statistics Authority**

SEP2021/pop\_10 yrs old&over\_maritalstatus&sex

**Table 1.11**  
**Total Population 10 Years Old and Over by Age Group,**  
**Marital Status and Sex by City/Municipality**  
*Bataan 2015*

Sex, Age Group, and City/Municipality	Total Population 10 Years Old and Over	Marital Status					
		Single	Married	Widowed	Divorced/ Separated	Common-Law/ Live-in	Unknown
<b>BATAAN</b>							
<b>Both Sexes</b>	<b>606,757</b>	<b>253,520</b>	<b>244,831</b>	<b>26,441</b>	<b>10,384</b>	<b>71,032</b>	<b>549</b>
Below 20	149,095	143,741	754	8	65	4,500	27
20 - 24	70,739	47,120	9,474	64	497	13,527	57
25 - 29	64,049	25,687	22,539	138	1,014	14,615	56
30 - 34	58,025	12,965	31,957	287	1,384	11,349	83
35 - 39	54,075	7,275	35,893	545	1,562	8,731	69
40 - 44	45,071	4,621	32,100	912	1,434	5,935	69
45 - 49	41,937	3,744	30,723	1,558	1,279	4,581	52
50 - 54	35,741	2,914	26,201	2,384	1,122	3,068	52
55 - 59	30,254	2,083	21,769	3,309	866	2,181	46
60 - 64	23,273	1,438	15,597	4,227	612	1,389	10
65 - 69	15,739	913	9,801	4,013	313	682	17
70 - 74	7,686	432	4,063	2,820	113	254	4
75 - 79	5,630	282	2,453	2,684	80	127	4
80 years and over	5,443	305	1,507	3,492	43	93	3
<b>Male</b>	<b>304,794</b>	<b>138,450</b>	<b>121,408</b>	<b>5,637</b>	<b>3,670</b>	<b>35,343</b>	<b>286</b>
Below 20	77,536	76,223	188	2	8	1,093	22
20 - 24	36,261	26,927	3,270	18	130	5,884	32
25 - 29	32,491	15,007	9,823	41	273	7,320	27
30 - 34	29,384	7,706	15,129	81	437	5,979	52
35 - 39	27,402	4,289	17,608	159	560	4,759	27
40 - 44	22,736	2,667	16,002	242	563	3,234	28
45 - 49	20,948	2,065	15,521	368	483	2,487	24
50 - 54	17,699	1,455	13,506	571	455	1,685	27
55 - 59	14,714	1,000	11,395	700	303	1,291	25
60 - 64	11,053	563	8,539	862	226	860	3
65 - 69	7,323	303	5,619	824	126	439	12
70 - 74	3,309	117	2,395	570	55	169	3
75 - 79	2,191	74	1,474	531	33	76	3
80 and over	1,747	54	939	668	18	67	1
<b>Female</b>	<b>301,963</b>	<b>115,070</b>	<b>123,423</b>	<b>20,804</b>	<b>6,714</b>	<b>35,689</b>	<b>263</b>
Below 20	71,559	67,518	566	6	57	3,407	5
20 - 24	34,478	20,193	6,204	46	367	7,643	25
25 - 29	31,558	10,680	12,716	97	741	7,295	29
30 - 34	28,641	5,259	16,828	206	947	5,370	31
35 - 39	26,673	2,986	18,285	386	1,002	3,972	42
40 - 44	22,335	1,954	16,098	670	871	2,701	41
45 - 49	20,989	1,679	15,202	1,190	796	2,094	28
50 - 54	18,042	1,459	12,695	1,813	667	1,383	25
55 - 59	15,540	1,083	10,374	2,609	563	890	21
60 - 64	12,220	875	7,058	3,365	386	529	7
65 - 69	8,416	610	4,182	3,189	187	243	5
70 - 74	4,377	315	1,668	2,250	58	85	1
75 - 79	3,439	208	979	2,153	47	51	1
80 years and over	3,696	251	568	2,824	25	26	2



Sex, Age Group, and City/Municipality	Total Population 10 Years Old and Over	Marital Status					
		Single	Married	Widowed	Divorced/ Separated	Common-Law/ Live-in	Unknown
<b>ABUCAY</b>							
<b>Both Sexes</b>	<b>32,058</b>	<b>12,729</b>	<b>13,846</b>	<b>1,534</b>	<b>554</b>	<b>3,378</b>	<b>17</b>
Below 20	7,204	6,959	31	-	3	210	1
20 - 24	3,553	2,330	543	2	17	657	4
25 - 29	3,200	1,328	1,192	4	43	630	3
30 - 34	2,961	652	1,689	14	74	530	2
35 - 39	2,986	429	2,030	26	94	405	2
40 - 44	2,544	269	1,822	53	97	303	-
45 - 49	2,307	252	1,672	88	63	230	2
50 - 54	1,923	156	1,438	131	43	154	1
55 - 59	1,691	131	1,236	160	54	110	-
60 - 64	1,440	90	971	253	37	89	-
65 - 69	1,062	70	694	244	13	40	1
70 - 74	468	21	279	156	5	6	1
75 - 79	328	21	150	144	6	7	-
80 years and over	391	21	99	259	5	7	-
<b>Male</b>	<b>16,086</b>	<b>6,988</b>	<b>6,831</b>	<b>368</b>	<b>225</b>	<b>1,668</b>	<b>6</b>
Below 20	3,742	3,681	7	-	-	54	-
20 - 24	1,784	1,307	181	-	7	288	1
25 - 29	1,622	775	527	-	17	302	1
30 - 34	1,503	424	787	5	23	263	1
35 - 39	1,526	261	987	9	39	230	-
40 - 44	1,289	166	896	12	40	175	-
45 - 49	1,141	149	822	25	26	117	2
50 - 54	968	76	740	45	21	85	1
55 - 59	840	69	652	37	25	57	-
60 - 64	693	37	530	58	11	57	-
65 - 69	496	25	379	62	5	25	-
70 - 74	224	5	171	38	5	5	-
75 - 79	126	5	90	24	2	5	-
80 years and over	132	8	62	53	4	5	-
<b>Female</b>	<b>15,972</b>	<b>5,741</b>	<b>7,015</b>	<b>1,166</b>	<b>329</b>	<b>1,710</b>	<b>11</b>
Below 20	3,462	3,278	24	-	3	156	1
20 - 24	1,769	1,023	362	2	10	369	3
25 - 29	1,578	553	665	4	26	328	2
30 - 34	1,458	228	902	9	51	267	1
35 - 39	1,460	168	1,043	17	55	175	2
40 - 44	1,255	103	926	41	57	128	-
45 - 49	1,166	103	850	63	37	113	-
50 - 54	955	80	698	86	22	69	-
55 - 59	851	62	584	123	29	53	-
60 - 64	747	53	441	195	26	32	-
65 - 69	566	45	315	182	8	15	1
70 - 74	244	16	108	118	-	1	1
75 - 79	202	16	60	120	4	2	-
80 years and over	259	13	37	206	1	2	-

Sex, Age Group, and City/Municipality	Total Population 10 Years Old and Over	Marital Status					
		Single	Married	Widowed	Divorced/ Separated	Common-Law/ Live-in	Unknown
<b>BAGAC</b>							
<b>Both Sexes</b>	<b>21,182</b>	<b>8,510</b>	<b>9,107</b>	<b>831</b>	<b>307</b>	<b>2,427</b>	<b>-</b>
Below 20	5,090	4,927	18	-	-	145	-
20 - 24	2,360	1,591	328	1	7	433	-
25 - 29	2,147	844	798	3	28	474	-
30 - 34	2,096	456	1,237	10	40	353	-
35 - 39	1,886	208	1,315	18	48	297	-
40 - 44	1,518	122	1,105	30	49	212	-
45 - 49	1,442	105	1,102	38	34	163	-
50 - 54	1,256	83	946	79	33	115	-
55 - 59	1,154	60	850	105	35	104	-
60 - 64	921	49	666	117	17	72	-
65 - 69	594	33	404	119	8	30	-
70 - 74	258	14	146	82	3	13	-
75 - 79	210	8	110	82	2	8	-
80 years and over	250	10	82	147	3	8	-
<b>Male</b>	<b>10,711</b>	<b>4,745</b>	<b>4,472</b>	<b>169</b>	<b>133</b>	<b>1,192</b>	<b>-</b>
Below 20	2,698	2,667	2	-	-	29	-
20 - 24	1,205	907	109	-	1	188	-
25 - 29	1,068	496	323	1	12	236	-
30 - 34	1,085	290	577	4	18	196	-
35 - 39	956	124	646	3	24	159	-
40 - 44	769	83	540	10	21	115	-
45 - 49	720	62	556	10	18	74	-
50 - 54	623	39	490	21	13	60	-
55 - 59	571	33	445	22	8	63	-
60 - 64	456	25	362	22	10	37	-
65 - 69	279	10	224	23	2	20	-
70 - 74	121	4	91	15	3	8	-
75 - 79	79	2	59	14	1	3	-
80 years and over	81	3	48	24	2	4	-
<b>Female</b>	<b>10,471</b>	<b>3,765</b>	<b>4,635</b>	<b>662</b>	<b>174</b>	<b>1,235</b>	<b>-</b>
Below 20	2,392	2,260	16	-	-	116	-
20 - 24	1,155	684	219	1	6	245	-
25 - 29	1,079	348	475	2	16	238	-
30 - 34	1,011	166	660	6	22	157	-
35 - 39	930	84	669	15	24	138	-
40 - 44	749	39	565	20	28	97	-
45 - 49	722	43	546	28	16	89	-
50 - 54	633	44	456	58	20	55	-
55 - 59	583	27	405	83	27	41	-
60 - 64	465	24	304	95	7	35	-
65 - 69	315	23	180	96	6	10	-
70 - 74	137	10	55	67	-	5	-
75 - 79	131	6	51	68	1	5	-
80 years and over	169	7	34	123	1	4	-

Sex, Age Group, and City/Municipality	Total Population 10 Years Old and Over	Marital Status					
		Single	Married	Widowed	Divorced/ Separated	Common-Law/ Live-in	Unknown
<b>CITY OF BALANGA (Capital)</b>							
<b>Both Sexes</b>	<b>77,568</b>	<b>32,673</b>	<b>31,895</b>	<b>3,643</b>	<b>1,551</b>	<b>7,805</b>	<b>1</b>
Below 20	18,520	17,931	77	-	10	502	-
20 - 24	8,739	6,190	1,079	6	69	1,395	-
25 - 29	7,928	3,390	2,741	19	157	1,621	-
30 - 34	7,533	1,828	4,224	40	209	1,232	-
35 - 39	7,059	1,012	4,742	84	214	1,007	-
40 - 44	5,959	664	4,296	119	222	658	-
45 - 49	5,492	527	4,033	212	212	508	-
50 - 54	4,712	395	3,439	340	183	355	-
55 - 59	3,904	274	2,840	436	113	241	-
60 - 64	3,127	210	2,052	611	97	157	-
65 - 69	2,146	125	1,344	555	43	78	1
70 - 74	968	60	512	360	12	24	-
75 - 79	731	31	314	362	8	16	-
80 years and over	750	36	202	499	2	11	-
<b>Male</b>	<b>38,929</b>	<b>17,615</b>	<b>16,029</b>	<b>728</b>	<b>517</b>	<b>4,040</b>	<b>-</b>
Below 20	9,471	9,309	26	-	1	135	-
20 - 24	4,468	3,432	378	2	21	635	-
25 - 29	4,006	1,986	1,169	7	34	810	-
30 - 34	3,886	1,114	2,021	7	64	680	-
35 - 39	3,660	595	2,373	22	80	590	-
40 - 44	3,081	400	2,187	31	95	368	-
45 - 49	2,767	301	2,055	47	75	289	-
50 - 54	2,337	213	1,784	75	65	200	-
55 - 59	1,884	118	1,485	95	33	153	-
60 - 64	1,428	74	1,124	107	23	100	-
65 - 69	991	41	784	108	16	42	-
70 - 74	438	18	322	72	7	19	-
75 - 79	280	8	191	68	2	11	-
80 years and over	232	6	130	87	1	8	-
<b>Female</b>	<b>38,639</b>	<b>15,058</b>	<b>15,866</b>	<b>2,915</b>	<b>1,034</b>	<b>3,765</b>	<b>1</b>
Below 20	9,049	8,622	51	-	9	367	-
20 - 24	4,271	2,758	701	4	48	760	-
25 - 29	3,922	1,404	1,572	12	123	811	-
30 - 34	3,647	714	2,203	33	145	552	-
35 - 39	3,399	417	2,369	62	134	417	-
40 - 44	2,878	264	2,109	88	127	290	-
45 - 49	2,725	226	1,978	165	137	219	-
50 - 54	2,375	182	1,655	265	118	155	-
55 - 59	2,020	156	1,355	341	80	88	-
60 - 64	1,699	136	928	504	74	57	-
65 - 69	1,155	84	560	447	27	36	1
70 - 74	530	42	190	288	5	5	-
75 - 79	451	23	123	294	6	5	-
80 years and over	518	30	72	412	1	3	-

Sex, Age Group, and City/Municipality	Total Population 10 Years Old and Over	Marital Status					
		Single	Married	Widowed	Divorced/ Separated	Common-Law/ Live-in	Unknown
<b>DINALUPIHAN</b>							
<b>Both Sexes</b>	<b>84,279</b>	<b>35,624</b>	<b>32,150</b>	<b>3,744</b>	<b>1,689</b>	<b>11,050</b>	<b>22</b>
Below 20	21,563	20,758	101	6	10	688	-
20 - 24	9,748	6,397	1,216	10	90	2,031	4
25 - 29	8,823	3,536	2,907	25	177	2,173	5
30 - 34	7,903	1,740	4,158	36	214	1,752	3
35 - 39	7,230	979	4,546	89	244	1,371	1
40 - 44	6,277	652	4,254	124	244	1,003	-
45 - 49	5,858	510	4,168	222	231	723	4
50 - 54	4,865	377	3,444	331	165	548	-
55 - 59	4,015	256	2,862	414	113	369	1
60 - 64	3,098	162	2,055	571	92	217	1
65 - 69	2,077	113	1,255	549	57	103	-
70 - 74	1,200	64	634	426	31	45	-
75 - 79	871	37	359	440	17	16	2
80 years and over	751	43	191	501	4	11	1
<b>Male</b>	<b>42,330</b>	<b>19,599</b>	<b>15,915</b>	<b>787</b>	<b>546</b>	<b>5,474</b>	<b>9</b>
Below 20	11,246	11,050	23	1	1	171	-
20 - 24	5,067	3,767	403	2	24	870	1
25 - 29	4,439	2,047	1,258	8	46	1,079	1
30 - 34	3,889	1,022	1,900	7	63	895	2
35 - 39	3,641	598	2,213	25	79	726	-
40 - 44	3,152	376	2,109	31	86	550	-
45 - 49	2,902	291	2,077	49	78	404	3
50 - 54	2,435	187	1,811	89	57	291	-
55 - 59	2,028	121	1,551	87	40	229	-
60 - 64	1,489	71	1,142	111	28	137	-
65 - 69	959	34	718	115	21	71	-
70 - 74	489	22	352	73	13	29	-
75 - 79	358	12	235	88	8	13	2
80 years and over	236	1	123	101	2	9	-
<b>Female</b>	<b>41,949</b>	<b>16,025</b>	<b>16,235</b>	<b>2,957</b>	<b>1,143</b>	<b>5,576</b>	<b>13</b>
Below 20	10,317	9,708	78	5	9	517	-
20 - 24	4,681	2,630	813	8	66	1,161	3
25 - 29	4,384	1,489	1,649	17	131	1,094	4
30 - 34	4,014	718	2,258	29	151	857	1
35 - 39	3,589	381	2,333	64	165	645	1
40 - 44	3,125	276	2,145	93	158	453	-
45 - 49	2,956	219	2,091	173	153	319	1
50 - 54	2,430	190	1,633	242	108	257	-
55 - 59	1,987	135	1,311	327	73	140	1
60 - 64	1,609	91	913	460	64	80	1
65 - 69	1,118	79	537	434	36	32	-
70 - 74	711	42	282	353	18	16	-
75 - 79	513	25	124	352	9	3	-
80 years and over	515	42	68	400	2	2	1

Sex, Age Group, and City/Municipality	Total Population 10 Years Old and Over	Marital Status					
		Single	Married	Widowed	Divorced/ Separated	Common-Law/ Live-in	Unknown
<b>HERMOSA</b>							
<b>Both Sexes</b>	<b>51,466</b>	<b>20,907</b>	<b>20,173</b>	<b>2,401</b>	<b>1,067</b>	<b>6,902</b>	<b>16</b>
Below 20	12,971	12,401	69	1	12	488	-
20 - 24	5,955	3,741	821	6	66	1,319	2
25 - 29	5,373	1,955	1,916	12	107	1,380	3
30 - 34	4,767	942	2,612	20	144	1,049	-
35 - 39	4,539	539	2,961	50	166	823	-
40 - 44	3,874	402	2,617	80	149	624	2
45 - 49	3,597	279	2,613	131	119	454	1
50 - 54	2,969	206	2,145	215	114	289	-
55 - 59	2,423	159	1,682	302	74	201	5
60 - 64	1,914	122	1,218	355	65	154	-
65 - 69	1,383	75	834	373	31	68	2
70 - 74	752	36	358	316	13	28	1
75 - 79	519	29	223	248	4	15	-
80 years and over	430	21	104	292	3	10	-
<b>Male</b>	<b>25,886</b>	<b>11,524</b>	<b>10,038</b>	<b>525</b>	<b>376</b>	<b>3,414</b>	<b>9</b>
Below 20	6,723	6,593	15	1	2	112	-
20 - 24	3,051	2,167	282	1	16	584	1
25 - 29	2,747	1,173	832	2	31	707	2
30 - 34	2,359	579	1,195	7	41	537	-
35 - 39	2,340	338	1,499	18	56	429	-
40 - 44	1,921	251	1,259	16	65	330	-
45 - 49	1,803	153	1,315	30	49	255	1
50 - 54	1,484	101	1,149	39	40	155	-
55 - 59	1,217	80	927	62	27	118	3
60 - 64	915	43	673	75	27	97	-
65 - 69	644	26	472	79	14	52	1
70 - 74	336	7	220	82	7	19	1
75 - 79	215	11	133	60	-	11	-
80 years and over	131	2	67	53	1	8	-
<b>Female</b>	<b>25,580</b>	<b>9,383</b>	<b>10,135</b>	<b>1,876</b>	<b>691</b>	<b>3,488</b>	<b>7</b>
Below 20	6,248	5,808	54	-	10	376	-
20 - 24	2,904	1,574	539	5	50	735	1
25 - 29	2,626	782	1,084	10	76	673	1
30 - 34	2,408	363	1,417	13	103	512	-
35 - 39	2,199	201	1,462	32	110	394	-
40 - 44	1,953	151	1,358	64	84	294	2
45 - 49	1,794	126	1,298	101	70	199	-
50 - 54	1,485	105	996	176	74	134	-
55 - 59	1,206	79	755	240	47	83	2
60 - 64	999	79	545	280	38	57	-
65 - 69	739	49	362	294	17	16	1
70 - 74	416	29	138	234	6	9	-
75 - 79	304	18	90	188	4	4	-
80 years and over	299	19	37	239	2	2	-

Sex, Age Group, and City/Municipality	Total Population 10 Years Old and Over	Marital Status					
		Single	Married	Widowed	Divorced/ Separated	Common-Law/ Live-in	Unknown
<b>LIMAY</b>							
<b>Both Sexes</b>	<b>53,470</b>	<b>21,847</b>	<b>20,777</b>	<b>2,146</b>	<b>1,086</b>	<b>7,608</b>	<b>6</b>
Below 20	13,671	13,089	53	-	5	522	2
20 - 24	6,453	4,089	763	11	54	1,535	1
25 - 29	5,864	2,031	2,108	13	107	1,605	-
30 - 34	5,165	987	2,837	15	153	1,171	2
35 - 39	4,654	471	3,084	47	163	889	-
40 - 44	3,801	322	2,689	68	129	593	-
45 - 49	3,565	251	2,604	117	109	484	-
50 - 54	3,065	222	2,215	189	117	322	-
55 - 59	2,643	160	1,857	284	112	229	1
60 - 64	1,931	94	1,281	348	83	125	-
65 - 69	1,280	68	750	347	32	83	-
70 - 74	556	22	266	225	10	33	-
75 - 79	413	16	168	216	6	7	-
80 years and over	409	25	102	266	6	10	-
<b>Male</b>	<b>27,082</b>	<b>12,116</b>	<b>10,378</b>	<b>439</b>	<b>395</b>	<b>3,751</b>	<b>3</b>
Below 20	7,128	6,990	14	-	1	122	1
20 - 24	3,319	2,411	251	2	13	642	-
25 - 29	3,037	1,265	909	5	32	826	-
30 - 34	2,654	595	1,370	5	56	627	1
35 - 39	2,342	290	1,510	17	63	462	-
40 - 44	1,928	178	1,349	17	46	338	-
45 - 49	1,814	135	1,354	25	39	261	-
50 - 54	1,514	110	1,129	33	52	190	-
55 - 59	1,298	80	1,006	51	39	121	1
60 - 64	925	29	711	70	35	80	-
65 - 69	598	18	447	71	12	50	-
70 - 74	245	4	163	55	3	20	-
75 - 79	153	7	95	45	2	4	-
80 years and over	127	4	70	43	2	8	-
<b>Female</b>	<b>26,388</b>	<b>9,731</b>	<b>10,399</b>	<b>1,707</b>	<b>691</b>	<b>3,857</b>	<b>3</b>
Below 20	6,543	6,099	39	-	4	400	1
20 - 24	3,134	1,678	512	9	41	893	1
25 - 29	2,827	766	1,199	8	75	779	-
30 - 34	2,511	392	1,467	10	97	544	1
35 - 39	2,312	181	1,574	30	100	427	-
40 - 44	1,873	144	1,340	51	83	255	-
45 - 49	1,751	116	1,250	92	70	223	-
50 - 54	1,551	112	1,086	156	65	132	-
55 - 59	1,345	80	851	233	73	108	-
60 - 64	1,006	65	570	278	48	45	-
65 - 69	682	50	303	276	20	33	-
70 - 74	311	18	103	170	7	13	-
75 - 79	260	9	73	171	4	3	-
80 years and over	282	21	32	223	4	2	-

Sex, Age Group, and City/Municipality	Total Population 10 Years Old and Over	Marital Status					
		Single	Married	Widowed	Divorced/ Separated	Common-Law/ Live-in	Unknown
<b>MARIVELES</b>							
<b>Both Sexes</b>	<b>103,794</b>	<b>45,397</b>	<b>39,757</b>	<b>3,710</b>	<b>1,336</b>	<b>13,159</b>	<b>435</b>
Below 20	25,981	25,147	123	-	9	691	11
20 - 24	13,389	9,203	1,466	7	63	2,604	46
25 - 29	11,529	4,890	3,506	18	125	2,947	43
30 - 34	10,282	2,374	5,385	56	173	2,243	51
35 - 39	9,897	1,362	6,469	86	215	1,701	64
40 - 44	7,633	712	5,499	125	185	1,048	64
45 - 49	6,875	597	5,074	243	163	753	45
50 - 54	5,834	443	4,322	379	155	488	47
55 - 59	4,866	299	3,509	565	117	338	38
60 - 64	3,356	176	2,287	624	72	190	7
65 - 69	2,031	96	1,221	571	31	99	13
70 - 74	934	46	508	334	9	35	2
75 - 79	647	32	248	340	12	13	2
80 years and over	540	20	140	362	7	9	2
<b>Male</b>	<b>51,966</b>	<b>24,361</b>	<b>19,675</b>	<b>759</b>	<b>416</b>	<b>6,535</b>	<b>220</b>
Below 20	13,603	13,397	37	-	1	160	8
20 - 24	6,928	5,174	550	2	21	1,152	29
25 - 29	5,827	2,735	1,580	8	28	1,454	22
30 - 34	5,185	1,295	2,598	19	55	1,190	28
35 - 39	4,925	731	3,134	25	58	950	27
40 - 44	3,792	344	2,771	39	69	542	27
45 - 49	3,419	278	2,608	50	51	414	18
50 - 54	2,769	172	2,168	94	54	257	24
55 - 59	2,202	114	1,718	111	35	204	20
60 - 64	1,587	58	1,262	129	22	114	2
65 - 69	933	38	706	106	12	60	11
70 - 74	390	12	300	50	2	24	2
75 - 79	238	8	159	56	6	8	1
80 years and over	168	5	84	70	2	6	1
<b>Female</b>	<b>51,828</b>	<b>21,036</b>	<b>20,082</b>	<b>2,951</b>	<b>920</b>	<b>6,624</b>	<b>215</b>
Below 20	12,378	11,750	86	-	8	531	3
20 - 24	6,461	4,029	916	5	42	1,452	17
25 - 29	5,702	2,155	1,926	10	97	1,493	21
30 - 34	5,097	1,079	2,787	37	118	1,053	23
35 - 39	4,972	631	3,335	61	157	751	37
40 - 44	3,841	368	2,728	86	116	506	37
45 - 49	3,456	319	2,466	193	112	339	27
50 - 54	3,065	271	2,154	285	101	231	23
55 - 59	2,664	185	1,791	454	82	134	18
60 - 64	1,769	118	1,025	495	50	76	5
65 - 69	1,098	58	515	465	19	39	2
70 - 74	544	34	208	284	7	11	-
75 - 79	409	24	89	284	6	5	1
80 years and over	372	15	56	292	5	3	1

Sex, Age Group, and City/Municipality	Total Population 10 Years Old and Over	Marital Status					
		Single	Married	Widowed	Divorced/ Separated	Common-Law/ Live-in	Unknown
<b>MORONG</b>							
<b>Both Sexes</b>	<b>22,873</b>	<b>9,166</b>	<b>8,196</b>	<b>937</b>	<b>369</b>	<b>4,199</b>	<b>6</b>
Below 20	5,829	5,591	21	-	-	217	-
20 - 24	2,661	1,539	281	4	22	815	-
25 - 29	2,519	869	658	5	46	939	2
30 - 34	2,262	457	1,016	12	41	734	2
35 - 39	1,886	221	1,115	19	51	479	1
40 - 44	1,622	133	1,094	30	40	325	-
45 - 49	1,495	100	1,027	55	43	270	-
50 - 54	1,289	75	916	86	42	170	-
55 - 59	1,129	71	785	122	36	115	-
60 - 64	919	51	625	134	27	81	1
65 - 69	587	26	367	146	11	37	-
70 - 74	261	15	142	89	6	9	-
75 - 79	198	5	88	96	3	6	-
80 years and over	216	13	61	139	1	2	-
<b>Male</b>	<b>11,574</b>	<b>5,082</b>	<b>4,074</b>	<b>187</b>	<b>132</b>	<b>2,095</b>	<b>4</b>
Below 20	3,022	2,969	9	-	-	44	-
20 - 24	1,351	918	97	3	2	331	-
25 - 29	1,293	535	276	1	12	468	1
30 - 34	1,172	276	462	2	14	416	2
35 - 39	959	131	541	6	11	270	-
40 - 44	832	75	555	9	19	174	-
45 - 49	740	53	508	14	19	146	-
50 - 54	644	37	468	24	18	97	-
55 - 59	572	47	418	22	16	69	-
60 - 64	462	25	347	29	11	49	1
65 - 69	283	7	226	23	6	21	-
70 - 74	112	4	83	16	3	6	-
75 - 79	66	-	46	18	-	2	-
80 years and over	66	5	38	20	1	2	-
<b>Female</b>	<b>11,299</b>	<b>4,084</b>	<b>4,122</b>	<b>750</b>	<b>237</b>	<b>2,104</b>	<b>2</b>
Below 20	2,807	2,622	12	-	-	173	-
20 - 24	1,310	621	184	1	20	484	-
25 - 29	1,226	334	382	4	34	471	1
30 - 34	1,090	181	554	10	27	318	-
35 - 39	927	90	574	13	40	209	1
40 - 44	790	58	539	21	21	151	-
45 - 49	755	47	519	41	24	124	-
50 - 54	645	38	448	62	24	73	-
55 - 59	557	24	367	100	20	46	-
60 - 64	457	26	278	105	16	32	-
65 - 69	304	19	141	123	5	16	-
70 - 74	149	11	59	73	3	3	-
75 - 79	132	5	42	78	3	4	-
80 years and over	150	8	23	119	-	-	-



Sex, Age Group, and City/Municipality	Total Population 10 Years Old and Over	Marital Status					
		Single	Married	Widowed	Divorced/ Separated	Common-Law/ Live-in	Unknown
<b>ORANI</b>							
<b>Both Sexes</b>	<b>53,614</b>	<b>21,972</b>	<b>23,603</b>	<b>2,587</b>	<b>1,084</b>	<b>4,363</b>	<b>5</b>
Below 20	12,247	11,843	95	1	12	296	-
20 - 24	5,979	4,035	1,073	8	53	810	-
25 - 29	5,730	2,315	2,412	15	125	863	-
30 - 34	5,001	1,206	2,966	26	148	655	-
35 - 39	4,550	700	3,105	44	163	537	1
40 - 44	3,953	464	2,900	90	142	355	2
45 - 49	3,998	416	2,926	172	150	334	-
50 - 54	3,494	339	2,609	248	107	189	2
55 - 59	2,893	245	2,092	336	79	141	-
60 - 64	2,258	158	1,520	424	48	108	-
65 - 69	1,583	114	1,011	392	29	37	-
70 - 74	823	64	444	286	11	18	-
75 - 79	608	36	287	258	12	15	-
80 years and over	497	37	163	287	5	5	-
<b>Male</b>	<b>26,851</b>	<b>12,071</b>	<b>11,604</b>	<b>605</b>	<b>423</b>	<b>2,146</b>	<b>2</b>
Below 20	6,373	6,275	15	-	-	83	-
20 - 24	3,017	2,289	342	3	11	372	-
25 - 29	2,910	1,333	1,114	2	40	421	-
30 - 34	2,501	712	1,411	5	48	325	-
35 - 39	2,336	445	1,535	16	60	280	-
40 - 44	1,995	287	1,431	29	57	191	-
45 - 49	1,977	246	1,443	48	64	176	-
50 - 54	1,732	190	1,321	58	60	101	2
55 - 59	1,395	137	1,070	77	33	78	-
60 - 64	1,126	75	842	111	23	75	-
65 - 69	740	52	561	93	11	23	-
70 - 74	348	18	253	56	8	13	-
75 - 79	233	6	165	49	7	6	-
80 years and over	168	6	101	58	1	2	-
<b>Female</b>	<b>26,763</b>	<b>9,901</b>	<b>11,999</b>	<b>1,982</b>	<b>661</b>	<b>2,217</b>	<b>3</b>
Below 20	5,874	5,568	80	1	12	213	-
20 - 24	2,962	1,746	731	5	42	438	-
25 - 29	2,820	982	1,298	13	85	442	-
30 - 34	2,500	494	1,555	21	100	330	-
35 - 39	2,214	255	1,570	28	103	257	1
40 - 44	1,958	177	1,469	61	85	164	2
45 - 49	2,021	170	1,483	124	86	158	-
50 - 54	1,762	149	1,288	190	47	88	-
55 - 59	1,498	108	1,022	259	46	63	-
60 - 64	1,132	83	678	313	25	33	-
65 - 69	843	62	450	299	18	14	-
70 - 74	475	46	191	230	3	5	-
75 - 79	375	30	122	209	5	9	-
80 years and over	329	31	62	229	4	3	-

Sex, Age Group, and City/Municipality	Total Population 10 Years Old and Over	Marital Status					
		Single	Married	Widowed	Divorced/ Separated	Common-Law/ Live-in	Unknown
<b>ORION</b>							
<b>Both Sexes</b>	<b>44,622</b>	<b>18,711</b>	<b>18,581</b>	<b>2,069</b>	<b>614</b>	<b>4,647</b>	<b>-</b>
Below 20	10,875	10,463	45	-	2	365	-
20 - 24	5,046	3,370	710	4	22	940	-
25 - 29	4,555	1,910	1,713	12	42	878	-
30 - 34	4,307	1,005	2,425	23	85	769	-
35 - 39	3,977	549	2,758	27	97	546	-
40 - 44	3,261	355	2,365	83	94	364	-
45 - 49	2,996	297	2,247	105	79	268	-
50 - 54	2,563	261	1,898	142	71	191	-
55 - 59	2,307	182	1,667	267	53	138	-
60 - 64	1,949	173	1,285	363	26	102	-
65 - 69	1,270	72	824	304	26	44	-
70 - 74	576	27	289	232	9	19	-
75 - 79	442	20	210	193	5	14	-
80 years and over	498	27	145	314	3	9	-
<b>Male</b>	<b>22,439</b>	<b>10,266</b>	<b>9,188</b>	<b>436</b>	<b>237</b>	<b>2,312</b>	<b>-</b>
Below 20	5,653	5,549	13	-	-	91	-
20 - 24	2,557	1,920	239	3	7	388	-
25 - 29	2,344	1,139	720	5	8	472	-
30 - 34	2,200	617	1,153	7	27	396	-
35 - 39	2,035	314	1,347	11	47	316	-
40 - 44	1,664	221	1,188	22	34	199	-
45 - 49	1,511	178	1,128	26	33	146	-
50 - 54	1,288	148	984	28	30	98	-
55 - 59	1,131	82	881	60	21	87	-
60 - 64	873	63	665	69	13	63	-
65 - 69	598	20	476	62	11	29	-
70 - 74	248	8	177	48	3	12	-
75 - 79	176	4	129	34	2	7	-
80 years and over	161	3	88	61	1	8	-
<b>Female</b>	<b>22,183</b>	<b>8,445</b>	<b>9,393</b>	<b>1,633</b>	<b>377</b>	<b>2,335</b>	<b>-</b>
Below 20	5,222	4,914	32	-	2	274	-
20 - 24	2,489	1,450	471	1	15	552	-
25 - 29	2,211	771	993	7	34	406	-
30 - 34	2,107	388	1,272	16	58	373	-
35 - 39	1,942	235	1,411	16	50	230	-
40 - 44	1,597	134	1,177	61	60	165	-
45 - 49	1,485	119	1,119	79	46	122	-
50 - 54	1,275	113	914	114	41	93	-
55 - 59	1,176	100	786	207	32	51	-
60 - 64	1,076	110	620	294	13	39	-
65 - 69	672	52	348	242	15	15	-
70 - 74	328	19	112	184	6	7	-
75 - 79	266	16	81	159	3	7	-
80 years and over	337	24	57	253	2	1	-

Sex, Age Group, and City/Municipality	Total Population 10 Years Old and Over	Marital Status					
		Single	Married	Widowed	Divorced/ Separated	Common-Law/ Live-in	Unknown
<b>PILAR</b>							
<b>Both Sexes</b>	<b>33,463</b>	<b>13,860</b>	<b>14,595</b>	<b>1,503</b>	<b>452</b>	<b>3,014</b>	<b>39</b>
Below 20	8,341	8,013	90	-	-	225	13
20 - 24	3,775	2,434	751	4	20	566	-
25 - 29	3,472	1,349	1,463	7	38	615	-
30 - 34	3,185	665	1,940	24	71	462	23
35 - 39	2,931	406	2,062	32	61	370	-
40 - 44	2,555	274	1,925	68	47	240	1
45 - 49	2,336	202	1,764	104	56	210	-
50 - 54	2,003	169	1,486	149	59	138	2
55 - 59	1,734	129	1,285	179	43	98	-
60 - 64	1,215	73	835	238	29	40	-
65 - 69	853	63	535	204	22	29	-
70 - 74	449	32	241	161	2	13	-
75 - 79	300	26	125	143	2	4	-
80 years and over	314	25	93	190	2	4	-
<b>Male</b>	<b>16,758</b>	<b>7,527</b>	<b>7,217</b>	<b>331</b>	<b>161</b>	<b>1,490</b>	<b>32</b>
Below 20	4,354	4,264	20	-	-	57	13
20 - 24	1,921	1,388	281	-	5	247	-
25 - 29	1,746	784	646	2	7	307	-
30 - 34	1,629	393	941	9	20	248	18
35 - 39	1,451	236	1,003	3	22	187	-
40 - 44	1,268	138	965	17	17	130	1
45 - 49	1,167	104	899	27	25	112	-
50 - 54	1,007	97	764	35	26	85	-
55 - 59	856	59	676	43	14	64	-
60 - 64	556	30	445	49	13	19	-
65 - 69	398	16	314	37	10	21	-
70 - 74	187	8	137	32	1	9	-
75 - 79	120	6	73	38	1	2	-
80 years and over	98	4	53	39	-	2	-
<b>Female</b>	<b>16,705</b>	<b>6,333</b>	<b>7,378</b>	<b>1,172</b>	<b>291</b>	<b>1,524</b>	<b>7</b>
Below 20	3,987	3,749	70	-	-	168	-
20 - 24	1,854	1,046	470	4	15	319	-
25 - 29	1,726	565	817	5	31	308	-
30 - 34	1,556	272	999	15	51	214	5
35 - 39	1,480	170	1,059	29	39	183	-
40 - 44	1,287	136	960	51	30	110	-
45 - 49	1,169	98	865	77	31	98	-
50 - 54	996	72	722	114	33	53	2
55 - 59	878	70	609	136	29	34	-
60 - 64	659	43	390	189	16	21	-
65 - 69	455	47	221	167	12	8	-
70 - 74	262	24	104	129	1	4	-
75 - 79	180	20	52	105	1	2	-
80 years and over	216	21	40	151	2	2	-

Sex, Age Group, and City/Municipality	Total Population 10 Years Old and Over	Marital Status					
		Single	Married	Widowed	Divorced/ Separated	Common-Law/ Live-in	Unknown
<b>SAMAL</b>							
<b>Both Sexes</b>	<b>28,368</b>	<b>12,124</b>	<b>12,151</b>	<b>1,336</b>	<b>275</b>	<b>2,480</b>	<b>2</b>
Below 20	6,803	6,619	31	-	2	151	-
20 - 24	3,081	2,201	443	1	14	422	-
25 - 29	2,909	1,270	1,125	5	19	490	-
30 - 34	2,563	653	1,468	11	32	399	-
35 - 39	2,480	399	1,706	23	46	306	-
40 - 44	2,074	252	1,534	42	36	210	-
45 - 49	1,976	208	1,493	71	20	184	-
50 - 54	1,768	188	1,343	95	33	109	-
55 - 59	1,495	117	1,104	139	37	97	1
60 - 64	1,145	80	802	189	19	54	1
65 - 69	873	58	562	209	10	34	-
70 - 74	441	31	244	153	2	11	-
75 - 79	363	21	171	162	3	6	-
80 years and over	397	27	125	236	2	7	-
<b>Male</b>	<b>14,182</b>	<b>6,556</b>	<b>5,987</b>	<b>303</b>	<b>109</b>	<b>1,226</b>	<b>1</b>
Below 20	3,523	3,479	7	-	2	35	-
20 - 24	1,593	1,247	157	-	2	187	-
25 - 29	1,452	739	469	-	6	238	-
30 - 34	1,321	389	714	4	8	206	-
35 - 39	1,231	226	820	4	21	160	-
40 - 44	1,045	148	752	9	14	122	-
45 - 49	987	115	756	17	6	93	-
50 - 54	898	85	698	30	19	66	-
55 - 59	720	60	566	33	12	48	1
60 - 64	543	33	436	32	10	32	-
65 - 69	404	16	312	45	6	25	-
70 - 74	171	7	126	33	-	5	-
75 - 79	147	5	99	37	2	4	-
80 years and over	147	7	75	59	1	5	-
<b>Female</b>	<b>14,186</b>	<b>5,568</b>	<b>6,164</b>	<b>1,033</b>	<b>166</b>	<b>1,254</b>	<b>1</b>
Below 20	3,280	3,140	24	-	-	116	-
20 - 24	1,488	954	286	1	12	235	-
25 - 29	1,457	531	656	5	13	252	-
30 - 34	1,242	264	754	7	24	193	-
35 - 39	1,249	173	886	19	25	146	-
40 - 44	1,029	104	782	33	22	88	-
45 - 49	989	93	737	54	14	91	-
50 - 54	870	103	645	65	14	43	-
55 - 59	775	57	538	106	25	49	-
60 - 64	602	47	366	157	9	22	1
65 - 69	469	42	250	164	4	9	-
70 - 74	270	24	118	120	2	6	-
75 - 79	216	16	72	125	1	2	-
80 years and over	250	20	50	177	1	2	-

Source: **Philippine Statistics Authority, 2015 Census of Population** SEP2021/pop\_10 yrs old&over\_agegrp\_maritalstatus&sex

**Table 1.12**  
**Household Population 10 Years Old and Over by Age Group,**  
**Marital Status and Sex by City/Municipality**  
*Bataan 2015*

Sex, Age Group, and City/Municipality	Total Population 10 Years Old and Over	Marital Status					
		Single	Married	Widowed	Divorced/ Separated	Common- Law/ Live-in	Unknown
<b>BATAAN</b>							
<b>Both Sexes</b>	<b>601,471</b>	<b>250,455</b>	<b>243,688</b>	<b>26,346</b>	<b>10,339</b>	<b>70,539</b>	<b>104</b>
Below 20	147,902	142,588	746	8	65	4,492	3
20 - 24	69,808	46,315	9,439	63	495	13,485	11
25 - 29	63,346	25,231	22,430	134	1,008	14,526	17
30 - 34	57,365	12,705	31,762	281	1,376	11,229	12
35 - 39	53,509	7,106	35,684	527	1,555	8,630	7
40 - 44	44,652	4,529	31,900	903	1,429	5,882	9
45 - 49	41,653	3,694	30,580	1,549	1,271	4,547	12
50 - 54	35,507	2,871	26,093	2,378	1,115	3,042	8
55 - 59	30,104	2,062	21,695	3,301	866	2,169	11
60 - 64	23,211	1,432	15,559	4,220	611	1,385	4
65 - 69	15,697	906	9,784	4,011	313	679	4
70 - 74	7,669	431	4,057	2,812	113	254	2
75 - 79	5,621	280	2,453	2,680	79	127	2
80 years and over	5,427	305	1,506	3,479	43	92	2
<b>Male</b>	<b>300,390</b>	<b>135,847</b>	<b>120,403</b>	<b>5,577</b>	<b>3,631</b>	<b>34,884</b>	<b>48</b>
Below 20	76,518	75,239	180	2	8	1,088	1
20 - 24	35,446	26,207	3,243	17	128	5,848	3
25 - 29	31,893	14,615	9,729	38	268	7,235	8
30 - 34	28,820	7,482	14,958	76	430	5,865	9
35 - 39	26,926	4,149	17,416	143	553	4,663	2
40 - 44	22,400	2,600	15,821	234	559	3,183	3
45 - 49	20,730	2,029	15,399	361	476	2,459	6
50 - 54	17,521	1,431	13,411	566	449	1,660	4
55 - 59	14,610	991	11,332	696	303	1,280	8
60 - 64	11,006	558	8,508	858	225	856	1
65 - 69	7,291	301	5,604	823	126	436	1
70 - 74	3,297	117	2,390	565	55	169	1
75 - 79	2,189	74	1,474	531	33	76	1
80 and over	1,743	54	938	667	18	66	-
<b>Female</b>	<b>301,081</b>	<b>114,608</b>	<b>123,285</b>	<b>20,769</b>	<b>6,708</b>	<b>35,655</b>	<b>56</b>
Below 20	71,384	67,349	566	6	57	3,404	2
20 - 24	34,362	20,108	6,196	46	367	7,637	8
25 - 29	31,453	10,616	12,701	96	740	7,291	9
30 - 34	28,545	5,223	16,804	205	946	5,364	3
35 - 39	26,583	2,957	18,268	384	1,002	3,967	5
40 - 44	22,252	1,929	16,079	669	870	2,699	6
45 - 49	20,923	1,665	15,181	1,188	795	2,088	6
50 - 54	17,986	1,440	12,682	1,812	666	1,382	4
55 - 59	15,494	1,071	10,363	2,605	563	889	3
60 - 64	12,205	874	7,051	3,362	386	529	3
65 - 69	8,406	605	4,180	3,188	187	243	3
70 - 74	4,372	314	1,667	2,247	58	85	1
75 - 79	3,432	206	979	2,149	46	51	1
80 years and over	3,684	251	568	2,812	25	26	2

Sex, Age Group, and City/Municipality	Total Population 10 Years Old and Over	Marital Status					
		Single	Married	Widowed	Divorced/ Separated	Common- Law/ Live-in	Unknown
<b>ABUCAY</b>							
<b>Both Sexes</b>	<b>31,996</b>	<b>12,684</b>	<b>13,831</b>	<b>1,534</b>	<b>554</b>	<b>3,376</b>	<b>17</b>
Below 20	7,200	6,955	31	-	3	210	1
20 - 24	3,539	2,317	543	2	17	656	4
25 - 29	3,183	1,313	1,191	4	43	629	3
30 - 34	2,957	649	1,688	14	74	530	2
35 - 39	2,975	423	2,025	26	94	405	2
40 - 44	2,540	267	1,820	53	97	303	-
45 - 49	2,307	252	1,672	88	63	230	2
50 - 54	1,922	156	1,437	131	43	154	1
55 - 59	1,688	131	1,233	160	54	110	-
60 - 64	1,436	88	969	253	37	89	-
65 - 69	1,062	70	694	244	13	40	1
70 - 74	468	21	279	156	5	6	1
75 - 79	328	21	150	144	6	7	-
80 years and over	391	21	99	259	5	7	-
<b>Male</b>	<b>16,031</b>	<b>6,947</b>	<b>6,819</b>	<b>368</b>	<b>225</b>	<b>1,666</b>	<b>6</b>
Below 20	3,738	3,677	7	-	-	54	-
20 - 24	1,770	1,294	181	-	7	287	1
25 - 29	1,607	761	527	-	17	301	1
30 - 34	1,500	421	787	5	23	263	1
35 - 39	1,516	256	982	9	39	230	-
40 - 44	1,288	166	895	12	40	175	-
45 - 49	1,141	149	822	25	26	117	2
50 - 54	967	76	739	45	21	85	1
55 - 59	837	69	649	37	25	57	-
60 - 64	689	35	528	58	11	57	-
65 - 69	496	25	379	62	5	25	-
70 - 74	224	5	171	38	5	5	-
75 - 79	126	5	90	24	2	5	-
80 years and over	132	8	62	53	4	5	-
<b>Female</b>	<b>15,965</b>	<b>5,737</b>	<b>7,012</b>	<b>1,166</b>	<b>329</b>	<b>1,710</b>	<b>11</b>
Below 20	3,462	3,278	24	-	3	156	1
20 - 24	1,769	1,023	362	2	10	369	3
25 - 29	1,576	552	664	4	26	328	2
30 - 34	1,457	228	901	9	51	267	1
35 - 39	1,459	167	1,043	17	55	175	2
40 - 44	1,252	101	925	41	57	128	-
45 - 49	1,166	103	850	63	37	113	-
50 - 54	955	80	698	86	22	69	-
55 - 59	851	62	584	123	29	53	-
60 - 64	747	53	441	195	26	32	-
65 - 69	566	45	315	182	8	15	1
70 - 74	244	16	108	118	-	1	1
75 - 79	202	16	60	120	4	2	-
80 years and over	259	13	37	206	1	2	-

Sex, Age Group, and City/Municipality	Total Population 10 Years Old and Over	Marital Status					
		Single	Married	Widowed	Divorced/ Separated	Common- Law/ Live-in	Unknown
<b>BAGAC</b>							
<b>Both Sexes</b>	<b>21,092</b>	<b>8,448</b>	<b>9,083</b>	<b>831</b>	<b>303</b>	<b>2,427</b>	-
Below 20	5,085	4,922	18	-	-	145	-
20 - 24	2,340	1,572	327	1	7	433	-
25 - 29	2,136	834	798	3	27	474	-
30 - 34	2,085	448	1,234	10	40	353	-
35 - 39	1,877	202	1,313	18	47	297	-
40 - 44	1,506	117	1,099	30	48	212	-
45 - 49	1,437	102	1,101	38	33	163	-
50 - 54	1,247	78	942	79	33	115	-
55 - 59	1,146	59	843	105	35	104	-
60 - 64	921	49	666	117	17	72	-
65 - 69	594	33	404	119	8	30	-
70 - 74	258	14	146	82	3	13	-
75 - 79	210	8	110	82	2	8	-
80 years and over	250	10	82	147	3	8	-
<b>Male</b>	<b>10,627</b>	<b>4,686</b>	<b>4,450</b>	<b>169</b>	<b>130</b>	<b>1,192</b>	-
Below 20	2,693	2,662	2	-	-	29	-
20 - 24	1,188	891	108	-	1	188	-
25 - 29	1,057	486	323	1	11	236	-
30 - 34	1,075	282	575	4	18	196	-
35 - 39	947	118	644	3	23	159	-
40 - 44	758	78	534	10	21	115	-
45 - 49	715	59	555	10	17	74	-
50 - 54	614	34	486	21	13	60	-
55 - 59	564	32	439	22	8	63	-
60 - 64	456	25	362	22	10	37	-
65 - 69	279	10	224	23	2	20	-
70 - 74	121	4	91	15	3	8	-
75 - 79	79	2	59	14	1	3	-
80 years and over	81	3	48	24	2	4	-
<b>Female</b>	<b>10,465</b>	<b>3,762</b>	<b>4,633</b>	<b>662</b>	<b>173</b>	<b>1,235</b>	-
Below 20	2,392	2,260	16	-	-	116	-
20 - 24	1,152	681	219	1	6	245	-
25 - 29	1,079	348	475	2	16	238	-
30 - 34	1,010	166	659	6	22	157	-
35 - 39	930	84	669	15	24	138	-
40 - 44	748	39	565	20	27	97	-
45 - 49	722	43	546	28	16	89	-
50 - 54	633	44	456	58	20	55	-
55 - 59	582	27	404	83	27	41	-
60 - 64	465	24	304	95	7	35	-
65 - 69	315	23	180	96	6	10	-
70 - 74	137	10	55	67	-	5	-
75 - 79	131	6	51	68	1	5	-
80 years and over	169	7	34	123	1	4	-

Sex, Age Group, and City/Municipality	Total Population 10 Years Old and Over	Marital Status					
		Single	Married	Widowed	Divorced/ Separated	Common-Law/ Live-in	Unknown
<b>CITY OF BALANGA (Capital)</b>							
<b>Both Sexes</b>	<b>75,731</b>	<b>31,930</b>	<b>31,294</b>	<b>3,571</b>	<b>1,528</b>	<b>7,407</b>	<b>1</b>
Below 20	18,468	17,883	77	-	10	498	-
20 - 24	8,573	6,061	1,070	6	68	1,368	-
25 - 29	7,603	3,192	2,695	16	155	1,545	-
30 - 34	7,182	1,677	4,122	37	207	1,139	-
35 - 39	6,738	915	4,615	72	210	926	-
40 - 44	5,732	609	4,182	110	219	612	-
45 - 49	5,340	503	3,947	204	208	478	-
50 - 54	4,596	371	3,378	337	177	333	-
55 - 59	3,847	264	2,811	430	113	229	-
60 - 64	3,100	207	2,035	608	96	154	-
65 - 69	2,130	123	1,335	553	43	75	1
70 - 74	960	59	512	353	12	24	-
75 - 79	726	30	314	358	8	16	-
80 years and over	736	36	201	487	2	10	-
<b>Male</b>	<b>37,317</b>	<b>16,992</b>	<b>15,484</b>	<b>684</b>	<b>496</b>	<b>3,661</b>	<b>-</b>
Below 20	9,442	9,283	26	-	1	132	-
20 - 24	4,317	3,316	370	2	20	609	-
25 - 29	3,703	1,806	1,124	4	33	736	-
30 - 34	3,565	981	1,925	5	62	592	-
35 - 39	3,367	513	2,256	10	76	512	-
40 - 44	2,872	353	2,081	23	92	323	-
45 - 49	2,642	284	1,983	41	71	263	-
50 - 54	2,239	197	1,730	73	60	179	-
55 - 59	1,841	114	1,460	92	33	142	-
60 - 64	1,408	72	1,111	106	22	97	-
65 - 69	979	41	776	107	16	39	-
70 - 74	433	18	322	67	7	19	-
75 - 79	280	8	191	68	2	11	-
80 years and over	229	6	129	86	1	7	-
<b>Female</b>	<b>38,414</b>	<b>14,938</b>	<b>15,810</b>	<b>2,887</b>	<b>1,032</b>	<b>3,746</b>	<b>1</b>
Below 20	9,026	8,600	51	-	9	366	-
20 - 24	4,256	2,745	700	4	48	759	-
25 - 29	3,900	1,386	1,571	12	122	809	-
30 - 34	3,617	696	2,197	32	145	547	-
35 - 39	3,371	402	2,359	62	134	414	-
40 - 44	2,860	256	2,101	87	127	289	-
45 - 49	2,698	219	1,964	163	137	215	-
50 - 54	2,357	174	1,648	264	117	154	-
55 - 59	2,006	150	1,351	338	80	87	-
60 - 64	1,692	135	924	502	74	57	-
65 - 69	1,151	82	559	446	27	36	1
70 - 74	527	41	190	286	5	5	-
75 - 79	446	22	123	290	6	5	-
80 years and over	507	30	72	401	1	3	-



Sex, Age Group, and City/Municipality	Total Population 10 Years Old and Over	Marital Status					
		Single	Married	Widowed	Divorced/ Separated	Common- Law/ Live-in	Unknown
<b>DINALUPIHAN</b>							
<b>Both Sexes</b>	<b>84,080</b>	<b>35,514</b>	<b>32,122</b>	<b>3,738</b>	<b>1,683</b>	<b>11,002</b>	<b>21</b>
Below 20	21,535	20,731	101	6	10	687	-
20 - 24	9,698	6,358	1,214	9	90	2,023	4
25 - 29	8,798	3,521	2,903	25	176	2,168	5
30 - 34	7,881	1,733	4,155	35	213	1,742	3
35 - 39	7,201	970	4,541	86	244	1,359	1
40 - 44	6,265	647	4,252	124	244	998	-
45 - 49	5,844	506	4,163	222	228	721	4
50 - 54	4,856	376	3,440	331	165	544	-
55 - 59	4,012	255	2,860	414	113	369	1
60 - 64	3,097	162	2,055	571	92	216	1
65 - 69	2,075	111	1,255	549	57	103	-
70 - 74	1,198	64	633	425	31	45	-
75 - 79	869	37	359	440	16	16	1
80 years and over	751	43	191	501	4	11	1
<b>Male</b>	<b>42,188</b>	<b>19,526</b>	<b>15,895</b>	<b>782</b>	<b>543</b>	<b>5,434</b>	<b>8</b>
Below 20	11,233	11,038	23	1	1	170	-
20 - 24	5,035	3,741	403	1	24	865	1
25 - 29	4,419	2,035	1,256	8	45	1,074	1
30 - 34	3,869	1,015	1,897	6	63	886	2
35 - 39	3,614	589	2,208	22	79	716	-
40 - 44	3,142	372	2,107	31	86	546	-
45 - 49	2,894	288	2,075	49	76	403	3
50 - 54	2,428	187	1,808	89	57	287	-
55 - 59	2,026	121	1,549	87	40	229	-
60 - 64	1,488	71	1,142	111	28	136	-
65 - 69	959	34	718	115	21	71	-
70 - 74	488	22	351	73	13	29	-
75 - 79	357	12	235	88	8	13	1
80 years and over	236	1	123	101	2	9	-
<b>Female</b>	<b>41,892</b>	<b>15,988</b>	<b>16,227</b>	<b>2,956</b>	<b>1,140</b>	<b>5,568</b>	<b>13</b>
Below 20	10,302	9,693	78	5	9	517	-
20 - 24	4,663	2,617	811	8	66	1,158	3
25 - 29	4,379	1,486	1,647	17	131	1,094	4
30 - 34	4,012	718	2,258	29	150	856	1
35 - 39	3,587	381	2,333	64	165	643	1
40 - 44	3,123	275	2,145	93	158	452	-
45 - 49	2,950	218	2,088	173	152	318	1
50 - 54	2,428	189	1,632	242	108	257	-
55 - 59	1,986	134	1,311	327	73	140	1
60 - 64	1,609	91	913	460	64	80	1
65 - 69	1,116	77	537	434	36	32	-
70 - 74	710	42	282	352	18	16	-
75 - 79	512	25	124	352	8	3	-
80 years and over	515	42	68	400	2	2	1

Sex, Age Group, and City/Municipality	Total Population 10 Years Old and Over	Marital Status					
		Single	Married	Widowed	Divorced/ Separated	Common- Law/ Live-in	Unknown
<b>HERMOSA</b>							
<b>Both Sexes</b>	<b>51,404</b>	<b>20,856</b>	<b>20,162</b>	<b>2,401</b>	<b>1,067</b>	<b>6,902</b>	<b>16</b>
Below 20	12,957	12,387	69	1	12	488	-
20 - 24	5,946	3,733	820	6	66	1,319	2
25 - 29	5,369	1,952	1,915	12	107	1,380	3
30 - 34	4,762	939	2,610	20	144	1,049	-
35 - 39	4,528	533	2,956	50	166	823	-
40 - 44	3,869	398	2,616	80	149	624	2
45 - 49	3,592	275	2,612	131	119	454	1
50 - 54	2,964	201	2,145	215	114	289	-
55 - 59	2,420	156	1,682	302	74	201	5
60 - 64	1,914	122	1,218	355	65	154	-
65 - 69	1,382	74	834	373	31	68	2
70 - 74	752	36	358	316	13	28	1
75 - 79	519	29	223	248	4	15	-
80 years and over	430	21	104	292	3	10	-
<b>Male</b>	<b>25,857</b>	<b>11,506</b>	<b>10,027</b>	<b>525</b>	<b>376</b>	<b>3,414</b>	<b>9</b>
Below 20	6,718	6,588	15	1	2	112	-
20 - 24	3,044	2,161	281	1	16	584	1
25 - 29	2,743	1,170	831	2	31	707	2
30 - 34	2,354	576	1,193	7	41	537	-
35 - 39	2,334	337	1,494	18	56	429	-
40 - 44	1,920	251	1,258	16	65	330	-
45 - 49	1,802	153	1,314	30	49	255	1
50 - 54	1,484	101	1,149	39	40	155	-
55 - 59	1,217	80	927	62	27	118	3
60 - 64	915	43	673	75	27	97	-
65 - 69	644	26	472	79	14	52	1
70 - 74	336	7	220	82	7	19	1
75 - 79	215	11	133	60	-	11	-
80 years and over	131	2	67	53	1	8	-
<b>Female</b>	<b>25,547</b>	<b>9,350</b>	<b>10,135</b>	<b>1,876</b>	<b>691</b>	<b>3,488</b>	<b>7</b>
Below 20	6,239	5,799	54	-	10	376	-
20 - 24	2,902	1,572	539	5	50	735	1
25 - 29	2,626	782	1,084	10	76	673	1
30 - 34	2,408	363	1,417	13	103	512	-
35 - 39	2,194	196	1,462	32	110	394	-
40 - 44	1,949	147	1,358	64	84	294	2
45 - 49	1,790	122	1,298	101	70	199	-
50 - 54	1,480	100	996	176	74	134	-
55 - 59	1,203	76	755	240	47	83	2
60 - 64	999	79	545	280	38	57	-
65 - 69	738	48	362	294	17	16	1
70 - 74	416	29	138	234	6	9	-
75 - 79	304	18	90	188	4	4	-
80 years and over	299	19	37	239	2	2	-

Sex, Age Group, and City/Municipality	Total Population 10 Years Old and Over	Marital Status					
		Single	Married	Widowed	Divorced/ Separated	Common- Law/ Live-in	Unknown
<b>LIMAY</b>							
<b>Both Sexes</b>	<b>53,226</b>	<b>21,687</b>	<b>20,714</b>	<b>2,144</b>	<b>1,076</b>	<b>7,599</b>	<b>6</b>
Below 20	13,648	13,069	53	-	5	519	2
20 - 24	6,394	4,034	762	11	53	1,533	1
25 - 29	5,809	1,988	2,099	13	105	1,604	-
30 - 34	5,130	970	2,825	15	149	1,169	2
35 - 39	4,638	464	3,077	47	161	889	-
40 - 44	3,780	318	2,674	68	128	592	-
45 - 49	3,551	244	2,597	117	109	484	-
50 - 54	3,054	217	2,209	189	117	322	-
55 - 59	2,636	158	1,853	283	112	229	1
60 - 64	1,928	94	1,279	347	83	125	-
65 - 69	1,280	68	750	347	32	83	-
70 - 74	556	22	266	225	10	33	-
75 - 79	413	16	168	216	6	7	-
80 years and over	409	25	102	266	6	10	-
<b>Male</b>	<b>26,867</b>	<b>11,976</b>	<b>10,320</b>	<b>438</b>	<b>385</b>	<b>3,745</b>	<b>3</b>
Below 20	7,108	6,971	14	-	1	121	1
20 - 24	3,265	2,361	250	2	12	640	-
25 - 29	2,991	1,229	901	5	30	826	-
30 - 34	2,621	579	1,359	5	52	625	1
35 - 39	2,328	283	1,505	17	61	462	-
40 - 44	1,909	175	1,335	17	45	337	-
45 - 49	1,801	129	1,347	25	39	261	-
50 - 54	1,506	108	1,123	33	52	190	-
55 - 59	1,293	79	1,002	51	39	121	1
60 - 64	922	29	709	69	35	80	-
65 - 69	598	18	447	71	12	50	-
70 - 74	245	4	163	55	3	20	-
75 - 79	153	7	95	45	2	4	-
80 years and over	127	4	70	43	2	8	-
<b>Female</b>	<b>26,359</b>	<b>9,711</b>	<b>10,394</b>	<b>1,706</b>	<b>691</b>	<b>3,854</b>	<b>3</b>
Below 20	6,540	6,098	39	-	4	398	1
20 - 24	3,129	1,673	512	9	41	893	1
25 - 29	2,818	759	1,198	8	75	778	-
30 - 34	2,509	391	1,466	10	97	544	1
35 - 39	2,310	181	1,572	30	100	427	-
40 - 44	1,871	143	1,339	51	83	255	-
45 - 49	1,750	115	1,250	92	70	223	-
50 - 54	1,548	109	1,086	156	65	132	-
55 - 59	1,343	79	851	232	73	108	-
60 - 64	1,006	65	570	278	48	45	-
65 - 69	682	50	303	276	20	33	-
70 - 74	311	18	103	170	7	13	-
75 - 79	260	9	73	171	4	3	-
80 years and over	282	21	32	223	4	2	-

Sex, Age Group, and City/Municipality	Total Population 10 Years Old and Over	Marital Status					
		Single	Married	Widowed	Divorced/ Separated	Common- Law/ Live-in	Unknown
<b>MARIVELES</b>							
<b>Both Sexes</b>	<b>101,308</b>	<b>43,672</b>	<b>39,449</b>	<b>3,696</b>	<b>1,334</b>	<b>13,128</b>	<b>29</b>
Below 20	24,958	24,143	115	-	9	691	-
20 - 24	12,820	8,700	1,449	7	63	2,601	-
25 - 29	11,317	4,754	3,475	17	125	2,942	4
30 - 34	10,111	2,327	5,327	54	172	2,228	3
35 - 39	9,758	1,346	6,418	83	215	1,693	3
40 - 44	7,520	702	5,456	125	185	1,048	4
45 - 49	6,799	594	5,042	242	163	753	5
50 - 54	5,765	442	4,300	377	154	488	4
55 - 59	4,807	297	3,488	564	117	338	3
60 - 64	3,333	176	2,273	621	72	190	1
65 - 69	2,010	94	1,215	571	31	99	-
70 - 74	927	46	503	334	9	35	-
75 - 79	645	31	248	340	12	13	1
80 years and over	538	20	140	361	7	9	1
<b>Male</b>	<b>49,929</b>	<b>22,827</b>	<b>19,419</b>	<b>750</b>	<b>414</b>	<b>6,505</b>	<b>14</b>
Below 20	12,692	12,502	29	-	1	160	-
20 - 24	6,417	4,706	538	2	21	1,150	-
25 - 29	5,661	2,618	1,555	8	28	1,449	3
30 - 34	5,064	1,261	2,554	17	54	1,175	3
35 - 39	4,833	720	3,087	24	58	942	2
40 - 44	3,728	341	2,735	39	69	542	2
45 - 49	3,370	276	2,580	49	51	414	-
50 - 54	2,725	172	2,150	92	53	257	1
55 - 59	2,165	112	1,701	110	35	204	3
60 - 64	1,571	58	1,250	127	22	114	-
65 - 69	915	36	701	106	12	60	-
70 - 74	384	12	296	50	2	24	-
75 - 79	237	8	159	56	6	8	-
80 years and over	167	5	84	70	2	6	-
<b>Female</b>	<b>51,379</b>	<b>20,845</b>	<b>20,030</b>	<b>2,946</b>	<b>920</b>	<b>6,623</b>	<b>15</b>
Below 20	12,266	11,641	86	-	8	531	-
20 - 24	6,403	3,994	911	5	42	1,451	-
25 - 29	5,656	2,136	1,920	9	97	1,493	1
30 - 34	5,047	1,066	2,773	37	118	1,053	-
35 - 39	4,925	626	3,331	59	157	751	1
40 - 44	3,792	361	2,721	86	116	506	2
45 - 49	3,429	318	2,462	193	112	339	5
50 - 54	3,040	270	2,150	285	101	231	3
55 - 59	2,642	185	1,787	454	82	134	-
60 - 64	1,762	118	1,023	494	50	76	1
65 - 69	1,095	58	514	465	19	39	-
70 - 74	543	34	207	284	7	11	-
75 - 79	408	23	89	284	6	5	1
80 years and over	371	15	56	291	5	3	1

Sex, Age Group, and City/Municipality	Total Population 10 Years Old and Over	Marital Status					
		Single	Married	Widowed	Divorced/ Separated	Common-Law/ Live-in	Unknown
<b>MORONG</b>							
<b>Both Sexes</b>	<b>22,855</b>	<b>9,160</b>	<b>8,187</b>	<b>936</b>	<b>369</b>	<b>4,197</b>	<b>6</b>
Below 20	5,829	5,591	21	-	-	217	-
20 - 24	2,659	1,537	281	4	22	815	-
25 - 29	2,516	867	657	5	46	939	2
30 - 34	2,261	456	1,016	12	41	734	2
35 - 39	1,883	221	1,112	19	51	479	1
40 - 44	1,619	132	1,092	30	40	325	-
45 - 49	1,492	100	1,026	55	43	268	-
50 - 54	1,288	75	916	85	42	170	-
55 - 59	1,128	71	784	122	36	115	-
60 - 64	918	51	624	134	27	81	1
65 - 69	587	26	367	146	11	37	-
70 - 74	261	15	142	89	6	9	-
75 - 79	198	5	88	96	3	6	-
80 years and over	216	13	61	139	1	2	-
<b>Male</b>	<b>11,557</b>	<b>5,076</b>	<b>4,065</b>	<b>186</b>	<b>132</b>	<b>2,094</b>	<b>4</b>
Below 20	3,022	2,969	9	-	-	44	-
20 - 24	1,349	916	97	3	2	331	-
25 - 29	1,290	533	275	1	12	468	1
30 - 34	1,171	275	462	2	14	416	2
35 - 39	956	131	538	6	11	270	-
40 - 44	829	74	553	9	19	174	-
45 - 49	738	53	507	14	19	145	-
50 - 54	643	37	468	23	18	97	-
55 - 59	571	47	417	22	16	69	-
60 - 64	461	25	346	29	11	49	1
65 - 69	283	7	226	23	6	21	-
70 - 74	112	4	83	16	3	6	-
75 - 79	66	-	46	18	-	2	-
80 years and over	66	5	38	20	1	2	-
<b>Female</b>	<b>11,298</b>	<b>4,084</b>	<b>4,122</b>	<b>750</b>	<b>237</b>	<b>2,103</b>	<b>2</b>
Below 20	2,807	2,622	12	-	-	173	-
20 - 24	1,310	621	184	1	20	484	-
25 - 29	1,226	334	382	4	34	471	1
30 - 34	1,090	181	554	10	27	318	-
35 - 39	927	90	574	13	40	209	1
40 - 44	790	58	539	21	21	151	-
45 - 49	754	47	519	41	24	123	-
50 - 54	645	38	448	62	24	73	-
55 - 59	557	24	367	100	20	46	-
60 - 64	457	26	278	105	16	32	-
65 - 69	304	19	141	123	5	16	-
70 - 74	149	11	59	73	3	3	-
75 - 79	132	5	42	78	3	4	-
80 years and over	150	8	23	119	-	-	-

Sex, Age Group, and City/Municipality	Total Population 10 Years Old and Over	Marital Status					
		Single	Married	Widowed	Divorced/ Separated	Common- Law/ Live-in	Unknown
<b>ORANI</b>							
Both Sexes	53,572	21,954	23,581	2,587	1,084	4,362	4
Below 20	12,246	11,842	95	1	12	296	-
20 - 24	5,972	4,029	1,072	8	53	810	-
25 - 29	5,719	2,307	2,410	15	125	862	-
30 - 34	4,998	1,206	2,963	26	148	655	-
35 - 39	4,545	697	3,104	44	163	537	-
40 - 44	3,944	464	2,891	90	142	355	2
45 - 49	3,994	416	2,922	172	150	334	-
50 - 54	3,493	339	2,608	248	107	189	2
55 - 59	2,892	245	2,091	336	79	141	-
60 - 64	2,258	158	1,520	424	48	108	-
65 - 69	1,583	114	1,011	392	29	37	-
70 - 74	823	64	444	286	11	18	-
75 - 79	608	36	287	258	12	15	-
80 years and over	497	37	163	287	5	5	-
<b>Male</b>	<b>26,822</b>	<b>12,062</b>	<b>11,584</b>	<b>605</b>	<b>423</b>	<b>2,146</b>	<b>2</b>
Below 20	6,372	6,274	15	-	-	83	-
20 - 24	3,013	2,286	341	3	11	372	-
25 - 29	2,906	1,331	1,112	2	40	421	-
30 - 34	2,498	712	1,408	5	48	325	-
35 - 39	2,332	442	1,534	16	60	280	-
40 - 44	1,988	287	1,424	29	57	191	-
45 - 49	1,973	246	1,439	48	64	176	-
50 - 54	1,731	190	1,320	58	60	101	2
55 - 59	1,394	137	1,069	77	33	78	-
60 - 64	1,126	75	842	111	23	75	-
65 - 69	740	52	561	93	11	23	-
70 - 74	348	18	253	56	8	13	-
75 - 79	233	6	165	49	7	6	-
80 years and over	168	6	101	58	1	2	-
<b>Female</b>	<b>26,750</b>	<b>9,892</b>	<b>11,997</b>	<b>1,982</b>	<b>661</b>	<b>2,216</b>	<b>2</b>
Below 20	5,874	5,568	80	1	12	213	-
20 - 24	2,959	1,743	731	5	42	438	-
25 - 29	2,813	976	1,298	13	85	441	-
30 - 34	2,500	494	1,555	21	100	330	-
35 - 39	2,213	255	1,570	28	103	257	-
40 - 44	1,956	177	1,467	61	85	164	2
45 - 49	2,021	170	1,483	124	86	158	-
50 - 54	1,762	149	1,288	190	47	88	-
55 - 59	1,498	108	1,022	259	46	63	-
60 - 64	1,132	83	678	313	25	33	-
65 - 69	843	62	450	299	18	14	-
70 - 74	475	46	191	230	3	5	-
75 - 79	375	30	122	209	5	9	-
80 years and over	329	31	62	229	4	3	-

Sex, Age Group, and City/Municipality	Total Population 10 Years Old and Over	Marital Status					
		Single	Married	Widowed	Divorced/ Separated	Common- Law/ Live-in	Unknown
<b>ORION</b>							
<b>Both Sexes</b>	<b>44,488</b>	<b>18,628</b>	<b>18,531</b>	<b>2,069</b>	<b>614</b>	<b>4,646</b>	-
Below 20	10,856	10,444	45	-	2	365	-
20 - 24	5,024	3,349	709	4	22	940	-
25 - 29	4,526	1,891	1,703	12	42	878	-
30 - 34	4,289	996	2,416	23	85	769	-
35 - 39	3,964	539	2,755	27	97	546	-
40 - 44	3,250	351	2,359	83	94	363	-
45 - 49	2,989	296	2,241	105	79	268	-
50 - 54	2,555	261	1,890	142	71	191	-
55 - 59	2,303	182	1,663	267	53	138	-
60 - 64	1,947	173	1,283	363	26	102	-
65 - 69	1,269	72	823	304	26	44	-
70 - 74	576	27	289	232	9	19	-
75 - 79	442	20	210	193	5	14	-
80 years and over	498	27	145	314	3	9	-
<b>Male</b>	<b>22,345</b>	<b>10,217</b>	<b>9,144</b>	<b>436</b>	<b>237</b>	<b>2,311</b>	-
Below 20	5,646	5,542	13	-	-	91	-
20 - 24	2,544	1,908	238	3	7	388	-
25 - 29	2,324	1,128	711	5	8	472	-
30 - 34	2,185	610	1,145	7	27	396	-
35 - 39	2,025	306	1,345	11	47	316	-
40 - 44	1,654	218	1,182	22	34	198	-
45 - 49	1,504	177	1,122	26	33	146	-
50 - 54	1,280	148	976	28	30	98	-
55 - 59	1,129	82	879	60	21	87	-
60 - 64	872	63	664	69	13	63	-
65 - 69	597	20	475	62	11	29	-
70 - 74	248	8	177	48	3	12	-
75 - 79	176	4	129	34	2	7	-
80 years and over	161	3	88	61	1	8	-
<b>Female</b>	<b>22,143</b>	<b>8,411</b>	<b>9,387</b>	<b>1,633</b>	<b>377</b>	<b>2,335</b>	-
Below 20	5,210	4,902	32	-	2	274	-
20 - 24	2,480	1,441	471	1	15	552	-
25 - 29	2,202	763	992	7	34	406	-
30 - 34	2,104	386	1,271	16	58	373	-
35 - 39	1,939	233	1,410	16	50	230	-
40 - 44	1,596	133	1,177	61	60	165	-
45 - 49	1,485	119	1,119	79	46	122	-
50 - 54	1,275	113	914	114	41	93	-
55 - 59	1,174	100	784	207	32	51	-
60 - 64	1,075	110	619	294	13	39	-
65 - 69	672	52	348	242	15	15	-
70 - 74	328	19	112	184	6	7	-
75 - 79	266	16	81	159	3	7	-
80 years and over	337	24	57	253	2	1	-

Sex, Age Group, and City/Municipality	Total Population 10 Years Old and Over	Marital Status					
		Single	Married	Widowed	Divorced/ Separated	Common- Law/ Live-in	Unknown
<b>PILAR</b>							
<b>Both Sexes</b>	<b>33,371</b>	<b>13,817</b>	<b>14,584</b>	<b>1,503</b>	<b>452</b>	<b>3,013</b>	<b>2</b>
Below 20	8,317	8,002	90	-	-	225	-
20 - 24	3,762	2,424	749	4	20	565	-
25 - 29	3,462	1,343	1,459	7	38	615	-
30 - 34	3,152	657	1,938	24	71	462	-
35 - 39	2,927	402	2,062	32	61	370	-
40 - 44	2,554	273	1,925	68	47	240	1
45 - 49	2,336	202	1,764	104	56	210	-
50 - 54	2,000	168	1,485	149	59	138	1
55 - 59	1,732	128	1,284	179	43	98	-
60 - 64	1,214	72	835	238	29	40	-
65 - 69	852	63	534	204	22	29	-
70 - 74	449	32	241	161	2	13	-
75 - 79	300	26	125	143	2	4	-
80 years and over	314	25	93	190	2	4	-
<b>Male</b>	<b>16,686</b>	<b>7,493</b>	<b>7,210</b>	<b>331</b>	<b>161</b>	<b>1,490</b>	<b>1</b>
Below 20	4,331	4,254	20	-	-	57	-
20 - 24	1,911	1,380	279	-	5	247	-
25 - 29	1,740	779	645	2	7	307	-
30 - 34	1,602	386	939	9	20	248	-
35 - 39	1,448	233	1,003	3	22	187	-
40 - 44	1,268	138	965	17	17	130	1
45 - 49	1,167	104	899	27	25	112	-
50 - 54	1,007	97	764	35	26	85	-
55 - 59	855	59	675	43	14	64	-
60 - 64	555	29	445	49	13	19	-
65 - 69	397	16	313	37	10	21	-
70 - 74	187	8	137	32	1	9	-
75 - 79	120	6	73	38	1	2	-
80 years and over	98	4	53	39	-	2	-
<b>Female</b>	<b>16,685</b>	<b>6,324</b>	<b>7,374</b>	<b>1,172</b>	<b>291</b>	<b>1,523</b>	<b>1</b>
Below 20	3,986	3,748	70	-	-	168	-
20 - 24	1,851	1,044	470	4	15	318	-
25 - 29	1,722	564	814	5	31	308	-
30 - 34	1,550	271	999	15	51	214	-
35 - 39	1,479	169	1,059	29	39	183	-
40 - 44	1,286	135	960	51	30	110	-
45 - 49	1,169	98	865	77	31	98	-
50 - 54	993	71	721	114	33	53	1
55 - 59	877	69	609	136	29	34	-
60 - 64	659	43	390	189	16	21	-
65 - 69	455	47	221	167	12	8	-
70 - 74	262	24	104	129	1	4	-
75 - 79	180	20	52	105	1	2	-
80 years and over	216	21	40	151	2	2	-



Sex, Age Group, and City/Municipality	Total Population 10 Years Old and Over	Marital Status					
		Single	Married	Widowed	Divorced/ Separated	Common-Law/ Live-in	Unknown
<b>SAMAL</b>							
<b>Both Sexes</b>	<b>28,348</b>	<b>12,105</b>	<b>12,150</b>	<b>1,336</b>	<b>275</b>	<b>2,480</b>	<b>2</b>
Below 20	6,803	6,619	31	-	2	151	-
20 - 24	3,081	2,201	443	1	14	422	-
25 - 29	2,908	1,269	1,125	5	19	490	-
30 - 34	2,557	647	1,468	11	32	399	-
35 - 39	2,475	394	1,706	23	46	306	-
40 - 44	2,073	251	1,534	42	36	210	-
45 - 49	1,972	204	1,493	71	20	184	-
50 - 54	1,767	187	1,343	95	33	109	-
55 - 59	1,493	116	1,103	139	37	97	1
60 - 64	1,145	80	802	189	19	54	1
65 - 69	873	58	562	209	10	34	-
70 - 74	441	31	244	153	2	11	-
75 - 79	363	21	171	162	3	6	-
80 years and over	397	27	125	236	2	7	-
<b>Male</b>	<b>14,164</b>	<b>6,539</b>	<b>5,986</b>	<b>303</b>	<b>109</b>	<b>1,226</b>	<b>1</b>
Below 20	3,523	3,479	7	-	2	35	-
20 - 24	1,593	1,247	157	-	2	187	-
25 - 29	1,452	739	469	-	6	238	-
30 - 34	1,316	384	714	4	8	206	-
35 - 39	1,226	221	820	4	21	160	-
40 - 44	1,044	147	752	9	14	122	-
45 - 49	983	111	756	17	6	93	-
50 - 54	897	84	698	30	19	66	-
55 - 59	718	59	565	33	12	48	1
60 - 64	543	33	436	32	10	32	-
65 - 69	404	16	312	45	6	25	-
70 - 74	171	7	126	33	-	5	-
75 - 79	147	5	99	37	2	4	-
80 years and over	147	7	75	59	1	5	-
<b>Female</b>	<b>14,184</b>	<b>5,566</b>	<b>6,164</b>	<b>1,033</b>	<b>166</b>	<b>1,254</b>	<b>1</b>
Below 20	3,280	3,140	24	-	-	116	-
20 - 24	1,488	954	286	1	12	235	-
25 - 29	1,456	530	656	5	13	252	-
30 - 34	1,241	263	754	7	24	193	-
35 - 39	1,249	173	886	19	25	146	-
40 - 44	1,029	104	782	33	22	88	-
45 - 49	989	93	737	54	14	91	-
50 - 54	870	103	645	65	14	43	-
55 - 59	775	57	538	106	25	49	-
60 - 64	602	47	366	157	9	22	1
65 - 69	469	42	250	164	4	9	-
70 - 74	270	24	118	120	2	6	-
75 - 79	216	16	72	125	1	2	-
80 years and over	250	20	50	177	1	2	-

Source: **Philippine Statistics Authority, 2015 Census of Population** SEP2021/hhpop\_10 yrs old&over\_agegrp\_maritalstatus&sex

**Table 1.13**  
**Population 5 Years Old and Over**  
**by Highest Grade/Year Completed, Sex and Age**  
*Bataan 2015*

Highest Educational Attainment	Both Sexes	Male	Female
<b>Total</b>	<b>683,210</b>	<b>344,471</b>	<b>338,739</b>
No grade completed	14,272	7,434	6,838
Pre-school	17,729	9,336	8,393
Special Education	307	184	123
Elementary	188,560	95,737	92,823
High School	293,948	152,935	141,013
Post secondary	24,620	12,398	12,222
College undergraduate	66,716	33,123	33,593
Academic degree holder	75,928	32,851	43,077
Post baccalaureate	604	217	387
Not stated	526	256	270

Source: **Philippine Statistics Authority**

SEP2021/pop 5&over\_highest grade/yearcompleted&se\_summary

**Table 1.14**  
**Population 5 Years Old and Over by Highest Grade/Year Completed, Sex and Age by City/Municipality**  
*Bataan 2015*

Highest Grade/Year Completed, Sex and City/Municipality	Total Population 5 Years Old and Over	Age																		
		5	6	7	8	9	10	11	12	13	14	15	16	17	18	19	20 - 24	25 - 29	30 - 34	35 and over
<b>BATAAN</b>																				
<b>Both Sexes</b>	<b>683,210</b>	<b>15,329</b>	<b>15,348</b>	<b>16,085</b>	<b>15,133</b>	<b>14,558</b>	<b>15,218</b>	<b>14,363</b>	<b>14,653</b>	<b>14,391</b>	<b>15,049</b>	<b>15,947</b>	<b>14,139</b>	<b>15,250</b>	<b>15,344</b>	<b>14,741</b>	<b>70,739</b>	<b>64,049</b>	<b>58,025</b>	<b>264,849</b>
No Grade Completed	14,272	8,610	1,067	209	106	70	63	51	64	66	75	249	252	124	85	80	313	253	291	2,244
Pre-School	17,729	6,628	9,305	1,329	197	78	41	22	11	11	9	6	4	4	3	4	18	9	11	39
Special Education	307	-	8	15	13	24	26	13	16	16	21	14	13	13	14	13	34	25	18	11
Elementary	188,560	-	4,965	14,532	14,817	14,386	15,088	14,277	10,947	4,636	2,073	1,572	1,123	1,123	1,138	1,033	5,338	5,543	5,912	70,057
1st - 4th Grade	91,610	-	4,965	14,532	14,817	14,386	11,988	3,441	1,204	647	461	417	288	267	292	257	1,272	1,306	1,428	19,642
5th - 6th Grade	27,307	-	-	-	-	-	3,100	8,623	2,823	764	397	289	202	194	196	168	817	806	834	8,094
Graduate	69,643	-	-	-	-	-	-	2,213	6,920	3,225	1,215	866	633	662	650	608	3,249	3,431	3,650	42,321
High School	293,948	-	-	-	-	-	-	-	3,615	9,662	12,869	14,106	10,922	8,686	7,661	7,089	35,387	33,468	30,055	120,428
Undergraduate	92,063	-	-	-	-	-	-	-	3,615	9,662	12,869	12,946	4,593	2,486	1,926	1,673	7,179	6,402	5,714	22,998
Graduate	201,885	-	-	-	-	-	-	-	-	-	-	1,160	6,329	6,200	5,735	5,416	28,208	27,066	24,341	97,430
Post-Secondary	24,620	-	-	-	-	-	-	-	-	-	-	-	11	45	101	415	3,519	3,612	3,475	13,442
Undergraduate	1,010	-	-	-	-	-	-	-	-	-	-	-	11	45	100	28	165	159	115	387
Graduate	23,610	-	-	-	-	-	-	-	-	-	-	-	-	-	1	387	3,354	3,453	3,360	13,055
College Undergraduate	66,716	-	-	-	-	-	-	-	-	-	-	-	1,807	5,251	6,337	5,720	13,000	7,099	6,306	21,196
Academic Degree Holder	75,928	-	-	-	-	-	-	-	-	-	-	-	-	-	-	383	13,058	13,961	11,857	36,669
Post Baccalaureate	604	-	-	-	-	-	-	-	-	-	-	-	-	-	-	-	22	38	49	495
Not Stated	526	91	3	-	-	-	-	-	-	-	2	-	7	4	5	4	50	41	51	268

Highest Grade/Year Completed, Sex and City/Municipality	Total Population 5 Years Old and Over	Age																		
		5	6	7	8	9	10	11	12	13	14	15	16	17	18	19	20 - 24	25 - 29	30 - 34	35 and over
<b>Male (Bataan)</b>	<b>344,471</b>	<b>7,934</b>	<b>8,012</b>	<b>8,243</b>	<b>7,921</b>	<b>7,567</b>	<b>7,924</b>	<b>7,357</b>	<b>7,558</b>	<b>7,503</b>	<b>7,817</b>	<b>8,351</b>	<b>7,458</b>	<b>7,972</b>	<b>8,101</b>	<b>7,495</b>	<b>36,261</b>	<b>32,491</b>	<b>29,384</b>	<b>129,122</b>
No Grade Completed	7,434	4,530	602	130	66	44	35	36	50	38	49	129	114	73	45	43	193	149	182	926
Pre-School	9,336	3,370	4,917	768	121	38	26	16	9	6	7	3	3	2	3	2	13	3	9	20
Special Education	184	-	5	12	7	15	17	8	9	12	13	12	5	9	5	4	18	16	12	5
Elementary	95,737	-	2,487	7,333	7,727	7,470	7,846	7,297	5,742	2,698	1,324	1,051	779	746	786	706	3,575	3,533	3,642	30,995
1st - 4th Grade	47,962	-	2,487	7,333	7,727	7,470	6,344	2,038	763	426	315	287	218	196	208	182	939	937	942	9,150
5th - 6th Grade	13,902	-	-	-	-	-	1,502	4,228	1,516	458	249	191	145	140	133	121	545	529	498	3,647
Graduate	33,873	-	-	-	-	-	-	1,031	3,463	1,814	760	573	416	410	445	403	2,091	2,067	2,202	18,198
High School	152,935	-	-	-	-	-	-	-	1,748	4,749	6,422	7,156	5,735	4,771	4,253	3,712	18,731	17,323	15,593	62,742
Undergraduate	48,480	-	-	-	-	-	-	-	1,748	4,749	6,422	6,610	2,643	1,515	1,188	960	4,184	3,641	3,200	11,620
Graduate	104,455	-	-	-	-	-	-	-	-	-	-	546	3,092	3,256	3,065	2,752	14,547	13,682	12,393	51,122
Post-Secondary	<b>12,398</b>	-	-	-	-	-	-	-	-	-	-	-	6	24	54	227	1,887	2,044	1,919	6,237
Undergraduate	512	-	-	-	-	-	-	-	-	-	-	-	6	24	53	13	76	77	57	206
Graduate	11,886	-	-	-	-	-	-	-	-	-	-	-	-	-	1	214	1,811	1,967	1,862	6,031
College Undergraduate	33,123	-	-	-	-	-	-	-	-	-	-	-	815	2,344	2,952	2,631	6,600	3,277	2,987	11,517
Academic Degree Holder	32,851	-	-	-	-	-	-	-	-	-	-	-	-	-	-	166	5,201	6,104	4,992	16,388
Post Baccalaureate	217	-	-	-	-	-	-	-	-	-	-	-	-	-	-	-	12	22	20	163
Not Stated	256	34	1	-	-	-	-	-	-	-	2	-	1	3	3	4	31	20	28	129
<b>Female (Bataan)</b>	<b>338,739</b>	<b>7,395</b>	<b>7,336</b>	<b>7,842</b>	<b>7,212</b>	<b>6,991</b>	<b>7,294</b>	<b>7,006</b>	<b>7,095</b>	<b>6,888</b>	<b>7,232</b>	<b>7,596</b>	<b>6,681</b>	<b>7,278</b>	<b>7,243</b>	<b>7,246</b>	<b>34,478</b>	<b>31,558</b>	<b>28,641</b>	<b>135,727</b>
No Grade Completed	6,838	4,080	465	79	40	26	28	15	14	28	26	120	138	51	40	37	120	104	109	1,318
Pre-School	8,393	3,258	4,388	561	76	40	15	6	2	5	2	3	1	2	-	2	5	6	2	19
Special Education	123	-	3	3	6	9	9	5	7	4	8	2	8	4	9	9	16	9	6	6
Elementary	92,823	-	2,478	7,199	7,090	6,916	7,242	6,980	5,205	1,938	749	521	344	377	352	327	1,763	2,010	2,270	39,062
1st - 4th Grade	43,648	-	2,478	7,199	7,090	6,916	5,644	1,403	441	221	146	130	70	71	84	75	333	369	486	10,492
5th - 6th Grade	13,405	-	-	-	-	-	1,598	4,395	1,307	306	148	98	57	54	63	47	272	277	336	4,447
Graduate	35,770	-	-	-	-	-	-	1,182	3,457	1,411	455	293	217	252	205	205	1,158	1,364	1,448	24,123
High School	141,013	-	-	-	-	-	-	-	1,867	4,913	6,447	6,950	5,187	3,915	3,408	3,377	16,656	16,145	14,462	57,686
Undergraduate	43,583	-	-	-	-	-	-	-	1,867	4,913	6,447	6,336	1,950	971	738	713	2,995	2,761	2,514	11,378
Graduate	97,430	-	-	-	-	-	-	-	-	-	-	614	3,237	2,944	2,670	2,664	13,661	13,384	11,948	46,308
Post-Secondary	12,222	-	-	-	-	-	-	-	-	-	-	-	5	21	47	188	1,632	1,568	1,556	7,205
Undergraduate	498	-	-	-	-	-	-	-	-	-	-	-	5	21	47	15	89	82	58	181
Graduate	11,724	-	-	-	-	-	-	-	-	-	-	-	-	-	-	173	1,543	1,486	1,498	7,024
College Undergraduate	33,593	-	-	-	-	-	-	-	-	-	-	-	992	2,907	3,385	3,089	6,400	3,822	3,319	9,679
Academic Degree Holder	43,077	-	-	-	-	-	-	-	-	-	-	-	-	-	-	217	7,857	7,857	6,865	20,281
Post Baccalaureate	387	-	-	-	-	-	-	-	-	-	-	-	-	-	-	-	10	16	29	332
Not Stated	270	57	2	-	-	-	-	-	-	-	-	-	6	1	2	-	19	21	23	139

Highest Grade/Year Completed, Sex and City/Municipality	Total Population 5 Years Old and Over	Age																		
		5	6	7	8	9	10	11	12	13	14	15	16	17	18	19	20 - 24	25 - 29	30 - 34	35 and over
<b>ABUCAY</b>																				
<b>Both Sexes</b>	<b>35,943</b>	<b>789</b>	<b>787</b>	<b>851</b>	<b>739</b>	<b>719</b>	<b>720</b>	<b>670</b>	<b>741</b>	<b>732</b>	<b>768</b>	<b>783</b>	<b>686</b>	<b>733</b>	<b>694</b>	<b>677</b>	<b>3,553</b>	<b>3,200</b>	<b>2,961</b>	<b>15,140</b>
No Grade Completed	564	268	41	7	6	3	3	2	4	4	5	13	7	2	3	2	19	11	18	146
Pre-School	1,124	511	519	75	7	3	2	2	-	1	-	-	-	-	-	-	-	2	-	2
Special Education	24	-	-	2	2	-	3	-	1	1	-	2	2	-	-	2	3	4	1	1
Elementary	10,454	-	227	767	724	713	712	666	604	198	109	68	59	59	46	60	331	283	317	4,511
1st - 4th Grade	4,991	-	227	767	724	713	579	124	41	25	21	11	13	13	10	8	67	74	87	1,487
5th - 6th Grade	1,422	-	-	-	-	-	133	452	131	20	21	16	12	10	4	10	44	41	35	493
Graduate	4,041	-	-	-	-	-	-	90	432	153	67	41	34	36	32	42	220	168	195	2,531
High School	13,409	-	-	-	-	-	-	-	132	528	654	700	500	370	287	262	1,482	1,433	1,340	5,721
Undergraduate	4,788	-	-	-	-	-	-	-	132	528	654	639	197	103	83	78	445	349	328	1,252
Graduate	8,621	-	-	-	-	-	-	-	-	-	-	61	303	267	204	184	1,037	1,084	1,012	4,469
Post-Secondary	2,118	-	-	-	-	-	-	-	-	-	-	-	1	2	5	16	247	272	288	1,287
Undergraduate	106	-	-	-	-	-	-	-	-	-	-	-	1	2	5	1	12	15	11	59
Graduate	2,012	-	-	-	-	-	-	-	-	-	-	-	-	-	-	15	235	257	277	1,228
College Undergraduate	3,299	-	-	-	-	-	-	-	-	-	-	-	117	300	353	310	640	317	279	983
Academic Degree Holder	4,910	-	-	-	-	-	-	-	-	-	-	-	-	-	-	25	831	875	716	2,463
Post Baccalaureate	31	-	-	-	-	-	-	-	-	-	-	-	-	-	-	-	-	3	2	26
Not Stated	10	10	-	-	-	-	-	-	-	-	-	-	-	-	-	-	-	-	-	-

Highest Grade/Year Completed, Sex and City/Municipality	Total Population 5 Years Old and Over	Age																		
		5	6	7	8	9	10	11	12	13	14	15	16	17	18	19	20 - 24	25 - 29	30 - 34	35 and over
<b>Male (Abucay)</b>	<b>18,070</b>	<b>389</b>	<b>393</b>	<b>438</b>	<b>392</b>	<b>372</b>	<b>375</b>	<b>344</b>	<b>380</b>	<b>379</b>	<b>416</b>	<b>424</b>	<b>356</b>	<b>380</b>	<b>355</b>	<b>333</b>	<b>1,784</b>	<b>1,622</b>	<b>1,503</b>	<b>7,435</b>
No Grade Completed	279	135	25	5	1	2	2	-	4	4	4	6	3	1	2	1	11	6	13	54
Pre-School	560	251	253	47	4	2	-	1	-	1	-	-	-	-	-	-	-	1	-	-
Special Education	15	-	-	2	1	-	2	-	1	1	-	2	-	-	-	2	1	3	-	-
Elementary	5,128	-	115	384	386	368	371	343	311	112	70	47	47	38	27	44	220	182	183	1,880
1st - 4th Grade	2,520	-	115	384	386	368	312	77	28	19	14	4	12	12	5	6	53	54	51	620
5th - 6th Grade	736	-	-	-	-	-	59	229	71	12	15	12	8	6	3	7	31	26	22	235
Graduate	1,872	-	-	-	-	-	-	37	212	81	41	31	27	20	19	31	136	102	110	1,025
High School	7,054	-	-	-	-	-	-	-	64	261	342	369	253	195	153	130	757	721	681	3,128
Undergraduate	2,571	-	-	-	-	-	-	-	64	261	342	340	120	67	40	47	239	185	184	682
Graduate	4,483	-	-	-	-	-	-	-	-	-	-	29	133	128	113	83	518	536	497	2,446
Post-Secondary	1,225	-	-	-	-	-	-	-	-	-	-	-	1	1	2	10	139	176	167	729
Undergraduate	59	-	-	-	-	-	-	-	-	-	-	-	1	1	2	1	4	11	5	34
Graduate	1,166	-	-	-	-	-	-	-	-	-	-	-	-	-	-	9	135	165	162	695
College Undergraduate	1,654	-	-	-	-	-	-	-	-	-	-	-	52	145	171	135	319	141	134	557
Academic Degree Holder	2,136	-	-	-	-	-	-	-	-	-	-	-	-	-	-	11	337	390	323	1,075
Post Baccalaureate	16	-	-	-	-	-	-	-	-	-	-	-	-	-	-	-	-	2	2	12
Not Stated	3	3	-	-	-	-	-	-	-	-	-	-	-	-	-	-	-	-	-	-
<b>Female (Abucay)</b>	<b>17,873</b>	<b>400</b>	<b>394</b>	<b>413</b>	<b>347</b>	<b>347</b>	<b>345</b>	<b>326</b>	<b>361</b>	<b>353</b>	<b>352</b>	<b>359</b>	<b>330</b>	<b>353</b>	<b>339</b>	<b>344</b>	<b>1,769</b>	<b>1,578</b>	<b>1,458</b>	<b>7,705</b>
No Grade Completed	285	133	16	2	5	1	1	2	-	-	1	7	4	1	1	1	8	5	5	92
Pre-School	564	260	266	28	3	1	2	1	-	-	-	-	-	-	-	-	-	1	-	2
Special Education	9	-	-	-	1	-	1	-	-	-	-	-	2	-	-	-	2	1	1	1
Elementary	5,326	-	112	383	338	345	341	323	293	86	39	21	12	21	19	16	111	101	134	2,631
1st - 4th Grade	2,471	-	112	383	338	345	267	47	13	6	7	7	1	1	5	2	14	20	36	867
5th - 6th Grade	686	-	-	-	-	-	74	223	60	8	6	4	4	4	1	3	13	15	13	258
Graduate	2,169	-	-	-	-	-	-	53	220	72	26	10	7	16	13	11	84	66	85	1,506
High School	6,355	-	-	-	-	-	-	-	68	267	312	331	247	175	134	132	725	712	659	2,593
Undergraduate	2,217	-	-	-	-	-	-	-	68	267	312	299	77	36	43	31	206	164	144	570
Graduate	4,138	-	-	-	-	-	-	-	-	-	-	32	170	139	91	101	519	548	515	2,023
Post-Secondary	893	-	-	-	-	-	-	-	-	-	-	-	-	1	3	6	108	96	121	558
Undergraduate	47	-	-	-	-	-	-	-	-	-	-	-	-	1	3	-	8	4	6	25
Graduate	846	-	-	-	-	-	-	-	-	-	-	-	-	-	-	6	100	92	115	533
College Undergraduate	1,645	-	-	-	-	-	-	-	-	-	-	-	65	155	182	175	321	176	145	426
Academic Degree Holder	2,774	-	-	-	-	-	-	-	-	-	-	-	-	-	-	14	494	485	393	1,388
Post Baccalaureate	15	-	-	-	-	-	-	-	-	-	-	-	-	-	-	-	-	1	-	14
Not Stated	7	7	-	-	-	-	-	-	-	-	-	-	-	-	-	-	-	-	-	-

Highest Grade/Year Completed, Sex and City/Municipality	Total Population 5 Years Old and Over	Age																		
		5	6	7	8	9	10	11	12	13	14	15	16	17	18	19	20 - 24	25 - 29	30 - 34	35 and over
<b>BAGAC</b>																				
<b>Both Sexes</b>	<b>24,047</b>	<b>591</b>	<b>552</b>	<b>608</b>	<b>560</b>	<b>554</b>	<b>514</b>	<b>520</b>	<b>505</b>	<b>464</b>	<b>478</b>	<b>576</b>	<b>499</b>	<b>538</b>	<b>515</b>	<b>481</b>	<b>2,360</b>	<b>2,147</b>	<b>2,096</b>	<b>9,489</b>
No Grade Completed	607	342	40	8	3	1	3	2	-	3	2	6	9	2	1	5	8	9	13	150
Pre-School	686	241	361	69	10	2	-	1	1	-	-	-	-	-	-	-	-	1	-	-
Special Education	32	-	-	2	1	3	1	2	3	1	1	3	1	3	-	1	5	2	2	1
Elementary	7,221	-	151	529	546	548	510	515	378	161	74	51	36	34	47	27	177	243	257	2,937
1st - 4th Grade	3,633	-	151	529	546	548	454	155	41	20	22	16	8	10	20	6	56	66	74	911
5th - 6th Grade	997	-	-	-	-	-	56	332	110	32	15	10	3	6	8	4	23	40	30	328
Graduate	2,591	-	-	-	-	-	-	28	227	109	37	25	25	18	19	17	98	137	153	1,698
High School	10,362	-	-	-	-	-	-	-	123	299	401	516	404	348	289	252	1,254	1,148	1,119	4,209
Undergraduate	3,142	-	-	-	-	-	-	-	123	299	401	485	170	88	64	36	199	197	214	866
Graduate	7,220	-	-	-	-	-	-	-	-	-	-	31	234	260	225	216	1,055	951	905	3,343
Post-Secondary	796	-	-	-	-	-	-	-	-	-	-	-	1	4	1	13	96	126	120	435
Undergraduate	32	-	-	-	-	-	-	-	-	-	-	-	1	4	1	2	3	2	5	14
Graduate	764	-	-	-	-	-	-	-	-	-	-	-	-	-	-	11	93	124	115	421
College Undergraduate	2,069	-	-	-	-	-	-	-	-	-	-	-	48	147	177	170	415	238	223	651
Academic Degree Holder	2,240	-	-	-	-	-	-	-	-	-	-	-	-	-	-	13	405	377	359	1,086
Post Baccalaureate	26	-	-	-	-	-	-	-	-	-	-	-	-	-	-	-	-	3	3	20
Not Stated	8	8	-	-	-	-	-	-	-	-	-	-	-	-	-	-	-	-	-	-

Highest Grade/Year Completed, Sex and City/Municipality	Total Population 5 Years Old and Over	Age																		
		5	6	7	8	9	10	11	12	13	14	15	16	17	18	19	20 - 24	25 - 29	30 - 34	35 and over
<b>Male (Bagac)</b>	<b>12,199</b>	<b>306</b>	<b>286</b>	<b>300</b>	<b>308</b>	<b>288</b>	<b>280</b>	<b>262</b>	<b>281</b>	<b>256</b>	<b>254</b>	<b>297</b>	<b>251</b>	<b>284</b>	<b>284</b>	<b>249</b>	<b>1,205</b>	<b>1,068</b>	<b>1,085</b>	<b>4,655</b>
No Grade Completed	314	180	21	5	3	1	1	1	-	2	1	4	4	1	-	2	5	7	8	68
Pre-School	353	125	187	32	7	-	-	1	1	-	-	-	-	-	-	-	-	-	-	-
Special Education	21	-	-	1	-	2	-	1	2	1	1	3	1	2	-	-	5	-	2	-
Elementary	3,713	-	78	262	298	285	279	259	215	94	42	35	22	21	34	16	115	148	161	1,349
1st - 4th Grade	1,927	-	78	262	298	285	250	92	27	14	13	9	6	8	15	4	38	46	55	427
5th - 6th Grade	519	-	-	-	-	-	29	152	73	18	9	7	3	5	7	3	16	26	22	149
Graduate	1,267	-	-	-	-	-	-	15	115	62	20	19	13	8	12	9	61	76	84	773
High School	5,502	-	-	-	-	-	-	-	63	159	210	255	204	199	166	146	693	603	587	2,217
Undergraduate	1,646	-	-	-	-	-	-	-	63	159	210	243	96	58	36	24	108	97	126	426
Graduate	3,856	-	-	-	-	-	-	-	-	-	-	12	108	141	130	122	585	506	461	1,791
Post-Secondary	375	-	-	-	-	-	-	-	-	-	-	-	-	1	1	8	45	65	61	194
Undergraduate	10	-	-	-	-	-	-	-	-	-	-	-	-	1	1	-	1	1	-	6
Graduate	365	-	-	-	-	-	-	-	-	-	-	-	-	-	-	8	44	64	61	188
College Undergraduate	981	-	-	-	-	-	-	-	-	-	-	-	20	60	83	71	194	96	109	348
Academic Degree Holder	930	-	-	-	-	-	-	-	-	-	-	-	-	-	-	6	148	148	156	472
Post Baccalaureate	9	-	-	-	-	-	-	-	-	-	-	-	-	-	-	-	-	1	1	7
Not Stated	1	1	-	-	-	-	-	-	-	-	-	-	-	-	-	-	-	-	-	-
<b>Female (Bagac)</b>	<b>11,848</b>	<b>285</b>	<b>266</b>	<b>308</b>	<b>252</b>	<b>266</b>	<b>234</b>	<b>258</b>	<b>224</b>	<b>208</b>	<b>224</b>	<b>279</b>	<b>248</b>	<b>254</b>	<b>231</b>	<b>232</b>	<b>1,155</b>	<b>1,079</b>	<b>1,011</b>	<b>4,834</b>
No Grade Completed	293	162	19	3	-	-	2	1	-	1	1	2	5	1	1	3	3	2	5	82
Pre-School	333	116	174	37	3	2	-	-	-	-	-	-	-	-	-	-	-	1	-	-
Special Education	11	-	-	1	1	1	1	1	1	-	-	-	-	1	-	1	-	2	-	1
Elementary	3,508	-	73	267	248	263	231	256	163	67	32	16	14	13	13	11	62	95	96	1,588
1st - 4th Grade	1,706	-	73	267	248	263	204	63	14	6	9	7	2	2	5	2	18	20	19	484
5th - 6th Grade	478	-	-	-	-	-	27	180	37	14	6	3	-	1	1	1	7	14	8	179
Graduate	1,324	-	-	-	-	-	-	13	112	47	17	6	12	10	7	8	37	61	69	925
High School	4,860	-	-	-	-	-	-	-	60	140	191	261	200	149	123	106	561	545	532	1,992
Undergraduate	1,496	-	-	-	-	-	-	-	60	140	191	242	74	30	28	12	91	100	88	440
Graduate	3,364	-	-	-	-	-	-	-	-	-	-	19	126	119	95	94	470	445	444	1,552
Post-Secondary	421	-	-	-	-	-	-	-	-	-	-	-	1	3	-	5	51	61	59	241
Undergraduate	22	-	-	-	-	-	-	-	-	-	-	-	1	3	-	2	2	1	5	8
Graduate	399	-	-	-	-	-	-	-	-	-	-	-	-	-	-	3	49	60	54	233
College Undergraduate	1,088	-	-	-	-	-	-	-	-	-	-	-	28	87	94	99	221	142	114	303
Academic Degree Holder	1,310	-	-	-	-	-	-	-	-	-	-	-	-	-	-	7	257	229	203	614
Post Baccalaureate	17	-	-	-	-	-	-	-	-	-	-	-	-	-	-	-	-	2	2	13
Not Stated	7	7	-	-	-	-	-	-	-	-	-	-	-	-	-	-	-	-	-	-



Highest Grade/Year Completed, Sex and City/Municipality	Total Population 5 Years Old and Over	Age																		
		5	6	7	8	9	10	11	12	13	14	15	16	17	18	19	20 - 24	25 - 29	30 - 34	35 and over
<b>CITY OF BALANGA (Capital)</b>																				
<b>Both Sexes</b>	<b>86,660</b>	<b>1,848</b>	<b>1,885</b>	<b>1,935</b>	<b>1,749</b>	<b>1,675</b>	<b>1,895</b>	<b>1,776</b>	<b>1,757</b>	<b>1,762</b>	<b>1,804</b>	<b>1,999</b>	<b>1,705</b>	<b>1,923</b>	<b>2,002</b>	<b>1,897</b>	<b>8,739</b>	<b>7,928</b>	<b>7,533</b>	<b>34,848</b>
No Grade Completed	1,730	1,104	114	18	9	10	2	3	6	10	9	44	31	16	10	19	44	26	28	227
Pre-School	2,062	744	1,087	178	12	10	5	3	-	2	-	1	1	-	-	-	5	2	2	10
Special Education	41	-	2	1	-	5	6	1	2	5	1	2	-	2	2	2	4	3	1	2
Elementary	21,860	-	682	1,738	1,728	1,650	1,882	1,769	1,122	626	246	202	135	140	127	122	623	638	693	7,737
1st - 4th Grade	10,699	-	682	1,738	1,728	1,650	1,571	480	130	57	37	49	32	23	30	30	132	121	146	2,063
5th - 6th Grade	3,092	-	-	-	-	-	311	1,029	406	90	42	33	18	23	16	15	96	90	74	849
Graduate	8,069	-	-	-	-	-	-	260	586	479	167	120	85	94	81	77	395	427	473	4,825
High School	33,101	-	-	-	-	-	-	-	627	1,119	1,548	1,750	1,319	967	877	766	3,534	3,440	3,335	13,819
Undergraduate	11,048	-	-	-	-	-	-	-	627	1,119	1,548	1,617	556	244	243	182	817	736	745	2,614
Graduate	22,053	-	-	-	-	-	-	-	-	-	-	133	763	723	634	584	2,717	2,704	2,590	11,205
Post-Secondary	3,841	-	-	-	-	-	-	-	-	-	-	-	1	10	21	34	420	458	600	2,297
Undergraduate	148	-	-	-	-	-	-	-	-	-	-	-	1	10	21	3	18	17	18	60
Graduate	3,693	-	-	-	-	-	-	-	-	-	-	-	-	-	-	31	402	441	582	2,237
College Undergraduate	9,818	-	-	-	-	-	-	-	-	-	-	-	218	788	965	895	1,956	946	820	3,230
Academic Degree Holder	14,072	-	-	-	-	-	-	-	-	-	-	-	-	-	-	59	2,149	2,411	2,044	7,409
Post Baccalaureate	135	-	-	-	-	-	-	-	-	-	-	-	-	-	-	-	4	4	10	117
Not Stated	-	-	-	-	-	-	-	-	-	-	-	-	-	-	-	-	-	-	-	-

Highest Grade/Year Completed, Sex and City/Municipality	Total Population 5 Years Old and Over	Age																		
		5	6	7	8	9	10	11	12	13	14	15	16	17	18	19	20 - 24	25 - 29	30 - 34	35 and over
<b>Male (City of Balanga)</b>	<b>43,595</b>	<b>923</b>	<b>993</b>	<b>1,004</b>	<b>899</b>	<b>847</b>	<b>979</b>	<b>882</b>	<b>915</b>	<b>915</b>	<b>905</b>	<b>1,051</b>	<b>883</b>	<b>1,003</b>	<b>1,019</b>	<b>919</b>	<b>4,468</b>	<b>4,006</b>	<b>3,886</b>	<b>17,098</b>
No Grade Completed	874	557	61	15	4	8	1	2	5	7	6	26	13	10	7	9	28	10	18	87
Pre-School	1,078	366	584	96	8	6	3	3	-	1	-	-	1	-	-	-	5	-	1	4
Special Education	23	-	1	1	-	4	3	-	2	4	1	1	-	1	-	-	1	2	-	2
Elementary	11,062	-	347	892	887	829	972	877	598	355	164	130	83	99	97	79	431	419	433	3,370
1st - 4th Grade	5,543	-	347	892	887	829	829	279	80	37	21	30	25	20	18	21	106	89	94	939
5th - 6th Grade	1,553	-	-	-	-	-	143	483	225	51	29	25	9	18	11	10	68	63	46	372
Graduate	3,966	-	-	-	-	-	-	115	293	267	114	75	49	61	68	48	257	267	293	2,059
High School	17,239	-	-	-	-	-	-	-	310	548	734	894	673	520	470	393	1,919	1,770	1,809	7,199
Undergraduate	5,899	-	-	-	-	-	-	-	310	548	734	829	309	158	142	92	501	425	454	1,397
Graduate	11,340	-	-	-	-	-	-	-	-	-	-	65	364	362	328	301	1,418	1,345	1,355	5,802
Post-Secondary	1,982	-	-	-	-	-	-	-	-	-	-	-	1	5	9	18	207	272	335	1,135
Undergraduate	76	-	-	-	-	-	-	-	-	-	-	-	1	5	9	1	8	8	12	32
Graduate	1,906	-	-	-	-	-	-	-	-	-	-	-	-	-	-	17	199	264	323	1,103
College Undergraduate	4,900	-	-	-	-	-	-	-	-	-	-	-	112	368	436	393	988	434	380	1,789
Academic Degree Holder	6,386	-	-	-	-	-	-	-	-	-	-	-	-	-	-	27	886	1,096	906	3,471
Post Baccalaureate	51	-	-	-	-	-	-	-	-	-	-	-	-	-	-	-	3	3	4	41
Not Stated	-	-	-	-	-	-	-	-	-	-	-	-	-	-	-	-	-	-	-	-
<b>Female (City of Balanga)</b>	<b>43,065</b>	<b>925</b>	<b>892</b>	<b>931</b>	<b>850</b>	<b>828</b>	<b>916</b>	<b>894</b>	<b>842</b>	<b>847</b>	<b>899</b>	<b>948</b>	<b>822</b>	<b>920</b>	<b>983</b>	<b>978</b>	<b>4,271</b>	<b>3,922</b>	<b>3,647</b>	<b>17,750</b>
No Grade Completed	856	547	53	3	5	2	1	1	1	3	3	18	18	6	3	10	16	16	10	140
Pre-School	984	378	503	82	4	4	2	-	-	1	-	1	-	-	-	-	-	2	1	6
Special Education	18	-	1	-	-	1	3	1	-	1	-	1	-	1	2	2	3	1	1	-
Elementary	10,798	-	335	846	841	821	910	892	524	271	82	72	52	41	30	43	192	219	260	4,367
1st - 4th Grade	5,156	-	335	846	841	821	742	201	50	20	16	19	7	3	12	9	26	32	52	1,124
5th - 6th Grade	1,539	-	-	-	-	-	168	546	181	39	13	8	9	5	5	5	28	27	28	477
Graduate	4,103	-	-	-	-	-	-	145	293	212	53	45	36	33	13	29	138	160	180	2,766
High School	15,862	-	-	-	-	-	-	-	317	571	814	856	646	447	407	373	1,615	1,670	1,526	6,620
Undergraduate	5,149	-	-	-	-	-	-	-	317	571	814	788	247	86	101	90	316	311	291	1,217
Graduate	10,713	-	-	-	-	-	-	-	-	-	-	68	399	361	306	283	1,299	1,359	1,235	5,403
Post-Secondary	1,859	-	-	-	-	-	-	-	-	-	-	-	-	5	12	16	213	186	265	1,162
Undergraduate	72	-	-	-	-	-	-	-	-	-	-	-	-	5	12	2	10	9	6	28
Graduate	1,787	-	-	-	-	-	-	-	-	-	-	-	-	-	-	14	203	177	259	1,134
College Undergraduate	4,918	-	-	-	-	-	-	-	-	-	-	-	106	420	529	502	968	512	440	1,441
Academic Degree Holder	7,686	-	-	-	-	-	-	-	-	-	-	-	-	-	-	32	1,263	1,315	1,138	3,938
Post Baccalaureate	84	-	-	-	-	-	-	-	-	-	-	-	-	-	-	-	1	1	6	76
Not Stated	-	-	-	-	-	-	-	-	-	-	-	-	-	-	-	-	-	-	-	-

Highest Grade/Year Completed, Sex and City/Municipality	Total Population 5 Years Old and Over	Age																		
		5	6	7	8	9	10	11	12	13	14	15	16	17	18	19	20 - 24	25 - 29	30 - 34	35 and over
<b>DINALUPIHAN</b>																				
<b>Both Sexes</b>	<b>95,455</b>	<b>2,230</b>	<b>2,232</b>	<b>2,245</b>	<b>2,278</b>	<b>2,191</b>	<b>2,233</b>	<b>2,156</b>	<b>2,103</b>	<b>2,150</b>	<b>2,202</b>	<b>2,349</b>	<b>2,051</b>	<b>2,215</b>	<b>2,077</b>	<b>2,027</b>	<b>9,748</b>	<b>8,823</b>	<b>7,903</b>	<b>36,242</b>
No Grade Completed	1,797	1,090	104	22	13	9	9	9	7	7	6	37	43	20	7	9	45	39	36	285
Pre-School	2,654	1,135	1,328	137	19	14	7	3	2	1	2	2	-	1	-	-	-	-	1	2
Special Education	21	-	-	1	-	7	2	2	-	-	-	-	-	1	1	-	2	3	-	2
Elementary	27,076	-	800	2,085	2,246	2,161	2,215	2,142	1,595	653	252	207	153	155	148	138	674	734	774	9,944
1st - 4th Grade	12,879	-	800	2,085	2,246	2,161	1,621	446	153	77	59	61	34	39	33	30	141	161	183	2,549
5th - 6th Grade	3,847	-	-	-	-	-	594	1,331	378	119	46	31	26	22	13	22	93	90	91	991
Graduate	10,350	-	-	-	-	-	-	365	1,064	457	147	115	93	94	102	86	440	483	500	6,404
High School	42,597	-	-	-	-	-	-	-	499	1,489	1,942	2,103	1,555	1,285	1,082	1,030	5,115	4,889	4,223	17,385
Undergraduate	13,329	-	-	-	-	-	-	-	499	1,489	1,942	1,950	643	372	281	229	1,006	878	758	3,282
Graduate	29,268	-	-	-	-	-	-	-	-	-	-	153	912	913	801	801	4,109	4,011	3,465	14,103
Post-Secondary	3,470	-	-	-	-	-	-	-	-	-	-	-	2	7	34	107	648	527	502	1,643
Undergraduate	153	-	-	-	-	-	-	-	-	-	-	-	2	7	34	6	23	19	17	45
Graduate	3,317	-	-	-	-	-	-	-	-	-	-	-	-	-	-	101	625	508	485	1,598
College Undergraduate	8,559	-	-	-	-	-	-	-	-	-	-	-	298	746	805	672	1,606	961	829	2,642
Academic Degree Holder	9,190	-	-	-	-	-	-	-	-	-	-	-	-	-	-	71	1,655	1,667	1,532	4,265
Post Baccalaureate	86	-	-	-	-	-	-	-	-	-	-	-	-	-	-	-	3	3	6	74
Not Stated	5	5	-	-	-	-	-	-	-	-	-	-	-	-	-	-	-	-	-	-

Highest Grade/Year Completed, Sex and City/Municipality	Total Population 5 Years Old and Over	Age																		
		5	6	7	8	9	10	11	12	13	14	15	16	17	18	19	20 - 24	25 - 29	30 - 34	35 and over
<b>Male (Dinalupihan)</b>	<b>48,173</b>	<b>1,153</b>	<b>1,158</b>	<b>1,187</b>	<b>1,211</b>	<b>1,134</b>	<b>1,159</b>	<b>1,117</b>	<b>1,078</b>	<b>1,105</b>	<b>1,175</b>	<b>1,244</b>	<b>1,087</b>	<b>1,154</b>	<b>1,103</b>	<b>1,024</b>	<b>5,067</b>	<b>4,439</b>	<b>3,889</b>	<b>17,689</b>
No Grade Completed	951	586	68	13	9	4	4	8	3	4	2	19	23	14	3	6	29	21	22	113
Pre-School	1,390	566	700	87	15	7	5	3	2	1	1	1	-	-	-	-	-	-	1	1
Special Education	12	-	-	-	-	4	2	2	-	-	-	-	-	1	-	-	1	1	-	1
Elementary	13,750	-	390	1,087	1,187	1,119	1,148	1,104	828	379	168	146	101	99	103	93	456	468	467	4,407
1st - 4th Grade	6,751	-	390	1,087	1,187	1,119	865	268	95	53	41	46	26	24	25	21	102	125	118	1,159
5th - 6th Grade	1,962	-	-	-	-	-	283	668	190	75	34	23	15	17	8	18	66	58	56	451
Graduate	5,037	-	-	-	-	-	-	168	543	251	93	77	60	58	70	54	288	285	293	2,797
High School	22,335	-	-	-	-	-	-	-	245	721	1,004	1,078	832	706	627	544	2,753	2,506	2,169	9,150
Undergraduate	7,027	-	-	-	-	-	-	-	245	721	1,004	1,005	382	229	187	142	589	530	408	1,585
Graduate	15,308	-	-	-	-	-	-	-	-	-	-	73	450	477	440	402	2,164	1,976	1,761	7,565
Post-Secondary	1,716	-	-	-	-	-	-	-	-	-	-	-	1	4	16	57	349	281	270	738
Undergraduate	76	-	-	-	-	-	-	-	-	-	-	-	1	4	16	4	11	10	7	23
Graduate	1,640	-	-	-	-	-	-	-	-	-	-	-	-	-	-	53	338	271	263	715
College Undergraduate	4,137	-	-	-	-	-	-	-	-	-	-	-	130	330	354	298	792	435	368	1,430
Academic Degree Holder	3,851	-	-	-	-	-	-	-	-	-	-	-	-	-	-	26	684	725	590	1,826
Post Baccalaureate	30	-	-	-	-	-	-	-	-	-	-	-	-	-	-	-	3	2	2	23
Not Stated	1	1	-	-	-	-	-	-	-	-	-	-	-	-	-	-	-	-	-	-
<b>Female (Dinalupihan)</b>	<b>47,282</b>	<b>1,077</b>	<b>1,074</b>	<b>1,058</b>	<b>1,067</b>	<b>1,057</b>	<b>1,074</b>	<b>1,039</b>	<b>1,025</b>	<b>1,045</b>	<b>1,027</b>	<b>1,105</b>	<b>964</b>	<b>1,061</b>	<b>974</b>	<b>1,003</b>	<b>4,681</b>	<b>4,384</b>	<b>4,014</b>	<b>18,553</b>
No Grade Completed	846	504	36	9	4	5	5	1	4	3	4	18	20	6	4	3	16	18	14	172
Pre-School	1,264	569	628	50	4	7	2	-	-	-	1	1	-	1	-	-	-	-	-	1
Special Education	9	-	-	1	-	3	-	-	-	-	-	-	-	-	1	-	1	2	-	1
Elementary	13,326	-	410	998	1,059	1,042	1,067	1,038	767	274	84	61	52	56	45	45	218	266	307	5,537
1st - 4th Grade	6,128	-	410	998	1,059	1,042	756	178	58	24	18	15	8	15	8	9	39	36	65	1,390
5th - 6th Grade	1,885	-	-	-	-	-	311	663	188	44	12	8	11	5	5	4	27	32	35	540
Graduate	5,313	-	-	-	-	-	-	197	521	206	54	38	33	36	32	32	152	198	207	3,607
High School	20,262	-	-	-	-	-	-	-	254	768	938	1,025	723	579	455	486	2,362	2,383	2,054	8,235
Undergraduate	6,302	-	-	-	-	-	-	-	254	768	938	945	261	143	94	87	417	348	350	1,697
Graduate	13,960	-	-	-	-	-	-	-	-	-	-	80	462	436	361	399	1,945	2,035	1,704	6,538
Post-Secondary	1,754	-	-	-	-	-	-	-	-	-	-	-	1	3	18	50	299	246	232	905
Undergraduate	77	-	-	-	-	-	-	-	-	-	-	-	1	3	18	2	12	9	10	22
Graduate	1,677	-	-	-	-	-	-	-	-	-	-	-	-	-	-	48	287	237	222	883
College Undergraduate	4,422	-	-	-	-	-	-	-	-	-	-	-	168	416	451	374	814	526	461	1,212
Academic Degree Holder	5,339	-	-	-	-	-	-	-	-	-	-	-	-	-	-	45	971	942	942	2,439
Post Baccalaureate	56	-	-	-	-	-	-	-	-	-	-	-	-	-	-	-	-	1	4	51
Not Stated	4	4	-	-	-	-	-	-	-	-	-	-	-	-	-	-	-	-	-	-

Highest Grade/Year Completed, Sex and City/Municipality	Total Population 5 Years Old and Over	Age																		
		5	6	7	8	9	10	11	12	13	14	15	16	17	18	19	20 - 24	25 - 29	30 - 34	35 and over
<b>HERMOSA</b>																				
<b>Both Sexes</b>	<b>58,629</b>	<b>1,466</b>	<b>1,439</b>	<b>1,503</b>	<b>1,423</b>	<b>1,332</b>	<b>1,386</b>	<b>1,280</b>	<b>1,320</b>	<b>1,224</b>	<b>1,288</b>	<b>1,377</b>	<b>1,244</b>	<b>1,313</b>	<b>1,298</b>	<b>1,241</b>	<b>5,955</b>	<b>5,373</b>	<b>4,767</b>	<b>22,400</b>
No Grade Completed	1,584	968	100	23	11	14	8	5	9	6	6	15	15	10	7	9	31	33	32	282
Pre-School	1,573	484	932	115	19	7	2	1	2	1	3	-	1	-	-	-	-	2	-	4
Special Education	10	-	-	-	1	-	3	-	-	-	1	1	-	-	1	-	1	1	-	1
Elementary	17,485	-	406	1,365	1,392	1,311	1,373	1,274	1,128	384	192	142	102	105	106	93	441	466	525	6,680
1st - 4th Grade	8,743	-	406	1,365	1,392	1,311	1,096	332	135	58	44	42	22	22	16	24	93	112	134	2,139
5th - 6th Grade	2,620	-	-	-	-	-	277	776	263	82	33	25	24	24	21	13	70	70	76	866
Graduate	6,122	-	-	-	-	-	-	166	730	244	115	75	56	59	69	56	278	284	315	3,675
High School	24,922	-	-	-	-	-	-	-	181	833	1,086	1,219	965	743	689	613	3,155	2,918	2,559	9,961
Undergraduate	8,499	-	-	-	-	-	-	-	181	833	1,086	1,163	417	249	184	172	771	667	567	2,209
Graduate	16,423	-	-	-	-	-	-	-	-	-	-	56	548	494	505	441	2,384	2,251	1,992	7,752
Post-Secondary	2,139	-	-	-	-	-	-	-	-	-	-	-	-	7	8	58	387	334	271	1,074
Undergraduate	115	-	-	-	-	-	-	-	-	-	-	-	-	7	7	6	24	26	9	36
Graduate	2,024	-	-	-	-	-	-	-	-	-	-	-	-	-	1	52	363	308	262	1,038
College Undergraduate	5,595	-	-	-	-	-	-	-	-	-	-	-	161	448	487	435	1,035	610	576	1,843
Academic Degree Holder	5,281	-	-	-	-	-	-	-	-	-	-	-	-	-	-	33	904	1,009	803	2,532
Post Baccalaureate	25	-	-	-	-	-	-	-	-	-	-	-	-	-	-	-	1	-	1	23
Not Stated	15	14	1	-	-	-	-	-	-	-	-	-	-	-	-	-	-	-	-	-

Highest Grade/Year Completed, Sex and City/Municipality	Total Population 5 Years Old and Over	Age																		
		5	6	7	8	9	10	11	12	13	14	15	16	17	18	19	20 - 24	25 - 29	30 - 34	35 and over
<b>Male (Hermosa)</b>	<b>29,705</b>	<b>801</b>	<b>754</b>	<b>785</b>	<b>755</b>	<b>724</b>	<b>742</b>	<b>663</b>	<b>690</b>	<b>624</b>	<b>657</b>	<b>705</b>	<b>661</b>	<b>673</b>	<b>676</b>	<b>632</b>	<b>3,051</b>	<b>2,747</b>	<b>2,359</b>	<b>11,006</b>
No Grade Completed	854	539	54	12	6	12	4	2	6	5	5	6	10	4	3	4	21	17	19	125
Pre-School	853	254	496	75	14	3	-	1	2	1	2	-	1	-	-	-	-	2	-	2
Special Education	5	-	-	-	1	-	1	-	-	-	-	1	-	-	-	-	1	1	-	-
Elementary	8,965	-	204	698	734	709	737	660	598	222	127	97	73	72	68	63	308	314	308	2,973
1st - 4th Grade	4,658	-	204	698	734	709	593	208	85	42	31	28	20	17	11	15	73	84	87	1,019
5th - 6th Grade	1,355	-	-	-	-	-	144	374	156	56	23	15	18	18	15	11	47	50	46	382
Graduate	2,952	-	-	-	-	-	-	78	357	124	73	54	35	37	42	37	188	180	175	1,572
High School	12,983	-	-	-	-	-	-	-	84	396	523	601	509	406	381	315	1,666	1,496	1,305	5,301
Undergraduate	4,431	-	-	-	-	-	-	-	84	396	523	573	232	158	124	96	466	370	317	1,092
Graduate	8,552	-	-	-	-	-	-	-	-	-	-	28	277	248	257	219	1,200	1,126	988	4,209
Post-Secondary	1,103	-	-	-	-	-	-	-	-	-	-	-	-	5	6	30	199	174	160	529
Undergraduate	60	-	-	-	-	-	-	-	-	-	-	-	-	5	5	1	13	12	7	17
Graduate	1,043	-	-	-	-	-	-	-	-	-	-	-	-	-	1	29	186	162	153	512
College Undergraduate	2,794	-	-	-	-	-	-	-	-	-	-	-	68	186	218	208	541	305	259	1,009
Academic Degree Holder	2,129	-	-	-	-	-	-	-	-	-	-	-	-	-	-	12	314	438	308	1,057
Post Baccalaureate	11	-	-	-	-	-	-	-	-	-	-	-	-	-	-	-	1	-	-	10
Not Stated	8	8	-	-	-	-	-	-	-	-	-	-	-	-	-	-	-	-	-	-
<b>Female (Hermosa)</b>	<b>28,924</b>	<b>665</b>	<b>685</b>	<b>718</b>	<b>668</b>	<b>608</b>	<b>644</b>	<b>617</b>	<b>630</b>	<b>600</b>	<b>631</b>	<b>672</b>	<b>583</b>	<b>640</b>	<b>622</b>	<b>609</b>	<b>2,904</b>	<b>2,626</b>	<b>2,408</b>	<b>11,394</b>
No Grade Completed	730	429	46	11	5	2	4	3	3	1	1	9	5	6	4	5	10	16	13	157
Pre-School	720	230	436	40	5	4	2	-	-	-	1	-	-	-	-	-	-	-	-	2
Special Education	5	-	-	-	-	-	2	-	-	-	1	-	-	-	1	-	-	-	-	1
Elementary	8,520	-	202	667	658	602	636	614	530	162	65	45	29	33	38	30	133	152	217	3,707
1st - 4th Grade	4,085	-	202	667	658	602	503	124	50	16	13	14	2	5	9	20	28	47	47	1,120
5th - 6th Grade	1,265	-	-	-	-	-	133	402	107	26	10	10	6	6	6	2	23	20	30	484
Graduate	3,170	-	-	-	-	-	-	88	373	120	42	21	21	22	27	19	90	104	140	2,103
High School	11,939	-	-	-	-	-	-	-	97	437	563	618	456	337	308	298	1,489	1,422	1,254	4,660
Undergraduate	4,068	-	-	-	-	-	-	-	97	437	563	590	185	91	60	76	305	297	250	1,117
Graduate	7,871	-	-	-	-	-	-	-	-	-	-	28	271	246	248	222	1,184	1,125	1,004	3,543
Post-Secondary	1,036	-	-	-	-	-	-	-	-	-	-	-	-	2	2	28	188	160	111	545
Undergraduate	55	-	-	-	-	-	-	-	-	-	-	-	-	2	2	5	11	14	2	19
Graduate	981	-	-	-	-	-	-	-	-	-	-	-	-	-	-	23	177	146	109	526
College Undergraduate	2,801	-	-	-	-	-	-	-	-	-	-	-	93	262	269	227	494	305	317	834
Academic Degree Holder	3,152	-	-	-	-	-	-	-	-	-	-	-	-	-	-	21	590	571	495	1,475
Post Baccalaureate	14	-	-	-	-	-	-	-	-	-	-	-	-	-	-	-	-	-	1	13
Not Stated	7	6	1	-	-	-	-	-	-	-	-	-	-	-	-	-	-	-	-	-

Highest Grade/Year Completed, Sex and City/Municipality	Total Population 5 Years Old and Over	Age																		
		5	6	7	8	9	10	11	12	13	14	15	16	17	18	19	20 - 24	25 - 29	30 - 34	35 and over
<b>LIMAY</b>																				
<b>Both Sexes</b>	<b>60,388</b>	<b>1,402</b>	<b>1,361</b>	<b>1,446</b>	<b>1,330</b>	<b>1,379</b>	<b>1,355</b>	<b>1,286</b>	<b>1,277</b>	<b>1,376</b>	<b>1,467</b>	<b>1,519</b>	<b>1,347</b>	<b>1,381</b>	<b>1,360</b>	<b>1,303</b>	<b>6,453</b>	<b>5,864</b>	<b>5,165</b>	<b>22,317</b>
No Grade Completed	1,449	861	118	22	6	7	7	4	2	5	12	17	37	17	14	4	44	19	35	218
Pre-School	1,551	535	835	131	26	7	4	2	1	-	1	1	-	1	-	1	3	-	1	2
Special Education	59	-	2	5	2	3	4	4	1	4	6	3	4	2	1	-	8	5	4	1
Elementary	16,001	-	405	1,288	1,296	1,362	1,340	1,276	1,098	468	189	169	102	96	102	74	465	482	545	5,244
1st - 4th Grade	8,428	-	405	1,288	1,296	1,362	1,140	340	108	77	46	44	28	28	29	22	147	161	181	1,726
5th - 6th Grade	2,440	-	-	-	-	-	200	781	242	69	43	31	25	16	23	15	95	94	93	713
Graduate	5,133	-	-	-	-	-	-	155	748	322	100	94	49	52	50	37	223	227	271	2,805
High School	27,075	-	-	-	-	-	-	-	175	899	1,259	1,329	1,060	805	703	660	3,363	3,084	2,652	11,086
Undergraduate	8,622	-	-	-	-	-	-	-	175	899	1,259	1,229	416	258	185	188	721	596	524	2,172
Graduate	18,453	-	-	-	-	-	-	-	-	-	-	100	644	547	518	472	2,642	2,488	2,128	8,914
Post-Secondary	2,251	-	-	-	-	-	-	-	-	-	-	-	2	5	12	42	336	387	293	1,174
Undergraduate	82	-	-	-	-	-	-	-	-	-	-	-	2	5	12	1	22	10	3	27
Graduate	2,169	-	-	-	-	-	-	-	-	-	-	-	-	-	-	41	314	377	290	1,147
College Undergraduate	5,597	-	-	-	-	-	-	-	-	-	-	-	142	455	528	502	1,071	646	552	1,701
Academic Degree Holder	6,350	-	-	-	-	-	-	-	-	-	-	-	-	-	-	20	1,158	1,240	1,077	2,855
Post Baccalaureate	48	-	-	-	-	-	-	-	-	-	-	-	-	-	-	-	5	1	6	36
Not Stated	7	6	1	-	-	-	-	-	-	-	-	-	-	-	-	-	-	-	-	-

Highest Grade/Year Completed, Sex and City/Municipality	Total Population 5 Years Old and Over	Age																		
		5	6	7	8	9	10	11	12	13	14	15	16	17	18	19	20 - 24	25 - 29	30 - 34	35 and over
<b>Male (Limay)</b>	<b>30,681</b>	<b>727</b>	<b>703</b>	<b>715</b>	<b>680</b>	<b>774</b>	<b>732</b>	<b>672</b>	<b>624</b>	<b>760</b>	<b>757</b>	<b>797</b>	<b>715</b>	<b>718</b>	<b>687</b>	<b>666</b>	<b>3,319</b>	<b>3,037</b>	<b>2,654</b>	<b>10,944</b>
No Grade Completed	761	458	60	15	3	5	4	4	2	1	8	11	15	9	7	1	30	13	24	91
Pre-School	819	266	445	80	15	3	3	-	1	-	1	-	-	1	-	-	2	-	1	1
Special Education	37	-	1	4	2	1	4	2	1	3	2	2	2	2	-	-	3	4	3	1
Elementary	8,240	-	196	616	660	765	721	666	548	292	124	120	84	66	65	53	296	298	328	2,342
1st - 4th Grade	4,512	-	196	616	660	765	617	214	67	49	35	37	23	22	21	15	100	110	112	853
5th - 6th Grade	1,278	-	-	-	-	-	104	381	124	48	25	21	22	11	13	10	63	56	52	348
Graduate	2,450	-	-	-	-	-	-	71	357	195	64	62	39	33	31	28	133	132	164	1,141
High School	14,196	-	-	-	-	-	-	-	72	464	622	664	547	454	397	373	1,795	1,641	1,403	5,764
Undergraduate	4,372	-	-	-	-	-	-	-	72	464	622	624	250	150	110	117	395	319	263	986
Graduate	9,824	-	-	-	-	-	-	-	-	-	-	40	297	304	287	256	1,400	1,322	1,140	4,778
Post-Secondary	1,077	-	-	-	-	-	-	-	-	-	-	-	1	3	8	22	200	227	160	456
Undergraduate	45	-	-	-	-	-	-	-	-	-	-	-	1	3	8	1	13	4	1	14
Graduate	1,032	-	-	-	-	-	-	-	-	-	-	-	-	-	-	21	187	223	159	442
College Undergraduate	2,698	-	-	-	-	-	-	-	-	-	-	-	66	183	210	210	514	313	272	930
Academic Degree Holder	2,830	-	-	-	-	-	-	-	-	-	-	-	-	-	-	7	475	540	461	1,347
Post Baccalaureate	19	-	-	-	-	-	-	-	-	-	-	-	-	-	-	-	4	1	2	12
Not Stated	4	3	1	-	-	-	-	-	-	-	-	-	-	-	-	-	-	-	-	-
<b>Female (Limay)</b>	<b>29,707</b>	<b>675</b>	<b>658</b>	<b>731</b>	<b>650</b>	<b>605</b>	<b>623</b>	<b>614</b>	<b>653</b>	<b>616</b>	<b>710</b>	<b>722</b>	<b>632</b>	<b>663</b>	<b>673</b>	<b>637</b>	<b>3,134</b>	<b>2,827</b>	<b>2,511</b>	<b>11,373</b>
No Grade Completed	688	403	58	7	3	2	3	-	-	4	4	6	22	8	7	3	14	6	11	127
Pre-School	732	269	390	51	11	4	1	2	-	-	-	1	-	-	-	1	1	-	-	1
Special Education	22	-	1	1	-	2	-	2	-	1	4	1	2	-	1	-	5	1	1	-
Elementary	7,761	-	209	672	636	597	619	610	550	176	65	49	18	30	37	21	169	184	217	2,902
1st - 4th Grade	3,916	-	209	672	636	597	523	126	41	28	11	7	5	6	7	47	51	69	873	
5th - 6th Grade	1,162	-	-	-	-	-	96	400	118	21	18	10	3	5	10	5	32	38	41	365
Graduate	2,683	-	-	-	-	-	-	84	391	127	36	32	10	19	19	9	90	95	107	1,664
High School	12,879	-	-	-	-	-	-	-	103	435	637	665	513	351	306	287	1,568	1,443	1,249	5,322
Undergraduate	4,250	-	-	-	-	-	-	-	103	435	637	605	166	108	75	71	326	277	261	1,186
Graduate	8,629	-	-	-	-	-	-	-	-	-	-	60	347	243	231	216	1,242	1,166	988	4,136
Post-Secondary	1,174	-	-	-	-	-	-	-	-	-	-	-	1	2	4	20	136	160	133	718
Undergraduate	37	-	-	-	-	-	-	-	-	-	-	-	1	2	4	-	9	6	2	13
Graduate	1,137	-	-	-	-	-	-	-	-	-	-	-	-	-	-	20	127	154	131	705
College Undergraduate	2,899	-	-	-	-	-	-	-	-	-	-	-	76	272	318	292	557	333	280	771
Academic Degree Holder	3,520	-	-	-	-	-	-	-	-	-	-	-	-	-	-	13	683	700	616	1,508
Post Baccalaureate	29	-	-	-	-	-	-	-	-	-	-	-	-	-	-	-	1	-	4	24
Not Stated	3	3	-	-	-	-	-	-	-	-	-	-	-	-	-	-	-	-	-	-



Highest Grade/Year Completed, Sex and City/Municipality	Total Population 5 Years Old and Over	Age																		
		5	6	7	8	9	10	11	12	13	14	15	16	17	18	19	20 - 24	25 - 29	30 - 34	35 and over
<b>MARIVELES</b>																				
<b>Both Sexes</b>	<b>115,771</b>	<b>2,321</b>	<b>2,408</b>	<b>2,518</b>	<b>2,378</b>	<b>2,352</b>	<b>2,494</b>	<b>2,361</b>	<b>2,474</b>	<b>2,316</b>	<b>2,501</b>	<b>2,686</b>	<b>2,496</b>	<b>2,733</b>	<b>3,043</b>	<b>2,877</b>	<b>13,389</b>	<b>11,529</b>	<b>10,282</b>	<b>42,613</b>
No Grade Completed	1,982	1,290	136	29	17	9	13	9	6	7	9	36	35	16	17	7	43	37	31	235
Pre-School	2,729	1,026	1,419	202	38	10	7	3	1	3	1	2	-	1	2	-	6	1	4	3
Special Education	47	-	1	1	1	1	2	2	3	3	7	1	1	4	4	2	4	4	5	1
Elementary	27,142	-	852	2,286	2,322	2,332	2,472	2,347	1,842	657	320	211	177	148	176	168	801	782	831	8,418
1st - 4th Grade	13,452	-	852	2,286	2,322	2,332	1,864	482	189	107	78	48	41	39	35	35	177	194	207	2,164
5th - 6th Grade	4,068	-	-	-	-	-	608	1,423	405	99	72	41	30	25	34	25	118	107	129	952
Graduate	9,622	-	-	-	-	-	-	442	1,248	451	170	122	106	84	107	108	506	481	495	5,302
High School	56,929	-	-	-	-	-	-	-	622	1,646	2,162	2,436	1,985	1,714	1,537	1,445	7,223	6,655	5,920	23,584
Undergraduate	13,569	-	-	-	-	-	-	-	622	1,646	2,162	2,128	729	375	257	249	957	832	690	2,922
Graduate	43,360	-	-	-	-	-	-	-	-	-	-	308	1,256	1,339	1,280	1,196	6,266	5,823	5,230	20,662
Post-Secondary	2,524	-	-	-	-	-	-	-	-	-	-	-	1	1	3	44	434	425	346	1,270
Undergraduate	103	-	-	-	-	-	-	-	-	-	-	-	1	1	3	2	24	23	14	35
Graduate	2,421	-	-	-	-	-	-	-	-	-	-	-	-	-	-	42	410	402	332	1,235
College Undergraduate	12,433	-	-	-	-	-	-	-	-	-	-	-	290	845	1,299	1,145	2,675	1,269	1,171	3,739
Academic Degree Holder	11,474	-	-	-	-	-	-	-	-	-	-	-	-	-	-	62	2,149	2,304	1,918	5,041
Post Baccalaureate	74	-	-	-	-	-	-	-	-	-	-	-	-	-	-	-	4	11	5	54
Not Stated	437	5	-	-	-	-	-	-	-	-	2	-	7	4	5	4	50	41	51	268

Highest Grade/Year Completed, Sex and City/Municipality	Total Population 5 Years Old and Over	Age																			
		5	6	7	8	9	10	11	12	13	14	15	16	17	18	19	20 - 24	25 - 29	30 - 34	35 and over	
<b>Male (Mariveles)</b>	<b>58,127</b>	<b>1,226</b>	<b>1,250</b>	<b>1,277</b>	<b>1,204</b>	<b>1,204</b>	<b>1,264</b>	<b>1,224</b>	<b>1,263</b>	<b>1,218</b>	<b>1,279</b>	<b>1,398</b>	<b>1,339</b>	<b>1,460</b>	<b>1,643</b>	<b>1,515</b>	<b>6,928</b>	<b>5,827</b>	<b>5,185</b>	<b>20,423</b>	
No Grade Completed	1,045	676	81	18	12	2	8	4	4	4	6	16	16	7	9	5	24	25	20	108	
Pre-School	1,434	548	732	106	19	5	5	3	1	1	1	2	-	-	2	-	3	-	3	3	
Special Education	28	-	1	1	-	-	2	2	1	2	4	1	-	2	4	-	2	3	3	-	
Elementary	14,123	-	436	1,152	1,173	1,197	1,249	1,215	972	389	202	144	118	100	134	110	535	517	552	3,928	
1st - 4th Grade	7,083	-	436	1,152	1,173	1,197	950	269	122	73	56	38	30	25	26	23	126	139	147	1,101	
5th - 6th Grade	2,143	-	-	-	-	-	299	725	217	58	45	24	22	16	28	17	79	81	78	454	
Graduate	4,897	-	-	-	-	-	-	221	633	258	101	82	66	59	80	70	330	297	327	2,373	
High School	28,759	-	-	-	-	-	-	-	285	822	1,064	1,235	1,076	968	826	754	3,786	3,486	3,015	11,442	
Undergraduate	7,068	-	-	-	-	-	-	-	285	822	1,064	1,087	417	210	160	140	585	497	385	1,416	
Graduate	21,691	-	-	-	-	-	-	-	-	-	-	148	659	758	666	614	3,201	2,989	2,630	10,026	
Post-Secondary	1,061	-	-	-	-	-	-	-	-	-	-	-	-	-	2	23	212	213	159	452	
Undergraduate	49	-	-	-	-	-	-	-	-	-	-	-	-	-	2	1	12	10	5	19	
Graduate	1,012	-	-	-	-	-	-	-	-	-	-	-	-	-	-	22	200	203	154	433	
College Undergraduate	6,272	-	-	-	-	-	-	-	-	-	-	-	-	128	380	663	594	1,468	567	583	1,889
Academic Degree Holder	5,155	-	-	-	-	-	-	-	-	-	-	-	-	-	-	25	867	990	819	2,454	
Post Baccalaureate	27	-	-	-	-	-	-	-	-	-	-	-	-	-	-	-	6	3	18		
Not Stated	223	2	-	-	-	-	-	-	-	-	2	-	1	3	3	4	31	20	28	129	
<b>Female (Mariveles)</b>	<b>57,644</b>	<b>1,095</b>	<b>1,158</b>	<b>1,241</b>	<b>1,174</b>	<b>1,148</b>	<b>1,230</b>	<b>1,137</b>	<b>1,211</b>	<b>1,098</b>	<b>1,222</b>	<b>1,288</b>	<b>1,157</b>	<b>1,273</b>	<b>1,400</b>	<b>1,362</b>	<b>6,461</b>	<b>5,702</b>	<b>5,097</b>	<b>22,190</b>	
No Grade Completed	937	614	55	11	5	7	5	5	2	3	3	20	19	9	8	2	19	12	11	127	
Pre-School	1,295	478	687	96	19	5	2	-	-	2	-	-	-	1	-	-	3	1	1	-	
Special Education	19	-	-	-	1	1	-	-	2	1	3	-	1	2	-	2	2	1	2	1	
Elementary	13,019	-	416	1,134	1,149	1,135	1,223	1,132	870	268	118	67	59	48	42	58	266	265	279	4,490	
1st - 4th Grade	6,369	-	416	1,134	1,149	1,135	914	213	67	34	22	10	11	14	9	12	51	55	60	1,063	
5th - 6th Grade	1,925	-	-	-	-	-	309	698	188	41	27	17	8	9	6	8	39	26	51	498	
Graduate	4,725	-	-	-	-	-	-	221	615	193	69	40	40	25	27	38	176	184	168	2,929	
High School	28,170	-	-	-	-	-	-	-	337	824	1,098	1,201	909	746	711	691	3,437	3,169	2,905	12,142	
Undergraduate	6,501	-	-	-	-	-	-	-	337	824	1,098	1,041	312	165	97	109	372	335	305	1,506	
Graduate	21,669	-	-	-	-	-	-	-	-	-	-	160	597	581	614	582	3,065	2,834	2,600	10,636	
Post-Secondary	1,463	-	-	-	-	-	-	-	-	-	-	-	1	1	1	21	222	212	187	818	
Undergraduate	54	-	-	-	-	-	-	-	-	-	-	-	1	1	1	1	12	13	9	16	
Graduate	1,409	-	-	-	-	-	-	-	-	-	-	-	-	-	-	20	210	199	178	802	
College Undergraduate	6,161	-	-	-	-	-	-	-	-	-	-	-	162	465	636	551	1,207	702	588	1,850	
Academic Degree Holder	6,319	-	-	-	-	-	-	-	-	-	-	-	-	-	-	37	1,282	1,314	1,099	2,587	
Post Baccalaureate	47	-	-	-	-	-	-	-	-	-	-	-	-	-	-	-	4	5	2	36	
Not Stated	214	3	-	-	-	-	-	-	-	-	-	-	6	1	2	-	19	21	23	139	

Highest Grade/Year Completed, Sex and City/Municipality	Total Population 5 Years Old and Over	Age																		
		5	6	7	8	9	10	11	12	13	14	15	16	17	18	19	20 - 24	25 - 29	30 - 34	35 and over
<b>MORONG</b>																				
<b>Both Sexes</b>	<b>26,237</b>	<b>685</b>	<b>707</b>	<b>703</b>	<b>681</b>	<b>588</b>	<b>659</b>	<b>618</b>	<b>584</b>	<b>590</b>	<b>572</b>	<b>602</b>	<b>555</b>	<b>590</b>	<b>543</b>	<b>516</b>	<b>2,661</b>	<b>2,519</b>	<b>2,262</b>	<b>9,602</b>
No Grade Completed	782	445	136	26	11	2	2	2	4	5	5	14	15	8	2	3	6	16	7	73
Pre-School	695	240	385	53	7	4	2	-	-	1	-	-	1	-	-	-	1	-	-	1
Special Education	7	-	-	-	2	-	-	1	-	1	1	-	1	-	1	-	-	-	-	-
Elementary	8,472	-	186	624	661	582	655	615	487	235	109	72	54	56	60	54	253	267	292	3,210
1st - 4th Grade	4,106	-	186	624	661	582	541	189	92	47	25	18	19	15	17	21	77	70	79	843
5th - 6th Grade	1,257	-	-	-	-	-	114	332	120	45	24	19	12	11	14	8	54	54	60	390
Graduate	3,109	-	-	-	-	-	-	94	275	143	60	35	23	30	29	25	122	143	153	1,977
High School	11,482	-	-	-	-	-	-	-	93	348	457	516	435	388	325	314	1,538	1,494	1,297	4,277
Undergraduate	3,644	-	-	-	-	-	-	-	93	348	457	483	198	88	70	60	312	287	254	994
Graduate	7,838	-	-	-	-	-	-	-	-	-	-	33	237	300	255	254	1,226	1,207	1,043	3,283
Post-Secondary	563	-	-	-	-	-	-	-	-	-	-	-	-	2	1	8	72	96	70	314
Undergraduate	24	-	-	-	-	-	-	-	-	-	-	-	-	2	1	2	4	3	2	10
Graduate	539	-	-	-	-	-	-	-	-	-	-	-	-	-	-	6	68	93	68	304
College Undergraduate	2,363	-	-	-	-	-	-	-	-	-	-	-	49	136	154	131	464	322	296	811
Academic Degree Holder	1,856	-	-	-	-	-	-	-	-	-	-	-	-	-	-	6	327	324	296	903
Post Baccalaureate	17	-	-	-	-	-	-	-	-	-	-	-	-	-	-	-	-	-	4	13
Not Stated	-	-	-	-	-	-	-	-	-	-	-	-	-	-	-	-	-	-	-	-

Highest Grade/Year Completed, Sex and City/Municipality	Total Population 5 Years Old and Over	Age																		
		5	6	7	8	9	10	11	12	13	14	15	16	17	18	19	20 - 24	25 - 29	30 - 34	35 and over
<b>Male (Morong)</b>	<b>13,298</b>	<b>345</b>	<b>364</b>	<b>349</b>	<b>364</b>	<b>302</b>	<b>324</b>	<b>299</b>	<b>298</b>	<b>297</b>	<b>312</b>	<b>306</b>	<b>304</b>	<b>308</b>	<b>298</b>	<b>276</b>	<b>1,351</b>	<b>1,293</b>	<b>1,172</b>	<b>4,736</b>
No Grade Completed	403	227	73	14	7	2	1	1	3	2	3	8	6	5	2	3	5	9	2	30
Pre-School	359	118	197	35	4	1	2	-	-	-	-	-	1	-	-	-	-	-	-	1
Special Education	3	-	-	-	1	-	-	-	-	1	1	-	-	-	-	-	-	-	-	-
Elementary	4,329	-	94	300	352	299	321	298	254	137	69	45	39	38	36	36	154	174	187	1,496
1st - 4th Grade	2,177	-	94	300	352	299	270	110	60	29	16	12	12	13	12	17	54	50	58	419
5th - 6th Grade	624	-	-	-	-	-	51	142	73	23	13	13	9	9	8	4	35	31	35	178
Graduate	1,528	-	-	-	-	-	-	46	121	85	40	20	18	16	16	15	65	93	94	899
High School	6,002	-	-	-	-	-	-	-	41	157	239	253	239	201	191	171	797	779	683	2,251
Undergraduate	1,883	-	-	-	-	-	-	-	41	157	239	237	120	52	45	36	158	149	133	516
Graduate	4,119	-	-	-	-	-	-	-	-	-	-	16	119	149	146	135	639	630	550	1,735
Post-Secondary	291	-	-	-	-	-	-	-	-	-	-	-	-	1	1	3	46	59	34	147
Undergraduate	11	-	-	-	-	-	-	-	-	-	-	-	-	1	1	1	1	1	1	5
Graduate	280	-	-	-	-	-	-	-	-	-	-	-	-	-	-	2	45	58	33	142
College Undergraduate	1,147	-	-	-	-	-	-	-	-	-	-	-	19	63	68	59	220	137	136	445
Academic Degree Holder	759	-	-	-	-	-	-	-	-	-	-	-	-	-	-	4	129	135	129	362
Post Baccalaureate	5	-	-	-	-	-	-	-	-	-	-	-	-	-	-	-	-	-	1	4
Not Stated	-	-	-	-	-	-	-	-	-	-	-	-	-	-	-	-	-	-	-	-
<b>Female (Morong)</b>	<b>12,939</b>	<b>340</b>	<b>343</b>	<b>354</b>	<b>317</b>	<b>286</b>	<b>335</b>	<b>319</b>	<b>286</b>	<b>293</b>	<b>260</b>	<b>296</b>	<b>251</b>	<b>282</b>	<b>245</b>	<b>240</b>	<b>1,310</b>	<b>1,226</b>	<b>1,090</b>	<b>4,866</b>
No Grade Completed	379	218	63	12	4	-	1	1	1	3	2	6	9	3	-	-	1	7	5	43
Pre-School	336	122	188	18	3	3	-	-	-	1	-	-	-	-	-	-	1	-	-	-
Special Education	4	-	-	-	1	-	-	1	-	-	-	-	1	-	1	-	-	-	-	-
Elementary	4,143	-	92	324	309	283	334	317	233	98	40	27	15	18	24	18	99	93	105	1,714
1st - 4th Grade	1,929	-	92	324	309	283	271	79	32	18	9	6	7	2	5	4	23	20	21	424
5th - 6th Grade	633	-	-	-	-	-	63	190	47	22	11	6	3	2	6	4	19	23	25	212
Graduate	1,581	-	-	-	-	-	-	48	154	58	20	15	5	14	13	10	57	50	59	1,078
High School	5,480	-	-	-	-	-	-	-	52	191	218	263	196	187	134	143	741	715	614	2,026
Undergraduate	1,761	-	-	-	-	-	-	-	52	191	218	246	78	36	25	24	154	138	121	478
Graduate	3,719	-	-	-	-	-	-	-	-	-	-	17	118	151	109	119	587	577	493	1,548
Post-Secondary	272	-	-	-	-	-	-	-	-	-	-	-	-	1	-	5	26	37	36	167
Undergraduate	13	-	-	-	-	-	-	-	-	-	-	-	-	1	-	1	3	2	1	5
Graduate	259	-	-	-	-	-	-	-	-	-	-	-	-	-	4	23	35	35	162	
College Undergraduate	1,216	-	-	-	-	-	-	-	-	-	-	-	30	73	86	72	244	185	160	366
Academic Degree Holder	1,097	-	-	-	-	-	-	-	-	-	-	-	-	-	-	2	198	189	167	541
Post Baccalaureate	12	-	-	-	-	-	-	-	-	-	-	-	-	-	-	-	-	-	3	9
Not Stated	-	-	-	-	-	-	-	-	-	-	-	-	-	-	-	-	-	-	-	-

Highest Grade/Year Completed, Sex and City/Municipality	Total Population 5 Years Old and Over	Age																		
		5	6	7	8	9	10	11	12	13	14	15	16	17	18	19	20 - 24	25 - 29	30 - 34	35 and over
<i>ORANI</i>																				
<b>Both Sexes</b>	<b>60,257</b>	<b>1,360</b>	<b>1,311</b>	<b>1,408</b>	<b>1,311</b>	<b>1,253</b>	<b>1,286</b>	<b>1,247</b>	<b>1,271</b>	<b>1,147</b>	<b>1,234</b>	<b>1,253</b>	<b>1,210</b>	<b>1,184</b>	<b>1,206</b>	<b>1,209</b>	<b>5,979</b>	<b>5,730</b>	<b>5,001</b>	<b>24,657</b>
No Grade Completed	1,013	587	63	13	8	5	1	4	3	4	6	24	36	14	10	10	20	24	22	159
Pre-School	1,712	771	782	118	16	7	3	4	-	1	-	-	-	-	-	1	1	-	1	7
Special Education	21	-	1	-	1	1	1	-	2	-	2	1	2	-	-	2	3	2	3	-
Elementary	18,027	-	465	1,277	1,286	1,240	1,281	1,239	974	364	185	145	100	96	103	95	491	588	523	7,575
1st - 4th Grade	7,982	-	465	1,277	1,286	1,240	954	297	97	57	45	44	21	27	34	26	90	85	71	1,866
5th - 6th Grade	2,665	-	-	-	-	-	327	686	237	69	36	24	20	16	25	18	75	85	76	971
Graduate	7,380	-	-	-	-	-	-	256	640	238	104	77	59	53	44	51	326	418	376	4,738
High School	24,820	-	-	-	-	-	-	-	292	778	1,041	1,083	840	606	571	540	2,941	2,921	2,557	10,650
Undergraduate	8,029	-	-	-	-	-	-	-	292	778	1,041	987	426	223	168	143	635	632	519	2,185
Graduate	16,791	-	-	-	-	-	-	-	-	-	-	96	414	383	403	397	2,306	2,289	2,038	8,465
Post-Secondary	2,392	-	-	-	-	-	-	-	-	-	-	-	1	5	6	46	354	357	348	1,275
Undergraduate	78	-	-	-	-	-	-	-	-	-	-	-	1	5	6	1	11	19	9	26
Graduate	2,314	-	-	-	-	-	-	-	-	-	-	-	-	-	-	45	343	338	339	1,249
College Undergraduate	5,986	-	-	-	-	-	-	-	-	-	-	-	231	463	516	491	1,084	683	550	1,968
Academic Degree Holder	6,243	-	-	-	-	-	-	-	-	-	-	-	-	-	-	24	1,083	1,153	993	2,990
Post Baccalaureate	41	-	-	-	-	-	-	-	-	-	-	-	-	-	-	-	2	2	4	33
Not Stated	2	2	-	-	-	-	-	-	-	-	-	-	-	-	-	-	-	-	-	-

Highest Grade/Year Completed, Sex and City/Municipality	Total Population 5 Years Old and Over	Age																		
		5	6	7	8	9	10	11	12	13	14	15	16	17	18	19	20 - 24	25 - 29	30 - 34	35 and over
<b>Male (Orani)</b>	<b>30,321</b>	<b>701</b>	<b>699</b>	<b>736</b>	<b>693</b>	<b>641</b>	<b>666</b>	<b>615</b>	<b>691</b>	<b>566</b>	<b>648</b>	<b>692</b>	<b>630</b>	<b>635</b>	<b>628</b>	<b>602</b>	<b>3,017</b>	<b>2,910</b>	<b>2,501</b>	<b>12,050</b>
No Grade Completed	520	307	37	10	7	1	-	3	3	2	4	13	15	9	3	6	9	16	14	61
Pre-School	925	393	430	74	12	3	2	4	-	-	-	-	-	-	-	1	1	-	1	4
Special Education	13	-	1	-	-	1	1	-	1	-	2	1	1	-	-	-	1	2	2	-
Elementary	8,968	-	231	652	674	636	663	608	525	202	112	95	66	58	70	57	319	353	323	3,324
1st - 4th Grade	4,125	-	231	652	674	636	510	160	62	32	32	31	11	16	26	16	64	60	52	860
5th - 6th Grade	1,288	-	-	-	-	-	153	332	121	41	19	14	15	13	13	13	52	54	43	405
Graduate	3,555	-	-	-	-	-	-	116	342	129	61	50	40	29	31	28	203	239	228	2,059
High School	12,917	-	-	-	-	-	-	-	162	362	530	583	447	341	308	258	1,530	1,482	1,290	5,624
Undergraduate	4,231	-	-	-	-	-	-	-	162	362	530	533	241	140	100	78	353	357	285	1,090
Graduate	8,686	-	-	-	-	-	-	-	-	-	-	50	206	201	208	180	1,177	1,125	1,005	4,534
Post-Secondary	1,313	-	-	-	-	-	-	-	-	-	-	-	1	4	5	32	204	222	215	630
Undergraduate	45	-	-	-	-	-	-	-	-	-	-	-	1	4	5	1	6	9	4	15
Graduate	1,268	-	-	-	-	-	-	-	-	-	-	-	-	-	-	31	198	213	211	615
College Undergraduate	3,015	-	-	-	-	-	-	-	-	-	-	-	100	223	242	235	541	332	253	1,089
Academic Degree Holder	2,633	-	-	-	-	-	-	-	-	-	-	-	-	-	-	13	411	502	402	1,305
Post Baccalaureate	16	-	-	-	-	-	-	-	-	-	-	-	-	-	-	-	1	1	1	13
Not Stated	1	1	-	-	-	-	-	-	-	-	-	-	-	-	-	-	-	-	-	-
<b>Female (Orani)</b>	<b>29,936</b>	<b>659</b>	<b>612</b>	<b>672</b>	<b>618</b>	<b>612</b>	<b>620</b>	<b>632</b>	<b>580</b>	<b>581</b>	<b>586</b>	<b>561</b>	<b>580</b>	<b>549</b>	<b>578</b>	<b>607</b>	<b>2,962</b>	<b>2,820</b>	<b>2,500</b>	<b>12,607</b>
No Grade Completed	493	280	26	3	1	4	1	1	-	2	2	11	21	5	7	4	11	8	8	98
Pre-School	787	378	352	44	4	4	1	-	-	1	-	-	-	-	-	-	-	-	-	3
Special Education	8	-	-	-	1	-	-	-	1	-	-	-	1	-	-	2	2	-	1	-
Elementary	9,059	-	234	625	612	604	618	631	449	162	73	50	34	38	33	38	172	235	200	4,251
1st - 4th Grade	3,857	-	234	625	612	604	444	137	35	25	13	13	10	11	8	10	26	25	19	1,006
5th - 6th Grade	1,377	-	-	-	-	-	174	354	116	28	17	10	5	3	12	5	23	31	33	566
Graduate	3,825	-	-	-	-	-	-	140	298	109	43	27	19	24	13	23	123	179	148	2,679
High School	11,903	-	-	-	-	-	-	-	130	416	511	500	393	265	263	282	1,411	1,439	1,267	5,026
Undergraduate	3,798	-	-	-	-	-	-	-	130	416	511	454	185	83	68	65	282	275	234	1,095
Graduate	8,105	-	-	-	-	-	-	-	-	-	-	46	208	182	195	217	1,129	1,164	1,033	3,931
Post-Secondary	1,079	-	-	-	-	-	-	-	-	-	-	-	-	1	1	14	150	135	133	645
Undergraduate	33	-	-	-	-	-	-	-	-	-	-	-	-	1	1	-	5	10	5	11
Graduate	1,046	-	-	-	-	-	-	-	-	-	-	-	-	-	-	14	145	125	128	634
College Undergraduate	2,971	-	-	-	-	-	-	-	-	-	-	-	131	240	274	256	543	351	297	879
Academic Degree Holder	3,610	-	-	-	-	-	-	-	-	-	-	-	-	-	-	11	672	651	591	1,685
Post Baccalaureate	25	-	-	-	-	-	-	-	-	-	-	-	-	-	-	-	1	1	3	20
Not Stated	1	1	-	-	-	-	-	-	-	-	-	-	-	-	-	-	-	-	-	-

Highest Grade/Year Completed, Sex and City/Municipality	Total Population 5 Years Old and Over	Age																		
		5	6	7	8	9	10	11	12	13	14	15	16	17	18	19	20 - 24	25 - 29	30 - 34	35 and over
<i>ORION</i>																				
<b>Both Sexes</b>	<b>50,305</b>	<b>1,112</b>	<b>1,097</b>	<b>1,182</b>	<b>1,179</b>	<b>1,113</b>	<b>1,105</b>	<b>1,050</b>	<b>1,089</b>	<b>1,075</b>	<b>1,151</b>	<b>1,187</b>	<b>976</b>	<b>1,088</b>	<b>1,113</b>	<b>1,041</b>	<b>5,046</b>	<b>4,555</b>	<b>4,307</b>	<b>19,839</b>
No Grade Completed	1,246	713	106	20	13	4	8	5	7	2	6	17	7	6	7	4	27	20	27	247
Pre-School	1,163	381	639	91	23	6	8	2	2	-	2	-	-	1	-	-	1	1	2	4
Special Education	23	-	1	2	2	3	2	1	2	-	-	-	2	1	2	1	2	-	2	-
Elementary	15,311	-	351	1,069	1,141	1,100	1,087	1,042	898	371	175	136	96	105	113	96	523	498	546	5,964
1st - 4th Grade	7,268	-	351	1,069	1,141	1,100	855	259	94	52	39	33	33	22	36	25	161	136	127	1,735
5th - 6th Grade	2,165	-	-	-	-	-	232	627	216	63	33	30	10	15	19	16	75	62	86	681
Graduate	5,878	-	-	-	-	-	-	156	588	256	103	73	53	68	58	55	287	300	333	3,548
High School	20,889	-	-	-	-	-	-	-	180	702	968	1,034	777	622	563	546	2,498	2,315	2,212	8,472
Undergraduate	7,651	-	-	-	-	-	-	-	180	702	968	944	386	239	186	179	606	554	555	2,152
Graduate	13,238	-	-	-	-	-	-	-	-	-	-	90	391	383	377	367	1,892	1,761	1,657	6,320
Post-Secondary	1,750	-	-	-	-	-	-	-	-	-	-	-	1	1	5	15	216	257	272	983
Undergraduate	120	-	-	-	-	-	-	-	-	-	-	-	1	1	5	3	17	14	20	59
Graduate	1,630	-	-	-	-	-	-	-	-	-	-	-	-	-	-	12	199	243	252	924
College Undergraduate	4,328	-	-	-	-	-	-	-	-	-	-	-	93	352	423	361	844	427	399	1,429
Academic Degree Holder	5,524	-	-	-	-	-	-	-	-	-	-	-	-	-	-	18	933	1,031	846	2,696
Post Baccalaureate	53	-	-	-	-	-	-	-	-	-	-	-	-	-	-	-	2	6	1	44
Not Stated	18	18	-	-	-	-	-	-	-	-	-	-	-	-	-	-	-	-	-	-

Highest Grade/Year Completed, Sex and City/Municipality	Total Population 5 Years Old and Over	Age																		
		5	6	7	8	9	10	11	12	13	14	15	16	17	18	19	20 - 24	25 - 29	30 - 34	35 and over
<b>Male (Orion)</b>	<b>25,392</b>	<b>550</b>	<b>602</b>	<b>603</b>	<b>624</b>	<b>574</b>	<b>564</b>	<b>554</b>	<b>565</b>	<b>574</b>	<b>599</b>	<b>578</b>	<b>511</b>	<b>573</b>	<b>598</b>	<b>537</b>	<b>2,557</b>	<b>2,344</b>	<b>2,200</b>	<b>9,685</b>
No Grade Completed	626	365	66	11	8	2	4	5	5	1	4	9	4	3	4	2	16	12	12	93
Pre-School	620	177	362	51	11	4	6	-	1	-	2	-	-	1	-	-	1	-	2	2
Special Education	12	-	-	2	1	2	-	1	-	-	-	-	1	1	-	-	2	-	2	-
Elementary	7,743	-	174	539	604	566	554	548	481	224	114	81	72	68	71	74	357	329	330	2,557
1st - 4th Grade	3,778	-	174	539	604	566	436	157	57	34	25	19	24	16	25	21	119	93	83	786
5th - 6th Grade	1,105	-	-	-	-	-	118	328	115	34	23	18	10	8	11	12	43	36	50	299
Graduate	2,860	-	-	-	-	-	-	63	309	156	66	44	38	44	35	41	195	200	197	1,472
High School	11,058	-	-	-	-	-	-	-	78	349	479	488	400	338	305	288	1,287	1,211	1,151	4,684
Undergraduate	4,135	-	-	-	-	-	-	-	78	349	479	449	218	152	120	103	369	322	329	1,167
Graduate	6,923	-	-	-	-	-	-	-	-	-	-	39	182	186	185	185	918	889	822	3,517
Post-Secondary	824	-	-	-	-	-	-	-	-	-	-	-	-	-	2	8	108	136	148	422
Undergraduate	56	-	-	-	-	-	-	-	-	-	-	-	-	-	2	2	5	3	10	34
Graduate	768	-	-	-	-	-	-	-	-	-	-	-	-	-	-	6	103	133	138	388
College Undergraduate	2,198	-	-	-	-	-	-	-	-	-	-	-	34	162	216	158	426	212	198	792
Academic Degree Holder	2,290	-	-	-	-	-	-	-	-	-	-	-	-	-	-	7	360	441	357	1,125
Post Baccalaureate	13	-	-	-	-	-	-	-	-	-	-	-	-	-	-	-	-	3	-	10
Not Stated	8	8	-	-	-	-	-	-	-	-	-	-	-	-	-	-	-	-	-	-
<b>Female (Orion)</b>	<b>24,913</b>	<b>562</b>	<b>495</b>	<b>579</b>	<b>555</b>	<b>539</b>	<b>541</b>	<b>496</b>	<b>524</b>	<b>501</b>	<b>552</b>	<b>609</b>	<b>465</b>	<b>515</b>	<b>515</b>	<b>504</b>	<b>2,489</b>	<b>2,211</b>	<b>2,107</b>	<b>10,154</b>
No Grade Completed	620	348	40	9	5	2	4	-	2	1	2	8	3	3	3	2	11	8	15	154
Pre-School	543	204	277	40	12	2	2	2	1	-	-	-	-	-	-	-	-	1	-	2
Special Education	11	-	1	-	1	1	2	-	2	-	-	-	1	-	2	1	-	-	-	-
Elementary	7,568	-	177	530	537	534	533	494	417	147	61	55	24	37	42	22	166	169	216	3,407
1st - 4th Grade	3,490	-	177	530	537	534	419	102	37	18	14	14	9	6	11	4	42	43	44	949
5th - 6th Grade	1,060	-	-	-	-	-	114	299	101	29	10	12	-	7	8	4	32	26	36	382
Graduate	3,018	-	-	-	-	-	-	93	279	100	37	29	15	24	23	14	92	100	136	2,076
High School	9,831	-	-	-	-	-	-	-	102	353	489	546	377	284	258	258	1,211	1,104	1,061	3,788
Undergraduate	3,516	-	-	-	-	-	-	-	102	353	489	495	168	87	66	76	237	232	226	985
Graduate	6,315	-	-	-	-	-	-	-	-	-	-	51	209	197	192	182	974	872	835	2,803
Post-Secondary	926	-	-	-	-	-	-	-	-	-	-	-	1	1	3	7	108	121	124	561
Undergraduate	64	-	-	-	-	-	-	-	-	-	-	-	1	1	3	1	12	11	10	25
Graduate	862	-	-	-	-	-	-	-	-	-	-	-	-	-	-	6	96	110	114	536
College Undergraduate	2,130	-	-	-	-	-	-	-	-	-	-	-	59	190	207	203	418	215	201	637
Academic Degree Holder	3,234	-	-	-	-	-	-	-	-	-	-	-	-	-	-	11	573	590	489	1,571
Post Baccalaureate	40	-	-	-	-	-	-	-	-	-	-	-	-	-	-	-	2	3	1	34
Not Stated	10	10	-	-	-	-	-	-	-	-	-	-	-	-	-	-	-	-	-	-



Highest Grade/Year Completed, Sex and City/Municipality	Total Population 5 Years Old and Over	Age																		
		5	6	7	8	9	10	11	12	13	14	15	16	17	18	19	20 - 24	25 - 29	30 - 34	35 and over
<i>PILAR</i>																				
<b>Both Sexes</b>	<b>37,614</b>	<b>812</b>	<b>870</b>	<b>905</b>	<b>810</b>	<b>754</b>	<b>888</b>	<b>755</b>	<b>867</b>	<b>824</b>	<b>885</b>	<b>891</b>	<b>760</b>	<b>824</b>	<b>835</b>	<b>812</b>	<b>3,775</b>	<b>3,472</b>	<b>3,185</b>	<b>14,690</b>
No Grade Completed	830	519	56	12	8	3	5	3	15	3	3	12	4	7	2	5	15	10	38	110
Pre-School	954	286	570	77	10	5	-	1	1	1	-	-	1	-	1	-	1	-	-	-
Special Education	13	-	-	1	1	1	-	-	1	-	1	1	-	-	-	2	2	1	-	2
Elementary	10,524	-	244	815	791	745	883	751	282	262	121	94	71	77	68	44	318	299	343	4,316
1st - 4th Grade	5,177	-	244	815	791	745	705	172	75	34	25	31	21	20	21	15	70	67	82	1,244
5th - 6th Grade	1,489	-	-	-	-	-	178	469	170	39	22	17	14	14	12	10	49	40	43	412
Graduate	3,858	-	-	-	-	-	-	110	37	189	74	46	36	43	35	19	199	192	218	2,660
High School	16,272	-	-	-	-	-	-	-	568	558	760	784	606	441	427	382	1,900	1,852	1,656	6,338
Undergraduate	5,491	-	-	-	-	-	-	-	568	558	760	719	232	129	132	84	397	359	325	1,228
Graduate	10,781	-	-	-	-	-	-	-	-	-	-	65	374	312	295	298	1,503	1,493	1,331	5,110
Post-Secondary	1,103	-	-	-	-	-	-	-	-	-	-	-	-	1	3	15	117	154	163	650
Undergraduate	18	-	-	-	-	-	-	-	-	-	-	-	-	1	3	1	3	6	1	3
Graduate	1,085	-	-	-	-	-	-	-	-	-	-	-	-	-	-	14	114	148	162	647
College Undergraduate	3,510	-	-	-	-	-	-	-	-	-	-	-	78	298	334	329	623	355	319	1,174
Academic Degree Holder	4,383	-	-	-	-	-	-	-	-	-	-	-	-	-	-	35	798	801	663	2,086
Post Baccalaureate	18	-	-	-	-	-	-	-	-	-	-	-	-	-	-	-	1	-	3	14
Not Stated	7	7	-	-	-	-	-	-	-	-	-	-	-	-	-	-	-	-	-	-

Highest Grade/Year Completed, Sex and City/Municipality	Total Population 5 Years Old and Over	Age																		
		5	6	7	8	9	10	11	12	13	14	15	16	17	18	19	20 - 24	25 - 29	30 - 34	35 and over
<b>Male (Pilar)</b>	<b>18,907</b>	<b>437</b>	<b>449</b>	<b>442</b>	<b>435</b>	<b>386</b>	<b>473</b>	<b>403</b>	<b>451</b>	<b>429</b>	<b>443</b>	<b>476</b>	<b>411</b>	<b>428</b>	<b>441</b>	<b>399</b>	<b>1,921</b>	<b>1,746</b>	<b>1,629</b>	<b>7,108</b>
No Grade Completed	461	281	31	5	5	2	4	3	14	1	2	5	3	6	1	2	9	6	28	53
Pre-School	505	153	301	38	7	2	-	-	1	1	-	-	-	-	1	-	1	-	-	-
Special Education	9	-	-	1	1	1	-	-	1	-	1	1	-	-	-	1	1	-	-	1
Elementary	5,295	-	117	398	422	381	469	400	150	147	66	60	47	54	47	30	216	178	213	1,900
1st - 4th Grade	2,709	-	117	398	422	381	389	109	46	19	14	20	16	17	17	10	54	52	49	579
5th - 6th Grade	730	-	-	-	-	-	80	232	86	22	9	10	9	11	10	8	31	25	27	170
Graduate	1,856	-	-	-	-	-	-	59	18	106	43	30	22	26	20	12	131	101	137	1,151
High School	8,563	-	-	-	-	-	-	-	285	280	374	410	312	242	243	193	1,019	974	884	3,347
Undergraduate	2,938	-	-	-	-	-	-	-	285	280	374	379	129	74	81	45	238	219	178	656
Graduate	5,625	-	-	-	-	-	-	-	-	-	-	31	183	168	162	148	781	755	706	2,691
Post-Secondary	495	-	-	-	-	-	-	-	-	-	-	-	-	-	1	6	61	80	84	263
Undergraduate	8	-	-	-	-	-	-	-	-	-	-	-	-	-	1	-	1	4	-	2
Graduate	487	-	-	-	-	-	-	-	-	-	-	-	-	-	-	6	60	76	84	261
College Undergraduate	1,739	-	-	-	-	-	-	-	-	-	-	-	49	126	148	151	301	162	150	652
Academic Degree Holder	1,832	-	-	-	-	-	-	-	-	-	-	-	-	-	-	16	313	346	268	889
Post Baccalaureate	5	-	-	-	-	-	-	-	-	-	-	-	-	-	-	-	-	-	2	3
Not Stated	3	3	-	-	-	-	-	-	-	-	-	-	-	-	-	-	-	-	-	-
<b>Female (Pilar)</b>	<b>18,707</b>	<b>375</b>	<b>421</b>	<b>463</b>	<b>375</b>	<b>368</b>	<b>415</b>	<b>352</b>	<b>416</b>	<b>395</b>	<b>442</b>	<b>415</b>	<b>349</b>	<b>396</b>	<b>394</b>	<b>413</b>	<b>1,854</b>	<b>1,726</b>	<b>1,556</b>	<b>7,582</b>
No Grade Completed	369	238	25	7	3	1	1	-	1	2	1	7	1	1	1	3	6	4	10	57
Pre-School	449	133	269	39	3	3	-	1	-	-	-	-	1	-	-	-	-	-	-	-
Special Education	4	-	-	-	-	-	-	-	-	-	-	-	-	-	-	1	1	1	-	1
Elementary	5,229	-	127	417	369	364	414	351	132	115	55	34	24	23	21	14	102	121	130	2,416
1st - 4th Grade	2,468	-	127	417	369	364	316	63	29	15	11	11	5	3	4	5	16	15	33	665
5th - 6th Grade	759	-	-	-	-	-	98	237	84	17	13	7	5	3	2	2	18	15	16	242
Graduate	2,002	-	-	-	-	-	-	51	19	83	31	16	14	17	15	7	68	91	81	1,509
High School	7,709	-	-	-	-	-	-	-	283	278	386	374	294	199	184	189	881	878	772	2,991
Undergraduate	2,553	-	-	-	-	-	-	-	283	278	386	340	103	55	51	39	159	140	147	572
Graduate	5,156	-	-	-	-	-	-	-	-	-	-	34	191	144	133	150	722	738	625	2,419
Post-Secondary	608	-	-	-	-	-	-	-	-	-	-	-	-	1	2	9	56	74	79	387
Undergraduate	10	-	-	-	-	-	-	-	-	-	-	-	-	1	2	1	2	2	1	1
Graduate	598	-	-	-	-	-	-	-	-	-	-	-	-	-	-	8	54	72	78	386
College Undergraduate	1,771	-	-	-	-	-	-	-	-	-	-	-	29	172	186	178	322	193	169	522
Academic Degree Holder	2,551	-	-	-	-	-	-	-	-	-	-	-	-	-	-	19	485	455	395	1,197
Post Baccalaureate	13	-	-	-	-	-	-	-	-	-	-	-	-	-	-	-	1	-	1	11
Not Stated	4	4	-	-	-	-	-	-	-	-	-	-	-	-	-	-	-	-	-	-

Highest Grade/Year Completed, Sex and City/Municipality	Total Population 5 Years Old and Over	Age																		
		5	6	7	8	9	10	11	12	13	14	15	16	17	18	19	20 - 24	25 - 29	30 - 34	35 and over
<b>SAMAL</b>																				
<b>Both Sexes</b>	<b>31,904</b>	<b>713</b>	<b>699</b>	<b>781</b>	<b>695</b>	<b>648</b>	<b>683</b>	<b>644</b>	<b>665</b>	<b>731</b>	<b>699</b>	<b>725</b>	<b>610</b>	<b>728</b>	<b>658</b>	<b>660</b>	<b>3,081</b>	<b>2,909</b>	<b>2,563</b>	<b>13,012</b>
No Grade Completed	688	423	53	9	1	3	2	3	1	10	6	14	13	6	5	3	11	9	4	112
Pre-School	826	274	448	83	10	3	1	-	1	-	-	-	-	-	-	2	-	-	-	4
Special Education	9	-	1	-	-	-	2	-	1	1	1	-	-	-	2	1	-	-	-	-
Elementary	8,987	-	196	689	684	642	678	641	539	257	101	75	38	52	42	62	241	263	266	3,521
1st - 4th Grade	4,252	-	196	689	684	642	608	165	49	36	20	20	16	9	11	15	61	59	57	915
5th - 6th Grade	1,245	-	-	-	-	-	70	385	145	37	10	12	8	12	7	12	25	33	41	448
Graduate	3,490	-	-	-	-	-	-	91	345	184	71	43	14	31	24	35	155	171	168	2,158
High School	12,090	-	-	-	-	-	-	-	123	463	591	636	476	397	311	279	1,384	1,319	1,185	4,926
Undergraduate	4,251	-	-	-	-	-	-	-	123	463	591	602	223	118	73	73	313	315	235	1,122
Graduate	7,839	-	-	-	-	-	-	-	-	-	-	34	253	279	238	206	1,071	1,004	950	3,804
Post-Secondary	1,673	-	-	-	-	-	-	-	-	-	-	-	1	-	2	17	192	219	202	1,040
Undergraduate	31	-	-	-	-	-	-	-	-	-	-	-	1	-	2	-	4	5	6	13
Graduate	1,642	-	-	-	-	-	-	-	-	-	-	-	-	-	-	17	188	214	196	1,027
College Undergraduate	3,159	-	-	-	-	-	-	-	-	-	-	-	82	273	296	279	587	325	292	1,025
Academic Degree Holder	4,405	-	-	-	-	-	-	-	-	-	-	-	-	-	-	17	666	769	610	2,343
Post Baccalaureate	50	-	-	-	-	-	-	-	-	-	-	-	-	-	-	-	-	5	4	41
Not Stated	17	16	1	-	-	-	-	-	-	-	-	-	-	-	-	-	-	-	-	-

Highest Grade/Year Completed, Sex and City/Municipality	Total Population 5 Years Old and Over	Age																		
		5	6	7	8	9	10	11	12	13	14	15	16	17	18	19	20 - 24	25 - 29	30 - 34	35 and over
<b>Male (Samal)</b>	<b>16,003</b>	<b>376</b>	<b>361</b>	<b>407</b>	<b>356</b>	<b>321</b>	<b>366</b>	<b>322</b>	<b>322</b>	<b>380</b>	<b>372</b>	<b>383</b>	<b>310</b>	<b>356</b>	<b>369</b>	<b>343</b>	<b>1,593</b>	<b>1,452</b>	<b>1,321</b>	<b>6,293</b>
No Grade Completed	346	219	25	7	1	3	2	3	1	5	4	6	2	4	4	2	6	7	2	43
Pre-School	440	153	230	47	5	2	-	-	-	-	-	-	-	-	-	1	-	-	-	2
Special Education	6	-	1	-	-	-	2	-	-	-	1	-	-	-	1	1	-	-	-	-
Elementary	4,421	-	105	353	350	316	362	319	262	145	66	51	27	33	34	51	168	153	157	1,469
1st - 4th Grade	2,179	-	105	353	350	316	323	95	34	25	17	13	13	6	7	13	50	35	36	388
5th - 6th Grade	609	-	-	-	-	-	39	182	65	20	5	9	5	8	6	8	14	23	21	204
Graduate	1,633	-	-	-	-	-	-	42	163	100	44	29	9	19	21	30	104	95	100	877
High School	6,327	-	-	-	-	-	-	-	59	230	301	326	243	201	186	147	729	654	616	2,635
Undergraduate	2,279	-	-	-	-	-	-	-	59	230	301	311	129	67	43	40	183	171	138	607
Graduate	4,048	-	-	-	-	-	-	-	-	-	-	15	114	134	143	107	546	483	478	2,028
Post-Secondary	936	-	-	-	-	-	-	-	-	-	-	-	1	-	1	10	117	139	126	542
Undergraduate	17	-	-	-	-	-	-	-	-	-	-	-	1	-	1	-	1	4	5	5
Graduate	919	-	-	-	-	-	-	-	-	-	-	-	-	-	-	10	116	135	121	537
College Undergraduate	1,588	-	-	-	-	-	-	-	-	-	-	-	37	118	143	119	296	143	145	587
Academic Degree Holder	1,920	-	-	-	-	-	-	-	-	-	-	-	-	-	-	12	277	353	273	1,005
Post Baccalaureate	15	-	-	-	-	-	-	-	-	-	-	-	-	-	-	-	-	3	2	10
Not Stated	4	4	-	-	-	-	-	-	-	-	-	-	-	-	-	-	-	-	-	-
<b>Female (Samal)</b>	<b>15,901</b>	<b>337</b>	<b>338</b>	<b>374</b>	<b>339</b>	<b>327</b>	<b>317</b>	<b>322</b>	<b>343</b>	<b>351</b>	<b>327</b>	<b>342</b>	<b>300</b>	<b>372</b>	<b>289</b>	<b>317</b>	<b>1,488</b>	<b>1,457</b>	<b>1,242</b>	<b>6,719</b>
No Grade Completed	342	204	28	2	-	-	-	-	-	5	2	8	11	2	1	1	5	2	2	69
Pre-School	386	121	218	36	5	1	1	-	1	-	-	-	-	-	-	1	-	-	-	2
Special Education	3	-	-	-	-	-	-	-	1	1	-	-	-	-	1	-	-	-	-	-
Elementary	4,566	-	91	336	334	326	316	322	277	112	35	24	11	19	8	11	73	110	109	2,052
1st - 4th Grade	2,073	-	91	336	334	326	285	70	15	11	3	7	3	3	4	2	11	24	21	527
5th - 6th Grade	636	-	-	-	-	-	31	203	80	17	5	3	3	4	1	4	11	10	20	244
Graduate	1,857	-	-	-	-	-	-	49	182	84	27	14	5	12	3	5	51	76	68	1,281
High School	5,763	-	-	-	-	-	-	-	64	233	290	310	233	196	125	132	655	665	569	2,291
Undergraduate	1,972	-	-	-	-	-	-	-	64	233	290	291	94	51	30	33	130	144	97	515
Graduate	3,791	-	-	-	-	-	-	-	-	-	-	19	139	145	95	99	525	521	472	1,776
Post-Secondary	737	-	-	-	-	-	-	-	-	-	-	-	-	-	1	7	75	80	76	498
Undergraduate	14	-	-	-	-	-	-	-	-	-	-	-	-	-	1	-	3	1	1	8
Graduate	723	-	-	-	-	-	-	-	-	-	-	-	-	-	-	7	72	79	75	490
College Undergraduate	1,571	-	-	-	-	-	-	-	-	-	-	-	45	155	153	160	291	182	147	438
Academic Degree Holder	2,485	-	-	-	-	-	-	-	-	-	-	-	-	-	-	5	389	416	337	1,338
Post Baccalaureate	35	-	-	-	-	-	-	-	-	-	-	-	-	-	-	-	-	2	2	31
Not Stated	13	12	1	-	-	-	-	-	-	-	-	-	-	-	-	-	-	-	-	-

Source: *Philippine Statistics Authority, 2015 Census of Population*

sep2021/pop 5yrs&over-highestgrade

**Table 1.15**  
**Household Population 5 to 24 Years Old Who Were Currently Attending School**  
**by Age Group and Sex by City/Municipality**  
*Bataan 2015*

Age Group and City/ Municipality	Household Population 5 to 24 Years Old			Household Population 5 to 24 Years Old Who Were Currently Attending School		
	Both Sexes	Male	Female	Both Sexes	Male	Female
<b>BATAAN</b>						
<b>Total</b>	<b>294,120</b>	<b>151,621</b>	<b>142,499</b>	<b>197,505</b>	<b>101,537</b>	<b>95,968</b>
5 - 9	76,410	39,657	36,753	73,326	37,960	35,366
10 - 14	73,587	38,112	35,475	71,329	36,671	34,658
15 - 19	74,315	38,406	35,909	44,754	22,545	22,209
20 - 24	69,808	35,446	34,362	8,096	4,361	3,735
<b>ABUCAY</b>						
<b>Total</b>	<b>14,624</b>	<b>7,492</b>	<b>7,132</b>	<b>9,951</b>	<b>5,113</b>	<b>4,838</b>
5 - 9	3,885	1,984	1,901	3,649	1,853	1,796
10 - 14	3,631	1,894	1,737	3,497	1,801	1,696
15 - 19	3,569	1,844	1,725	2,364	1,205	1,159
20 - 24	3,539	1,770	1,769	441	254	187
<b>BAGAC</b>						
<b>Total</b>	<b>10,290</b>	<b>5,369</b>	<b>4,921</b>	<b>6,943</b>	<b>3,605</b>	<b>3,338</b>
5 - 9	2,865	1,488	1,377	2,748	1,421	1,327
10 - 14	2,481	1,333	1,148	2,400	1,288	1,112
15 - 19	2,604	1,360	1,244	1,521	756	765
20 - 24	2,340	1,188	1,152	274	140	134
<b>CITY OF BALANGA (Capital)</b>						
<b>Total</b>	<b>36,130</b>	<b>18,422</b>	<b>17,708</b>	<b>25,137</b>	<b>12,805</b>	<b>12,332</b>
5 - 9	9,089	4,663	4,426	8,832	4,519	4,313
10 - 14	8,991	4,594	4,397	8,713	4,421	4,292
15 - 19	9,477	4,848	4,629	6,211	3,117	3,094
20 - 24	8,573	4,317	4,256	1,381	748	633
<b>DINALUPIHAN</b>						
<b>Total</b>	<b>42,407</b>	<b>22,110</b>	<b>20,297</b>	<b>28,559</b>	<b>14,792</b>	<b>13,767</b>
5 - 9	11,174	5,842	5,332	10,731	5,597	5,134
10 - 14	10,842	5,634	5,208	10,543	5,449	5,094
15 - 19	10,693	5,599	5,094	6,304	3,213	3,091
20 - 24	9,698	5,035	4,663	981	533	448
<b>HERMOSA</b>						
<b>Total</b>	<b>26,066</b>	<b>13,581</b>	<b>12,485</b>	<b>17,324</b>	<b>8,996</b>	<b>8,328</b>
5 - 9	7,163	3,819	3,344	6,865	3,649	3,216
10 - 14	6,497	3,376	3,121	6,294	3,238	3,056
15 - 19	6,460	3,342	3,118	3,658	1,826	1,832
20 - 24	5,946	3,044	2,902	507	283	224

Age Group and City/ Municipality	Household Population 5 to 24 Years Old			Household Population 5 to 24 Years Old Who Were Currently Attending School		
	Both Sexes	Male	Female	Both Sexes	Male	Female
<b>LIMAY</b>						
<b>Total</b>	<b>26,960</b>	<b>13,972</b>	<b>12,988</b>	<b>18,179</b>	<b>9,368</b>	<b>8,811</b>
5 - 9	6,918	3,599	3,319	6,699	3,460	3,239
10 - 14	6,761	3,545	3,216	6,554	3,407	3,147
15 - 19	6,887	3,563	3,324	4,204	2,114	2,090
20 - 24	6,394	3,265	3,129	722	387	335
<b>MARIVELES</b>						
<b>Total</b>	<b>49,737</b>	<b>25,264</b>	<b>24,473</b>	<b>32,188</b>	<b>16,367</b>	<b>15,821</b>
5 - 9	11,959	6,155	5,804	11,430	5,873	5,557
10 - 14	12,089	6,221	5,868	11,719	5,992	5,727
15 - 19	12,869	6,471	6,398	7,519	3,735	3,784
20 - 24	12,820	6,417	6,403	1,520	767	753
<b>MORONG</b>						
<b>Total</b>	<b>11,852</b>	<b>6,095</b>	<b>5,757</b>	<b>7,884</b>	<b>4,006</b>	<b>3,878</b>
5 - 9	3,364	1,724	1,640	3,212	1,653	1,559
10 - 14	3,023	1,530	1,493	2,947	1,479	1,468
15 - 19	2,806	1,492	1,314	1,495	753	742
20 - 24	2,659	1,349	1,310	230	121	109
<b>ORANI</b>						
<b>Total</b>	<b>24,861</b>	<b>12,855</b>	<b>12,006</b>	<b>16,830</b>	<b>8,741</b>	<b>8,089</b>
5 - 9	6,643	3,470	3,173	6,395	3,336	3,059
10 - 14	6,185	3,186	2,999	6,001	3,067	2,934
15 - 19	6,061	3,186	2,875	3,743	1,949	1,794
20 - 24	5,972	3,013	2,959	691	389	302
<b>ORION</b>						
<b>Total</b>	<b>21,543</b>	<b>11,133</b>	<b>10,410</b>	<b>14,268</b>	<b>7,345</b>	<b>6,923</b>
5 - 9	5,663	2,943	2,720	5,416	2,822	2,594
10 - 14	5,462	2,854	2,608	5,246	2,709	2,537
15 - 19	5,394	2,792	2,602	3,103	1,529	1,574
20 - 24	5,024	2,544	2,480	503	285	218
<b>PILAR</b>						
<b>Total</b>	<b>16,230</b>	<b>8,391</b>	<b>7,839</b>	<b>10,993</b>	<b>5,663</b>	<b>5,330</b>
5 - 9	4,151	2,149	2,002	3,977	2,045	1,932
10 - 14	4,203	2,183	2,020	4,094	2,120	1,974
15 - 19	4,114	2,148	1,966	2,493	1,266	1,227
20 - 24	3,762	1,911	1,851	429	232	197
<b>SAMAL</b>						
<b>Total</b>	<b>13,420</b>	<b>6,937</b>	<b>6,483</b>	<b>9,249</b>	<b>4,736</b>	<b>4,513</b>
5 - 9	3,536	1,821	1,715	3,372	1,732	1,640
10 - 14	3,422	1,762	1,660	3,321	1,700	1,621
15 - 19	3,381	1,761	1,620	2,139	1,082	1,057
20 - 24	3,081	1,593	1,488	417	222	195

Source: *Philippine Statistics Authority, 2015 Census of Population*

SEP2021/hhpop 5-24yrs old attendingsch

**Table 1.16**  
**Number of Households by Age Group, Sex of Household Head and Household Size by City/Municipality**  
*Bataan 2015*

Sex, Age Group of the Household Head, and City/Municipality	Total Number of Households	Household Size								Average Household Size
		1	2	3	4	5	6	7	8 & over	
<b>BATAAN</b>										
<b>Both Sexes</b>	<b>173,212</b>	<b>11,186</b>	<b>20,764</b>	<b>31,277</b>	<b>36,858</b>	<b>29,592</b>	<b>19,242</b>	<b>11,128</b>	<b>13,165</b>	<b>4.4</b>
Below 20	968	214	302	312	77	33	15	9	6	2.5
20 - 29	20,226	1,614	3,374	6,958	5,018	1,982	749	291	240	3.4
30 - 39	39,814	1,919	3,397	7,442	11,177	8,201	4,299	1,921	1,458	4.2
40 - 49	41,437	1,848	3,122	5,617	9,115	8,670	5,934	3,421	3,710	4.8
50 - 59	35,893	2,035	3,950	5,410	6,425	6,149	4,619	3,046	4,259	4.8
60 - 69	23,577	1,947	4,096	3,742	3,601	3,282	2,590	1,756	2,563	4.4
70 - 79	8,242	1,104	1,795	1,310	1,032	971	784	524	722	4.0
80 years and over	3,055	505	728	486	413	304	252	160	207	3.6
<b>Male Household Head</b>	<b>137,261</b>	<b>6,584</b>	<b>14,301</b>	<b>24,791</b>	<b>30,912</b>	<b>24,905</b>	<b>16,009</b>	<b>9,129</b>	<b>10,630</b>	<b>4.5</b>
Below 20	707	145	206	260	57	18	11	6	4	2.5
20 - 29	17,118	1,087	2,567	6,206	4,506	1,737	613	225	177	3.4
30 - 39	34,686	1,391	2,552	6,357	10,116	7,458	3,868	1,704	1,240	4.3
40 - 49	34,639	1,278	2,135	4,328	7,806	7,659	5,240	2,987	3,206	4.9
50 - 59	27,940	1,263	2,633	4,064	5,106	5,032	3,801	2,529	3,512	4.9
60 - 69	16,213	908	2,754	2,589	2,547	2,316	1,889	1,283	1,927	4.6
70 - 79	4,624	378	1,118	768	579	543	464	309	465	4.2
80 years and over	1,334	134	336	219	195	142	123	86	99	3.9
<b>Female Household Head</b>	<b>35,951</b>	<b>4,602</b>	<b>6,463</b>	<b>6,486</b>	<b>5,946</b>	<b>4,687</b>	<b>3,233</b>	<b>1,999</b>	<b>2,535</b>	<b>3.9</b>
Below 20	261	69	96	52	20	15	4	3	2	2.4
20 - 29	3,108	527	807	752	512	245	136	66	63	3.1
30 - 39	5,128	528	845	1,085	1,061	743	431	217	218	3.8
40 - 49	6,798	570	987	1,289	1,309	1,011	694	434	504	4.2
50 - 59	7,953	772	1,317	1,346	1,319	1,117	818	517	747	4.2
60 - 69	7,364	1,039	1,342	1,153	1,054	966	701	473	636	4.0
70 - 79	3,618	726	677	542	453	428	320	215	257	3.7
80 years and over	1,721	371	392	267	218	162	129	74	108	3.5

Sex, Age Group of the Household Head, and City/Municipality	Total Number of Households	Household Size								Average Household Size	
		1	2	3	4	5	6	7	8 & over		
<b>ABUCAY</b>											
<b>Both Sexes</b>	<b>9,453</b>	<b>614</b>	<b>1,124</b>	<b>1,810</b>	<b>2,104</b>	<b>1,698</b>	<b>1,066</b>	<b>539</b>	<b>498</b>	<b>4.2</b>	
Below 20	50	15	14	15	2	3	1	-	-	2.3	
20 - 29	956	56	120	390	251	85	27	15	12	3.4	
30 - 39	2,024	86	157	378	606	463	212	81	41	4.2	
40 - 49	2,252	103	167	341	572	516	314	140	99	4.5	
50 - 59	1,944	119	212	324	354	344	272	144	175	4.6	
60 - 69	1,467	126	274	242	229	211	159	104	122	4.2	
70 - 79	521	71	116	78	64	54	54	45	39	3.9	
80 years and over	239	38	64	42	26	22	27	10	10	3.5	
<b>Male Household Head</b>	<b>7,545</b>	<b>357</b>	<b>766</b>	<b>1,470</b>	<b>1,800</b>	<b>1,460</b>	<b>866</b>	<b>430</b>	<b>396</b>	<b>4.3</b>	
Below 20	35	8	9	13	2	2	1	-	-	2.5	
20 - 29	816	33	90	343	231	80	19	13	7	3.5	
30 - 39	1,807	66	118	336	553	441	191	67	35	4.2	
40 - 49	1,894	70	117	268	497	455	277	125	85	4.6	
50 - 59	1,532	76	145	256	288	283	222	120	142	4.7	
60 - 69	1,043	64	181	186	174	155	111	76	96	4.3	
70 - 79	314	27	80	52	39	34	32	24	26	4.0	
80 years and over	104	13	26	16	16	10	13	5	5	3.7	
<b>Female Household Head</b>	<b>1,908</b>	<b>257</b>	<b>358</b>	<b>340</b>	<b>304</b>	<b>238</b>	<b>200</b>	<b>109</b>	<b>102</b>	<b>3.8</b>	
Below 20	15	7	5	2	-	1	-	-	-	1.9	
20 - 29	140	23	30	47	20	5	8	2	5	3.1	
30 - 39	217	20	39	42	53	22	21	14	6	3.8	
40 - 49	358	33	50	73	75	61	37	15	14	4.0	
50 - 59	412	43	67	68	66	61	50	24	33	4.1	
60 - 69	424	62	93	56	55	56	48	28	26	3.9	
70 - 79	207	44	36	26	25	20	22	21	13	3.8	
80 years and over	135	25	38	26	10	12	14	5	5	3.3	



Sex, Age Group of the Household Head, and City/Municipality	Total Number of Households	Household Size								Average Household Size	
		1	2	3	4	5	6	7	8 & over		
<b>BAGAC</b>											
<b>Both Sexes</b>	<b>6,042</b>	<b>340</b>	<b>636</b>	<b>1,109</b>	<b>1,339</b>	<b>1,008</b>	<b>689</b>	<b>448</b>	<b>473</b>	<b>4.4</b>	
Below 20	12	3	6	2	1	-	-	-	-	2.1	
20 - 29	549	19	60	235	157	46	20	7	5	3.5	
30 - 39	1,343	38	77	260	429	268	148	75	48	4.4	
40 - 49	1,396	58	85	190	319	283	210	136	115	4.8	
50 - 59	1,343	56	122	207	255	235	162	119	187	4.9	
60 - 69	938	90	162	143	125	129	113	84	92	4.4	
70 - 79	312	48	77	43	40	39	30	21	14	3.7	
80 years and over	149	28	47	29	13	8	6	6	12	3.3	
<b>Male Household Head</b>	<b>4,912</b>	<b>184</b>	<b>462</b>	<b>903</b>	<b>1,152</b>	<b>869</b>	<b>572</b>	<b>360</b>	<b>410</b>	<b>4.6</b>	
Below 20	12	3	6	2	1	-	-	-	-	2.1	
20 - 29	490	14	54	212	143	44	15	4	4	3.5	
30 - 39	1,231	33	65	241	398	246	140	66	42	4.4	
40 - 49	1,199	39	62	159	272	260	189	115	103	4.9	
50 - 59	1,058	36	83	152	211	191	122	98	165	5.1	
60 - 69	679	42	116	95	100	99	86	62	79	4.6	
70 - 79	178	12	48	30	22	27	18	11	10	4.0	
80 years and over	65	5	28	12	5	2	2	4	7	3.5	
<b>Female Household Head</b>	<b>1,130</b>	<b>156</b>	<b>174</b>	<b>206</b>	<b>187</b>	<b>139</b>	<b>117</b>	<b>88</b>	<b>63</b>	<b>3.9</b>	
Below 20	-	-	-	-	-	-	-	-	-	0.0	
20 - 29	59	5	6	23	14	2	5	3	1	3.6	
30 - 39	112	5	12	19	31	22	8	9	6	4.3	
40 - 49	197	19	23	31	47	23	21	21	12	4.3	
50 - 59	285	20	39	55	44	44	40	21	22	4.4	
60 - 69	259	48	46	48	25	30	27	22	13	3.7	
70 - 79	134	36	29	13	18	12	12	10	4	3.3	
80 years and over	84	23	19	17	8	6	4	2	5	3.1	

Sex, Age Group of the Household Head, and City/Municipality	Total Number of Households	Household Size								Average Household Size
		1	2	3	4	5	6	7	8 & over	
<b>CITY OF BALANGA (Capital)</b>										
<b>Both Sexes</b>	<b>21,269</b>	<b>1,194</b>	<b>2,430</b>	<b>3,664</b>	<b>4,617</b>	<b>3,916</b>	<b>2,469</b>	<b>1,380</b>	<b>1,599</b>	<b>4.4</b>
Below 20	112	30	30	27	16	4	3	-	2	2.6
20 - 29	2,109	142	339	660	545	261	96	36	30	3.5
30 - 39	4,913	190	375	881	1,407	1,050	572	246	192	4.3
40 - 49	5,246	215	385	688	1,167	1,171	743	428	449	4.8
50 - 59	4,497	209	468	669	836	834	603	372	506	4.8
60 - 69	3,058	227	530	513	463	438	344	220	323	4.4
70 - 79	962	118	202	172	129	117	83	62	79	3.9
80 years and over	372	63	101	54	54	41	25	16	18	3.4
<b>Male Household Head</b>	<b>16,408</b>	<b>689</b>	<b>1,642</b>	<b>2,812</b>	<b>3,747</b>	<b>3,184</b>	<b>2,016</b>	<b>1,102</b>	<b>1,216</b>	<b>4.5</b>
Below 20	76	19	18	21	12	3	1	-	2	2.7
20 - 29	1,734	107	256	589	453	211	76	25	17	3.5
30 - 39	4,156	139	279	723	1,225	922	503	212	153	4.4
40 - 49	4,282	147	257	514	972	1,003	648	371	370	4.9
50 - 59	3,416	130	311	484	665	659	480	293	394	4.9
60 - 69	2,030	100	347	353	315	288	247	153	227	4.6
70 - 79	556	35	131	103	76	74	52	38	47	4.1
80 years and over	158	12	43	25	29	24	9	10	6	3.7
<b>Female Household Head</b>	<b>4,861</b>	<b>505</b>	<b>788</b>	<b>852</b>	<b>870</b>	<b>732</b>	<b>453</b>	<b>278</b>	<b>383</b>	<b>4.1</b>
Below 20	36	11	12	6	4	1	2	-	-	2.4
20 - 29	375	35	83	71	92	50	20	11	13	3.6
30 - 39	757	51	96	158	182	128	69	34	39	4.1
40 - 49	964	68	128	174	195	168	95	57	79	4.3
50 - 59	1,081	79	157	185	171	175	123	79	112	4.5
60 - 69	1,028	127	183	160	148	150	97	67	96	4.1
70 - 79	406	83	71	69	53	43	31	24	32	3.7
80 years and over	214	51	58	29	25	17	16	6	12	3.2

Sex, Age Group of the Household Head, and City/Municipality	Total Number of Households	Household Size								Average Household Size
		1	2	3	4	5	6	7	8 & over	
<b>DINALUPIHAN</b>										
<b>Both Sexes</b>	<b>23,971</b>	<b>1,473</b>	<b>2,617</b>	<b>4,299</b>	<b>5,106</b>	<b>4,165</b>	<b>2,834</b>	<b>1,551</b>	<b>1,926</b>	<b>4.4</b>
Below 20	122	14	35	53	10	7	2	1	-	2.8
20 - 29	2,717	142	381	990	733	290	105	35	41	3.5
30 - 39	5,376	227	391	991	1,482	1,134	651	286	214	4.3
40 - 49	5,876	242	413	748	1,310	1,246	879	480	558	4.8
50 - 59	4,926	275	500	704	886	847	685	410	619	4.8
60 - 69	3,210	301	518	522	453	449	363	235	369	4.4
70 - 79	1,301	190	278	228	169	147	117	78	94	3.8
80 years and over	443	82	101	63	63	45	32	26	31	3.6
<b>Male Household Head</b>	<b>18,745</b>	<b>842</b>	<b>1,769</b>	<b>3,358</b>	<b>4,172</b>	<b>3,467</b>	<b>2,331</b>	<b>1,242</b>	<b>1,564</b>	<b>4.6</b>
Below 20	92	11	21	45	7	5	2	1	-	2.8
20 - 29	2,312	107	309	874	642	244	83	22	31	3.5
30 - 39	4,621	173	285	834	1,306	1,018	575	246	184	4.4
40 - 49	4,836	182	284	548	1,088	1,084	768	407	475	4.9
50 - 59	3,845	166	330	535	691	703	559	342	519	5.0
60 - 69	2,152	132	336	356	321	314	259	160	274	4.6
70 - 79	703	56	163	135	91	74	70	48	66	4.1
80 years and over	184	15	41	31	26	25	15	16	15	4.2
<b>Female Household Head</b>	<b>5,226</b>	<b>631</b>	<b>848</b>	<b>941</b>	<b>934</b>	<b>698</b>	<b>503</b>	<b>309</b>	<b>362</b>	<b>4.0</b>
Below 20	30	3	14	8	3	2	-	-	-	2.6
20 - 29	405	35	72	116	91	46	22	13	10	3.5
30 - 39	755	54	106	157	176	116	76	40	30	4.0
40 - 49	1,040	60	129	200	222	162	111	73	83	4.4
50 - 59	1,081	109	170	169	195	144	126	68	100	4.2
60 - 69	1,058	169	182	166	132	135	104	75	95	4.0
70 - 79	598	134	115	93	78	73	47	30	28	3.4
80 years and over	259	67	60	32	37	20	17	10	16	3.3

Sex, Age Group of the Household Head, and City/Municipality	Total Number of Households	Household Size								Average Household Size
		1	2	3	4	5	6	7	8 & over	
<b>HERMOSA</b>										
<b>Both Sexes</b>	<b>14,439</b>	<b>843</b>	<b>1,577</b>	<b>2,425</b>	<b>3,005</b>	<b>2,470</b>	<b>1,724</b>	<b>1,059</b>	<b>1,336</b>	<b>4.6</b>
Below 20	75	14	18	31	6	2	2	2	-	2.7
20 - 29	1,577	87	223	530	444	170	72	32	19	3.5
30 - 39	3,209	106	211	547	920	743	383	171	128	4.4
40 - 49	3,444	147	197	436	697	710	530	331	396	5.0
50 - 59	3,057	156	327	418	527	475	416	307	431	5.0
60 - 69	2,010	186	354	300	288	248	229	147	258	4.5
70 - 79	825	108	190	127	90	93	71	59	87	4.1
80 years and over	242	39	57	36	33	29	21	10	17	3.7
<b>Male Household Head</b>	<b>11,868</b>	<b>513</b>	<b>1,119</b>	<b>1,986</b>	<b>2,597</b>	<b>2,167</b>	<b>1,476</b>	<b>903</b>	<b>1,107</b>	<b>4.7</b>
Below 20	63	11	13	28	5	2	2	2	-	2.8
20 - 29	1,424	64	182	499	415	157	62	26	19	3.6
30 - 39	2,939	89	175	483	860	704	359	158	111	4.4
40 - 49	3,018	103	142	356	633	648	481	301	354	5.1
50 - 59	2,432	105	227	318	423	389	354	258	358	5.1
60 - 69	1,409	90	231	211	198	201	167	112	199	4.7
70 - 79	474	43	119	70	50	52	42	42	56	4.3
80 years and over	109	8	30	21	13	14	9	4	10	3.9
<b>Female Household Head</b>	<b>2,571</b>	<b>330</b>	<b>458</b>	<b>439</b>	<b>408</b>	<b>303</b>	<b>248</b>	<b>156</b>	<b>229</b>	<b>4.1</b>
Below 20	12	3	5	3	1	-	-	-	-	2.2
20 - 29	153	23	41	31	29	13	10	6	-	3.1
30 - 39	270	17	36	64	60	39	24	13	17	4.1
40 - 49	426	44	55	80	64	62	49	30	42	4.3
50 - 59	625	51	100	100	104	86	62	49	73	4.5
60 - 69	601	96	123	89	90	47	62	35	59	3.9
70 - 79	351	65	71	57	40	41	29	17	31	3.8
80 years and over	133	31	27	15	20	15	12	6	7	3.6

Sex, Age Group of the Household Head, and City/Municipality	Total Number of Households	Household Size								Average Household Size
		1	2	3	4	5	6	7	8 & over	
<b>LIMAY</b>										
<b>Both Sexes</b>	<b>15,345</b>	<b>896</b>	<b>1,771</b>	<b>2,791</b>	<b>3,318</b>	<b>2,621</b>	<b>1,686</b>	<b>1,023</b>	<b>1,239</b>	<b>4.4</b>
Below 20	107	18	43	32	9	3	1	-	1	2.5
20 - 29	2,036	161	301	689	520	218	93	33	21	3.4
30 - 39	3,683	129	290	669	1,055	769	418	214	139	4.3
40 - 49	3,590	120	265	485	758	758	522	321	361	4.9
50 - 59	3,129	168	351	478	538	506	391	261	436	4.9
60 - 69	1,940	160	338	295	327	275	186	142	217	4.4
70 - 79	623	98	133	101	79	69	55	38	50	3.8
80 years and over	237	42	50	42	32	23	20	14	14	3.6
<b>Male Household Head</b>	<b>12,480</b>	<b>568</b>	<b>1,251</b>	<b>2,260</b>	<b>2,845</b>	<b>2,241</b>	<b>1,433</b>	<b>865</b>	<b>1,017</b>	<b>4.5</b>
Below 20	77	11	32	25	8	-	1	-	-	2.4
20 - 29	1,803	135	250	629	474	190	79	29	17	3.4
30 - 39	3,284	112	227	574	971	705	375	197	123	4.4
40 - 49	3,049	83	183	384	653	685	465	276	320	5.0
50 - 59	2,474	112	225	361	443	412	331	230	360	5.0
60 - 69	1,354	73	226	210	236	201	143	104	161	4.6
70 - 79	341	32	83	59	45	42	29	21	30	4.0
80 years and over	98	10	25	18	15	6	10	8	6	3.8
<b>Female Household Head</b>	<b>2,865</b>	<b>328</b>	<b>520</b>	<b>531</b>	<b>473</b>	<b>380</b>	<b>253</b>	<b>158</b>	<b>222</b>	<b>4.0</b>
Below 20	30	7	11	7	1	3	-	-	1	2.6
20 - 29	233	26	51	60	46	28	14	4	4	3.3
30 - 39	399	17	63	95	84	64	43	17	16	4.0
40 - 49	541	37	82	101	105	73	57	45	41	4.3
50 - 59	655	56	126	117	95	94	60	31	76	4.3
60 - 69	586	87	112	85	91	74	43	38	56	4.0
70 - 79	282	66	50	42	34	27	26	17	20	3.7
80 years and over	139	32	25	24	17	17	10	6	8	3.5

Sex, Age Group of the Household Head, and City/Municipality	Total Number of Households	Household Size								Average Household Size
		1	2	3	4	5	6	7	8 & over	
<b>MARIVELES</b>										
<b>Both Sexes</b>	<b>30,847</b>	<b>2,839</b>	<b>4,720</b>	<b>5,788</b>	<b>6,267</b>	<b>4,694</b>	<b>2,928</b>	<b>1,643</b>	<b>1,968</b>	<b>4.1</b>
Below 20	244	82	83	53	14	7	1	2	2	2.2
20 - 29	4,804	721	1,245	1,398	896	339	116	46	43	2.9
30 - 39	8,093	721	1,025	1,652	2,032	1,391	705	296	271	3.9
40 - 49	7,336	442	744	1,087	1,593	1,394	931	538	607	4.5
50 - 59	5,855	401	739	899	1,065	964	722	480	585	4.6
60 - 69	3,286	289	598	513	511	450	344	216	365	4.3
70 - 79	946	128	216	139	114	123	95	52	79	3.9
80 years and over	283	55	70	47	42	26	14	13	16	3.4
<b>Male Household Head</b>	<b>23,777</b>	<b>1,637</b>	<b>3,157</b>	<b>4,492</b>	<b>5,219</b>	<b>3,899</b>	<b>2,405</b>	<b>1,363</b>	<b>1,605</b>	<b>4.2</b>
Below 20	161	50	53	44	7	4	1	-	2	2.2
20 - 29	3,706	422	872	1,173	783	287	97	41	31	3.1
30 - 39	6,749	456	749	1,361	1,820	1,242	638	255	228	4.0
40 - 49	5,934	275	475	826	1,349	1,205	805	473	526	4.7
50 - 59	4,373	227	460	653	819	775	571	395	473	4.7
60 - 69	2,213	136	388	336	358	313	236	161	285	4.6
70 - 79	524	55	129	77	62	64	51	30	56	4.1
80 years and over	117	16	31	22	21	9	6	8	4	3.4
<b>Female Household Head</b>	<b>7,070</b>	<b>1,202</b>	<b>1,563</b>	<b>1,296</b>	<b>1,048</b>	<b>795</b>	<b>523</b>	<b>280</b>	<b>363</b>	<b>3.5</b>
Below 20	83	32	30	9	7	3	-	2	-	2.1
20 - 29	1,098	299	373	225	113	52	19	5	12	2.4
30 - 39	1,344	265	276	291	212	149	67	41	43	3.2
40 - 49	1,402	167	269	261	244	189	126	65	81	3.8
50 - 59	1,482	174	279	246	246	189	151	85	112	4.0
60 - 69	1,073	153	210	177	153	137	108	55	80	3.9
70 - 79	422	73	87	62	52	59	44	22	23	3.7
80 years and over	166	39	39	25	21	17	8	5	12	3.3

Sex, Age Group of the Household Head, and City/Municipality	Total Number of Households	Household Size								Average Household Size	
		1	2	3	4	5	6	7	8 & over		
<b>MORONG</b>											
<b>Both Sexes</b>	<b>6,847</b>	<b>397</b>	<b>821</b>	<b>1,275</b>	<b>1,450</b>	<b>1,170</b>	<b>785</b>	<b>448</b>	<b>501</b>	<b>4.4</b>	
Below 20	35	7	11	11	5	-	-	1	-	2.5	
20 - 29	917	43	131	330	257	97	35	16	8	3.5	
30 - 39	1,638	55	134	291	463	361	191	91	52	4.3	
40 - 49	1,563	74	110	193	313	300	258	155	160	4.9	
50 - 59	1,358	89	156	225	203	243	171	104	167	4.7	
60 - 69	919	56	183	147	158	133	91	65	86	4.3	
70 - 79	288	49	62	55	34	28	26	12	22	3.7	
80 years and over	129	24	34	23	17	8	13	4	6	3.3	
<b>Male Household Head</b>	<b>5,674</b>	<b>241</b>	<b>601</b>	<b>1,063</b>	<b>1,250</b>	<b>1,023</b>	<b>679</b>	<b>387</b>	<b>430</b>	<b>4.5</b>	
Below 20	27	4	10	8	4	-	-	1	-	2.6	
20 - 29	829	33	112	306	244	90	30	10	4	3.5	
30 - 39	1,481	45	107	257	424	340	178	85	45	4.4	
40 - 49	1,372	54	82	156	275	275	236	143	151	5.1	
50 - 59	1,087	59	112	177	161	201	145	90	142	4.8	
60 - 69	672	25	128	112	116	100	69	50	72	4.5	
70 - 79	155	15	38	34	18	14	15	7	14	4.0	
80 years and over	51	6	12	13	8	3	6	1	2	3.4	
<b>Female Household Head</b>	<b>1,173</b>	<b>156</b>	<b>220</b>	<b>212</b>	<b>200</b>	<b>147</b>	<b>106</b>	<b>61</b>	<b>71</b>	<b>3.8</b>	
Below 20	8	3	1	3	1	-	-	-	-	2.3	
20 - 29	88	10	19	24	13	7	5	6	4	3.6	
30 - 39	157	10	27	34	39	21	13	6	7	3.9	
40 - 49	191	20	28	37	38	25	22	12	9	4.0	
50 - 59	271	30	44	48	42	42	26	14	25	4.1	
60 - 69	247	31	55	35	42	33	22	15	14	3.8	
70 - 79	133	34	24	21	16	14	11	5	8	3.4	
80 years and over	78	18	22	10	9	5	7	3	4	3.2	

Sex, Age Group of the Household Head, and City/Municipality	Total Number of Households	Household Size								Average Household Size	
		1	2	3	4	5	6	7	8 & over		
<b>ORANI</b>											
<b>Both Sexes</b>	<b>15,790</b>	<b>1,108</b>	<b>1,982</b>	<b>2,942</b>	<b>3,484</b>	<b>2,598</b>	<b>1,708</b>	<b>964</b>	<b>1,004</b>	<b>4.2</b>	
Below 20	69	15	19	29	3	2	-	1	-	2.4	
20 - 29	1,707	122	241	638	428	163	67	29	19	3.4	
30 - 39	3,227	165	290	608	968	613	342	142	99	4.2	
40 - 49	3,731	221	291	529	859	774	512	290	255	4.6	
50 - 59	3,464	230	429	579	654	575	396	273	328	4.5	
60 - 69	2,371	194	433	374	396	339	268	163	204	4.3	
70 - 79	908	117	202	138	121	105	92	46	87	4.0	
80 years and over	313	44	77	47	55	27	31	20	12	3.6	
<b>Male Household Head</b>	<b>12,681</b>	<b>683</b>	<b>1,369</b>	<b>2,371</b>	<b>2,954</b>	<b>2,213</b>	<b>1,462</b>	<b>812</b>	<b>817</b>	<b>4.4</b>	
Below 20	57	14	12	27	2	1	-	1	-	2.4	
20 - 29	1,515	83	184	603	399	149	56	25	16	3.5	
30 - 39	2,865	128	202	523	907	569	311	137	88	4.2	
40 - 49	3,167	153	202	403	750	704	469	262	224	4.7	
50 - 59	2,751	152	294	445	529	485	343	231	272	4.6	
60 - 69	1,687	102	319	264	281	232	210	123	156	4.4	
70 - 79	503	37	123	84	64	57	58	25	55	4.2	
80 years and over	136	14	33	22	22	16	15	8	6	3.8	
<b>Female Household Head</b>	<b>3,109</b>	<b>425</b>	<b>613</b>	<b>571</b>	<b>530</b>	<b>385</b>	<b>246</b>	<b>152</b>	<b>187</b>	<b>3.8</b>	
Below 20	12	1	7	2	1	1	-	-	-	2.5	
20 - 29	192	39	57	35	29	14	11	4	3	2.9	
30 - 39	362	37	88	85	61	44	31	5	11	3.5	
40 - 49	564	68	89	126	109	70	43	28	31	3.8	
50 - 59	713	78	135	134	125	90	53	42	56	4.0	
60 - 69	684	92	114	110	115	107	58	40	48	4.0	
70 - 79	405	80	79	54	57	48	34	21	32	3.7	
80 years and over	177	30	44	25	33	11	16	12	6	3.5	



Sex, Age Group of the Household Head, and City/Municipality	Total Number of Households	Household Size								Average Household Size
		1	2	3	4	5	6	7	8 & over	
<b>ORION</b>										
<b>Both Sexes</b>	<b>12,136</b>	<b>535</b>	<b>1,224</b>	<b>2,203</b>	<b>2,569</b>	<b>2,176</b>	<b>1,406</b>	<b>904</b>	<b>1,119</b>	<b>4.6</b>
Below 20	68	7	17	30	5	4	3	1	1	3.0
20 - 29	1,222	54	153	494	312	129	46	17	17	3.5
30 - 39	2,655	71	173	499	744	636	295	143	94	4.4
40 - 49	2,851	78	172	374	633	600	412	264	318	5.0
50 - 59	2,554	118	234	373	467	445	328	238	351	5.0
60 - 69	1,901	120	297	287	288	260	219	180	250	4.7
70 - 79	613	63	118	99	86	70	72	43	62	4.2
80 years and over	272	24	60	47	34	32	31	18	26	4.2
<b>Male Household Head</b>	<b>9,580</b>	<b>333</b>	<b>839</b>	<b>1,728</b>	<b>2,125</b>	<b>1,811</b>	<b>1,147</b>	<b>722</b>	<b>875</b>	<b>4.7</b>
Below 20	49	6	13	24	4	1	1	-	-	2.7
20 - 29	1,050	36	119	435	288	115	36	11	10	3.5
30 - 39	2,337	57	127	445	677	573	250	125	83	4.4
40 - 49	2,384	63	127	291	530	520	365	224	264	5.1
50 - 59	2,008	80	155	280	362	377	276	192	286	5.1
60 - 69	1,279	59	202	185	191	176	151	133	182	4.9
70 - 79	342	21	67	54	55	34	49	24	38	4.4
80 years and over	131	11	29	14	18	15	19	13	12	4.4
<b>Female Household Head</b>	<b>2,556</b>	<b>202</b>	<b>385</b>	<b>475</b>	<b>444</b>	<b>365</b>	<b>259</b>	<b>182</b>	<b>244</b>	<b>4.3</b>
Below 20	19	1	4	6	1	3	2	1	1	3.9
20 - 29	172	18	34	59	24	14	10	6	7	3.5
30 - 39	318	14	46	54	67	63	45	18	11	4.2
40 - 49	467	15	45	83	103	80	47	40	54	4.8
50 - 59	546	38	79	93	105	68	52	46	65	4.5
60 - 69	622	61	95	102	97	84	68	47	68	4.4
70 - 79	271	42	51	45	31	36	23	19	24	3.9
80 years and over	141	13	31	33	16	17	12	5	14	4.0

Sex, Age Group of the Household Head, and City/Municipality	Total Number of Households	Household Size								Average Household Size	
		1	2	3	4	5	6	7	8 & over		
<b>PILAR</b>											
<b>Both Sexes</b>	<b>9,349</b>	<b>464</b>	<b>1,030</b>	<b>1,676</b>	<b>2,109</b>	<b>1,674</b>	<b>1,016</b>	<b>620</b>	<b>760</b>	<b>4.5</b>	
Below 20	42	6	15	15	5	-	1	-	-	2.5	
20 - 29	963	42	116	354	287	97	40	14	13	3.5	
30 - 39	2,083	75	170	400	631	422	202	94	89	4.3	
40 - 49	2,346	84	175	318	550	510	329	181	199	4.8	
50 - 59	2,039	100	225	292	363	373	243	188	255	4.9	
60 - 69	1,277	90	207	215	200	192	141	100	132	4.4	
70 - 79	454	46	96	59	56	62	44	36	55	4.3	
80 years and over	145	21	26	23	17	18	16	7	17	4.1	
<b>Male Household Head</b>	<b>7,393</b>	<b>262</b>	<b>719</b>	<b>1,329</b>	<b>1,794</b>	<b>1,397</b>	<b>821</b>	<b>487</b>	<b>584</b>	<b>4.5</b>	
Below 20	35	6	11	13	4	-	1	-	-	2.5	
20 - 29	847	33	88	321	264	90	31	10	10	3.6	
30 - 39	1,816	50	135	339	574	384	183	79	72	4.3	
40 - 49	1,934	63	113	251	472	452	272	148	163	4.8	
50 - 59	1,591	57	160	215	295	300	197	153	214	5.0	
60 - 69	848	29	137	145	146	127	105	72	87	4.6	
70 - 79	258	18	61	33	31	37	23	24	31	4.4	
80 years and over	64	6	14	12	8	7	9	1	7	4.1	
<b>Female Household Head</b>	<b>1,956</b>	<b>202</b>	<b>311</b>	<b>347</b>	<b>315</b>	<b>277</b>	<b>195</b>	<b>133</b>	<b>176</b>	<b>4.2</b>	
Below 20	7	-	4	2	1	-	-	-	-	2.6	
20 - 29	116	9	28	33	23	7	9	4	3	3.4	
30 - 39	267	25	35	61	57	38	19	15	17	4.0	
40 - 49	412	21	62	67	78	58	57	33	36	4.5	
50 - 59	448	43	65	77	68	73	46	35	41	4.3	
60 - 69	429	61	70	70	54	65	36	28	45	4.1	
70 - 79	196	28	35	26	25	25	21	12	24	4.2	
80 years and over	81	15	12	11	9	11	7	6	10	4.2	

Sex, Age Group of the Household Head, and City/Municipality	Total Number of Households	Household Size								Average Household Size	
		1	2	3	4	5	6	7	8 & over		
<b>SAMAL</b>											
<b>Both Sexes</b>	<b>7,724</b>	<b>483</b>	<b>832</b>	<b>1,295</b>	<b>1,490</b>	<b>1,402</b>	<b>931</b>	<b>549</b>	<b>742</b>	<b>4.6</b>	
Below 20	32	3	11	14	1	1	1	1	-	2.8	
20 - 29	669	25	64	250	188	87	32	11	12	3.7	
30 - 39	1,570	56	104	266	440	351	180	82	91	4.5	
40 - 49	1,806	64	118	228	344	408	294	157	193	5.0	
50 - 59	1,727	114	187	242	277	308	230	150	219	4.8	
60 - 69	1,200	108	202	191	163	158	133	100	145	4.5	
70 - 79	489	68	105	71	50	64	45	32	54	4.1	
80 years and over	231	45	41	33	27	25	16	16	28	4.0	
<b>Male Household Head</b>	<b>6,198</b>	<b>275</b>	<b>607</b>	<b>1,019</b>	<b>1,257</b>	<b>1,174</b>	<b>801</b>	<b>456</b>	<b>609</b>	<b>4.7</b>	
Below 20	23	2	8	10	1	-	1	1	-	2.8	
20 - 29	592	20	51	222	170	80	29	9	11	3.7	
30 - 39	1,400	43	83	241	401	314	165	77	76	4.5	
40 - 49	1,570	46	91	172	315	368	265	142	171	5.1	
50 - 59	1,373	63	131	188	219	257	201	127	187	5.0	
60 - 69	847	56	143	136	111	110	105	77	109	4.7	
70 - 79	276	27	76	37	26	34	25	15	36	4.2	
80 years and over	117	18	24	13	14	11	10	8	19	4.3	
<b>Female Household Head</b>	<b>1,526</b>	<b>208</b>	<b>225</b>	<b>276</b>	<b>233</b>	<b>228</b>	<b>130</b>	<b>93</b>	<b>133</b>	<b>4.1</b>	
Below 20	9	1	3	4	-	1	-	-	-	2.7	
20 - 29	77	5	13	28	18	7	3	2	1	3.4	
30 - 39	170	13	21	25	39	37	15	5	15	4.3	
40 - 49	236	18	27	56	29	40	29	15	22	4.4	
50 - 59	354	51	56	54	58	51	29	23	32	4.1	
60 - 69	353	52	59	55	52	48	28	23	36	4.1	
70 - 79	213	41	29	34	24	30	20	17	18	4.0	
80 years and over	114	27	17	20	13	14	6	8	9	3.7	

Source: **Philippine Statistics Authority, 2015 Census of Population**

SEP2021/hh\_age grp\_hhsex\_hhsize

**Table 1.17**  
**Total Population by Religious Affiliation and Sex**  
*Bataan 2015*

Religious Affiliation	Both Sexes	Male	Female
<b>BATAAN</b>	<b>760,650</b>	<b>384,613</b>	<b>376,037</b>
1 Aglipay	10,305	5,115	5,190
2 Association of Baptist Churches in Luzon, Visayas, and Mindanao	63	25	38
3 Association of Fundamental Baptist Churches in the Philippines	23	11	12
4 Bible Baptist Church	3,478	1,720	1,758
5 Bread of Life Ministries	131	60	71
6 Buddhist	105	73	32
7 Cathedral of Praise, Incorporated	44	24	20
8 Church of Christ	2,140	1,045	1,095
9 Church of Jesus Christ of the Latter Day Saints	2,701	1,328	1,373
10 Convention of the Philippine Baptist Church	1	0	1
11 Crusaders of the Divine Church of Christ, Incorporated	105	48	57
12 Door of Faith	89	43	46
13 Evangelical Christian Outreach Foundation	46	20	26
14 Evangelicals (Philippine Council of Evangelical Churches)	11,058	5,528	5,530
15 Good News Christian Churches	21	14	7
16 Iglesia Evangelica Unida de Cristo	4	2	2
17 Iglesia ni Cristo	35,988	18,153	17,835
18 Iglesia sa Dios Espiritu Santo, Incorporated	561	290	271
19 International Baptist Missionary Fellowship	4	1	3
20 International One Way Outreach	9	3	6
21 Islam	2,388	1,248	1,140
22 Jehovah's Witness	2,769	1,252	1,517
23 Jesus is Alive Community, Incorporated	54	26	28
24 Jesus is Lord Church	11,577	5,665	5,912
25 Lutheran Church of the Philippines	5	3	2
26 Miracle Revival Church of the Philippines	5	3	2
27 Missionary Baptist Churches of the Philippines	1	1	0
28 National Council of Churches in the Philippines	9,928	4,905	5,023
29 Philippine Ecumenical Christian Church	22	11	11
30 Philippine Grace Gospel	83	42	41
31 Philippine Independent Catholic Church	21	8	13
32 Roman Catholic, including Catholic Charismatic	643,357	326,352	317,005
33 Salvation Army, Philippines	279	139	140
34 Seventh Day Adventist	1,681	831	850
35 Things to Come	2	2	0
36 Union Espiritista Cristiana de Filipinas, Incorporated	13	7	6
37 United Church of Christ in the Philippines	322	163	159
38 United Pentecostal Church (Philippines), Incorporated	169	77	92
39 Victory Chapel Christian Fellowship	211	102	109
40 Other Baptists	1,457	710	747
41 Other Protestants	443	231	212
42 Other Religious Affiliations	18,119	8,900	9,219
43 Tribal Religions	318	143	175
44 None	81	37	44
45 Not Reported	469	252	217

Source: *Philippine Statistics Authority, 2015 Census of Population*

SEP2021/pop\_religious\_affiliation

**Table 1.18**  
**Literacy of the Household Population 10 Years Old and Over**  
**by Age Group and Sex by City/Municipality**  
*Bataan 2015*

Age Group and City/Municipality	Household Population 10 Years Old and Over			Literate		
	Both Sexes	Male	Female	Both Sexes	Male	Female
<b>BATAAN</b>						
<b>Total</b>	<b>601,471</b>	<b>300,390</b>	<b>301,081</b>	<b>597,994</b>	<b>298,602</b>	<b>299,392</b>
10 - 14	73,587	38,112	35,475	73,265	37,904	35,361
15 - 19	74,315	38,406	35,909	74,013	38,224	35,789
20 - 24	69,808	35,446	34,362	69,530	35,267	34,263
25 - 29	63,346	31,893	31,453	63,102	31,746	31,356
30 - 34	57,365	28,820	28,545	57,107	28,662	28,445
35 - 39	53,509	26,926	26,583	53,300	26,808	26,492
40 - 44	44,652	22,400	22,252	44,407	22,264	22,143
45 - 49	41,653	20,730	20,923	41,431	20,610	20,821
50 - 54	35,507	17,521	17,986	35,308	17,418	17,890
55 - 59	30,104	14,610	15,494	29,923	14,519	15,404
60 - 64	23,211	11,006	12,205	23,030	10,917	12,113
65 years old and over	34,414	14,520	19,894	33,578	14,263	19,315

Age Group and City/Municipality	Household Population 10 Years Old and Over			Literate		
	Both Sexes	Male	Female	Both Sexes	Male	Female
<b>ABUCAY</b>						
<b>Total</b>	<b>31,996</b>	<b>16,031</b>	<b>15,965</b>	<b>31,798</b>	<b>15,930</b>	<b>15,868</b>
10 - 14	3,631	1,894	1,737	3,617	1,884	1,733
15 - 19	3,569	1,844	1,725	3,553	1,835	1,718
20 - 24	3,539	1,770	1,769	3,521	1,759	1,762
25 - 29	3,183	1,607	1,576	3,171	1,600	1,571
30 - 34	2,957	1,500	1,457	2,940	1,487	1,453
35 - 39	2,975	1,516	1,459	2,961	1,509	1,452
40 - 44	2,540	1,288	1,252	2,528	1,281	1,247
45 - 49	2,307	1,141	1,166	2,294	1,133	1,161
50 - 54	1,922	967	955	1,914	965	949
55 - 59	1,688	837	851	1,681	833	848
60 - 64	1,436	689	747	1,424	682	742
65 years old and over	2,249	978	1,271	2,194	962	1,232
<b>BAGAC</b>						
<b>Total</b>	<b>21,092</b>	<b>10,627</b>	<b>10,465</b>	<b>20,934</b>	<b>10,544</b>	<b>10,390</b>
10 - 14	2,481	1,333	1,148	2,467	1,328	1,139
15 - 19	2,604	1,360	1,244	2,594	1,355	1,239
20 - 24	2,340	1,188	1,152	2,329	1,179	1,150
25 - 29	2,136	1,057	1,079	2,128	1,052	1,076
30 - 34	2,085	1,075	1,010	2,074	1,068	1,006
35 - 39	1,877	947	930	1,870	942	928
40 - 44	1,506	758	748	1,491	749	742
45 - 49	1,437	715	722	1,426	707	719
50 - 54	1,247	614	633	1,236	608	628
55 - 59	1,146	564	582	1,139	561	578
60 - 64	921	456	465	913	450	463
65 years old and over	1,312	560	752	1,267	545	722

Age Group and City/Municipality	Household Population 10 Years Old and Over			Literate		
	Both Sexes	Male	Female	Both Sexes	Male	Female
<b><i>CITY OF BALANGA (Capital)</i></b>						
<b><i>Total</i></b>	<b>75,731</b>	<b>37,317</b>	<b>38,414</b>	<b>75,362</b>	<b>37,139</b>	<b>38,223</b>
10 - 14	8,991	4,594	4,397	8,960	4,573	4,387
15 - 19	9,477	4,848	4,629	9,441	4,830	4,611
20 - 24	8,573	4,317	4,256	8,537	4,292	4,245
25 - 29	7,603	3,703	3,900	7,581	3,694	3,887
30 - 34	7,182	3,565	3,617	7,158	3,553	3,605
35 - 39	6,738	3,367	3,371	6,713	3,352	3,361
40 - 44	5,732	2,872	2,860	5,710	2,865	2,845
45 - 49	5,340	2,642	2,698	5,318	2,629	2,689
50 - 54	4,596	2,239	2,357	4,579	2,230	2,349
55 - 59	3,847	1,841	2,006	3,827	1,829	1,998
60 - 64	3,100	1,408	1,692	3,077	1,397	1,680
65 years old and over	4,552	1,921	2,631	4,461	1,895	2,566
<b><i>DINALUPIHAN</i></b>						
<b><i>Total</i></b>	<b>84,080</b>	<b>42,188</b>	<b>41,892</b>	<b>83,580</b>	<b>41,937</b>	<b>41,643</b>
10 - 14	10,842	5,634	5,208	10,802	5,609	5,193
15 - 19	10,693	5,599	5,094	10,648	5,569	5,079
20 - 24	9,698	5,035	4,663	9,661	5,012	4,649
25 - 29	8,798	4,419	4,379	8,761	4,397	4,364
30 - 34	7,881	3,869	4,012	7,841	3,843	3,998
35 - 39	7,201	3,614	3,587	7,177	3,600	3,577
40 - 44	6,265	3,142	3,123	6,231	3,123	3,108
45 - 49	5,844	2,894	2,950	5,815	2,878	2,937
50 - 54	4,856	2,428	2,428	4,830	2,413	2,417
55 - 59	4,012	2,026	1,986	3,985	2,011	1,974
60 - 64	3,097	1,488	1,609	3,066	1,475	1,591
65 years old and over	4,893	2,040	2,853	4,763	2,007	2,756

Age Group and City/Municipality	Household Population 10 Years Old and Over			Literate		
	Both Sexes	Male	Female	Both Sexes	Male	Female
<b>HERMOSA</b>						
<b>Total</b>	<b>51,404</b>	<b>25,857</b>	<b>25,547</b>	<b>50,956</b>	<b>25,619</b>	<b>25,337</b>
10 - 14	6,497	3,376	3,121	6,460	3,350	3,110
15 - 19	6,460	3,342	3,118	6,425	3,323	3,102
20 - 24	5,946	3,044	2,902	5,911	3,018	2,893
25 - 29	5,369	2,743	2,626	5,339	2,727	2,612
30 - 34	4,762	2,354	2,408	4,729	2,332	2,397
35 - 39	4,528	2,334	2,194	4,498	2,314	2,184
40 - 44	3,869	1,920	1,949	3,844	1,907	1,937
45 - 49	3,592	1,802	1,790	3,562	1,786	1,776
50 - 54	2,964	1,484	1,480	2,928	1,460	1,468
55 - 59	2,420	1,217	1,203	2,391	1,202	1,189
60 - 64	1,914	915	999	1,892	905	987
65 years old and over	3,083	1,326	1,757	2,977	1,295	1,682
<b>LIMAY</b>						
<b>Total</b>	<b>53,226</b>	<b>26,867</b>	<b>26,359</b>	<b>52,857</b>	<b>26,673</b>	<b>26,184</b>
10 - 14	6,761	3,545	3,216	6,723	3,522	3,201
15 - 19	6,887	3,563	3,324	6,860	3,550	3,310
20 - 24	6,394	3,265	3,129	6,358	3,242	3,116
25 - 29	5,809	2,991	2,818	5,784	2,971	2,813
30 - 34	5,130	2,621	2,509	5,096	2,598	2,498
35 - 39	4,638	2,328	2,310	4,614	2,314	2,300
40 - 44	3,780	1,909	1,871	3,745	1,890	1,855
45 - 49	3,551	1,801	1,750	3,528	1,789	1,739
50 - 54	3,054	1,506	1,548	3,042	1,500	1,542
55 - 59	2,636	1,293	1,343	2,612	1,283	1,329
60 - 64	1,928	922	1,006	1,908	913	995
65 years old and over	2,658	1,123	1,535	2,587	1,101	1,486



Age Group and City/Municipality	Household Population 10 Years Old and Over			Literate		
	Both Sexes	Male	Female	Both Sexes	Male	Female
<b>MARIVELES</b>						
<b>Total</b>	<b>101,308</b>	<b>49,929</b>	<b>51,379</b>	<b>100,960</b>	<b>49,732</b>	<b>51,228</b>
10 - 14	12,089	6,221	5,868	12,050	6,194	5,856
15 - 19	12,869	6,471	6,398	12,830	6,447	6,383
20 - 24	12,820	6,417	6,403	12,792	6,404	6,388
25 - 29	11,317	5,661	5,656	11,287	5,641	5,646
30 - 34	10,111	5,064	5,047	10,087	5,048	5,039
35 - 39	9,758	4,833	4,925	9,740	4,824	4,916
40 - 44	7,520	3,728	3,792	7,489	3,706	3,783
45 - 49	6,799	3,370	3,429	6,781	3,361	3,420
50 - 54	5,765	2,725	3,040	5,741	2,714	3,027
55 - 59	4,807	2,165	2,642	4,788	2,155	2,633
60 - 64	3,333	1,571	1,762	3,320	1,559	1,761
65 years old and over	4,120	1,703	2,417	4,055	1,679	2,376
<b>MORONG</b>						
<b>Total</b>	<b>22,855</b>	<b>11,557</b>	<b>11,298</b>	<b>22,707</b>	<b>11,478</b>	<b>11,229</b>
10 - 14	3,023	1,530	1,493	3,003	1,518	1,485
15 - 19	2,806	1,492	1,314	2,788	1,477	1,311
20 - 24	2,659	1,349	1,310	2,651	1,343	1,308
25 - 29	2,516	1,290	1,226	2,499	1,280	1,219
30 - 34	2,261	1,171	1,090	2,252	1,168	1,084
35 - 39	1,883	956	927	1,876	953	923
40 - 44	1,619	829	790	1,610	822	788
45 - 49	1,492	738	754	1,485	733	752
50 - 54	1,288	643	645	1,279	640	639
55 - 59	1,128	571	557	1,121	568	553
60 - 64	918	461	457	912	459	453
65 years old and over	1,262	527	735	1,231	517	714

Age Group and City/Municipality	Household Population 10 Years Old and Over			Literate		
	Both Sexes	Male	Female	Both Sexes	Male	Female
<b>ORANI</b>						
<b>Total</b>	<b>53,572</b>	<b>26,822</b>	<b>26,750</b>	<b>53,351</b>	<b>26,716</b>	<b>26,635</b>
10 - 14	6,185	3,186	2,999	6,166	3,175	2,991
15 - 19	6,061	3,186	2,875	6,034	3,169	2,865
20 - 24	5,972	3,013	2,959	5,955	3,004	2,951
25 - 29	5,719	2,906	2,813	5,701	2,896	2,805
30 - 34	4,998	2,498	2,500	4,981	2,487	2,494
35 - 39	4,545	2,332	2,213	4,529	2,325	2,204
40 - 44	3,944	1,988	1,956	3,930	1,981	1,949
45 - 49	3,994	1,973	2,021	3,987	1,971	2,016
50 - 54	3,493	1,731	1,762	3,479	1,726	1,753
55 - 59	2,892	1,394	1,498	2,883	1,389	1,494
60 - 64	2,258	1,126	1,132	2,251	1,123	1,128
65 years old and over	3,511	1,489	2,022	3,455	1,470	1,985
<b>ORION</b>						
<b>Total</b>	<b>44,488</b>	<b>22,345</b>	<b>22,143</b>	<b>44,112</b>	<b>22,162</b>	<b>21,950</b>
10 - 14	5,462	2,854	2,608	5,431	2,834	2,597
15 - 19	5,394	2,792	2,602	5,372	2,777	2,595
20 - 24	5,024	2,544	2,480	5,000	2,527	2,473
25 - 29	4,526	2,324	2,202	4,500	2,309	2,191
30 - 34	4,289	2,185	2,104	4,259	2,172	2,087
35 - 39	3,964	2,025	1,939	3,943	2,014	1,929
40 - 44	3,250	1,654	1,596	3,225	1,640	1,585
45 - 49	2,989	1,504	1,485	2,949	1,484	1,465
50 - 54	2,555	1,280	1,275	2,535	1,272	1,263
55 - 59	2,303	1,129	1,174	2,282	1,118	1,164
60 - 64	1,947	872	1,075	1,922	861	1,061
65 years old and over	2,785	1,182	1,603	2,694	1,154	1,540

Age Group and City/Municipality	Household Population 10 Years Old and Over			Literate		
	Both Sexes	Male	Female	Both Sexes	Male	Female
<b>PILAR</b>						
<b>Total</b>	<b>33,371</b>	<b>16,686</b>	<b>16,685</b>	<b>33,196</b>	<b>16,593</b>	<b>16,603</b>
10 - 14	4,203	2,183	2,020	4,185	2,170	2,015
15 - 19	4,114	2,148	1,966	4,098	2,140	1,958
20 - 24	3,762	1,911	1,851	3,749	1,903	1,846
25 - 29	3,462	1,740	1,722	3,452	1,734	1,718
30 - 34	3,152	1,602	1,550	3,139	1,593	1,546
35 - 39	2,927	1,448	1,479	2,919	1,445	1,474
40 - 44	2,554	1,268	1,286	2,543	1,262	1,281
45 - 49	2,336	1,167	1,169	2,327	1,161	1,166
50 - 54	2,000	1,007	993	1,988	997	991
55 - 59	1,732	855	877	1,727	854	873
60 - 64	1,214	555	659	1,205	550	655
65 years old and over	1,915	802	1,113	1,864	784	1,080
<b>SAMAL</b>						
<b>Total</b>	<b>28,348</b>	<b>14,164</b>	<b>14,184</b>	<b>28,181</b>	<b>14,079</b>	<b>14,102</b>
10 - 14	3,422	1,762	1,660	3,401	1,747	1,654
15 - 19	3,381	1,761	1,620	3,370	1,752	1,618
20 - 24	3,081	1,593	1,488	3,066	1,584	1,482
25 - 29	2,908	1,452	1,456	2,899	1,445	1,454
30 - 34	2,557	1,316	1,241	2,551	1,313	1,238
35 - 39	2,475	1,226	1,249	2,460	1,216	1,244
40 - 44	2,073	1,044	1,029	2,061	1,038	1,023
45 - 49	1,972	983	989	1,959	978	981
50 - 54	1,767	897	870	1,757	893	864
55 - 59	1,493	718	775	1,487	716	771
60 - 64	1,145	543	602	1,140	543	597
65 years old and over	2,074	869	1,205	2,030	854	1,176

Source: **Philippine Statistics Authority, 2015 Census of Population** SEP2021/literacyhhpop 10&over\_age grp&sex

**Table 1.19**  
**Household Population by Relationship to the Household Head and Household Size**  
*Bataan 2015*

Relationship to the Household Head	Household Population	Household Size							
		1	2	3	4	5	6	7	8 and over
<b>BATAAN</b>									
<b>Total</b>	<b>755,296</b>	<b>11,186</b>	<b>41,528</b>	<b>93,831</b>	<b>147,432</b>	<b>147,960</b>	<b>115,452</b>	<b>77,896</b>	<b>120,011</b>
Head	173,212	11,186	20,764	31,277	36,858	29,592	19,242	11,128	13,165
Spouse	127,333	-	12,131	23,709	30,595	24,814	16,074	9,195	10,815
Son	172,010	-	2,944	16,578	34,945	38,666	30,391	19,860	28,626
Daughter	152,970	-	1,808	13,781	30,478	34,364	27,641	18,299	26,599
Stepson	2,601	-	9	197	471	579	474	362	509
Stepdaughter	2,224	-	4	153	370	492	415	343	447
Son-in-Law	8,967	-	5	116	523	1,236	1,623	1,573	3,891
Daughter-in-Law	8,945	-	7	191	638	1,396	1,709	1,470	3,534
Grandson	30,458	-	433	1,495	2,903	4,320	5,169	4,874	11,264
Granddaughter	27,247	-	340	1,208	2,346	3,943	4,637	4,517	10,256
Father	1,356	-	30	105	191	266	312	217	235
Mother	4,403	-	253	434	705	936	877	588	610
Brother	5,415	-	571	769	925	916	781	620	833
Sister	4,740	-	492	776	801	749	655	498	769
Uncle	253	-	14	19	42	45	51	41	41
Aunt	369	-	18	42	63	69	51	49	77
Nephew	5,487	-	198	488	750	859	890	763	1,539
Niece	5,095	-	158	443	697	909	834	716	1,338
Other Relative	13,349	-	476	947	1,712	2,389	2,397	1,866	3,562
Nonrelative	7,246	-	754	927	1,151	1,120	965	752	1,577
Boarder	369	-	51	50	79	74	42	14	59
Domestic Helper	1,247	-	68	126	189	226	222	151	265

Source: *Philippine Statistics Authority, 2015 Census of Population*

sep2020/hhpop\_relationship\_hhhead/size

## **II. ECONOMIC SECTOR**

### **A. Agriculture**

#### **a.1. Crops**

#### **a.2. Fisheries**

#### **a.3. Poultry and Livestock**

### **B. Cooperative**

### **C. Environment and Natural Resources**

### **D. Trade & Industry**

### **E. Tourism**

# **A. Agriculture**

## **a.1. Crops**

**Table 2.0**  
**PALAY PRODUCTION BY MUNICIPALITY/CITY**  
*Province of Bataan*  
*CY 2021*

Municipality/City	DRY SEASON		WET SEASON				Effective Area	PRODUCTION		AVERAGE PRODUCTION	
	(September 16, 2020 to March 15, 2021)		(March 16, 2021 - September 15, 2021)								
	Harvested (has.)	Production (m.t.)	IRRIGATED		RAINFED		(has.)	(m.t.)	(Cavan)*	(m.t.)	(Cavan)*
			Harvested (has.)	Production (m.t.)	Harvested (has.)	Production (m.t.)					
<b>DISTRICT I</b>											
Hermosa	2,097.27	11,036.96	1,633.30	8,024.68	8.30	38.20	3,738.87	19,099.84	415,214	5.11	111
Orani	419.00	2,161.50	411.50	2,162.25	-	-	830.50	4,323.75	93,995	5.21	113
Samal	1,228.90	5,907.30	929.00	3,146.00	-	-	2,157.90	9,053.30	196,811	4.20	91
Abucay	935.90	4,592.68	927.93	4,550.45	2.50	8.75	1,866.33	9,151.88	198,954	4.90	107
<b>SUB-TOTAL</b>	<b>4,681.07</b>	<b>23,698.44</b>	<b>3,901.73</b>	<b>17,883.38</b>	<b>10.80</b>	<b>46.95</b>	<b>8,593.60</b>	<b>41,628.77</b>	<b>904,974.00</b>	<b>4.84</b>	<b>105</b>
<b>DISTRICT II</b>											
Balanga City	1,002.00	4,796.46	918.37	3,529.74	33.90	121.63	1,954.27	8,447.83	183,648	4.32	94
Pilar	1,136.50	6,995.80	1,231.00	6,327.30	-	-	2,367.50	13,323.10	289,633	5.63	122
Orion	976.05	4,793.72	790.81	3,482.09	-	-	1,766.86	8,275.81	179,909	4.68	102
Limay	330.10	1,399.75	330.10	438.90	20.00	4.70	680.20	1,843.35	40,073	2.71	59
<b>SUB-TOTAL</b>	<b>3,444.65</b>	<b>17,985.73</b>	<b>3,270.28</b>	<b>13,778.03</b>	<b>53.90</b>	<b>126.33</b>	<b>6,768.83</b>	<b>31,890.09</b>	<b>693,263.00</b>	<b>4.71</b>	<b>102</b>

Municipality/City	DRY SEASON		WET SEASON				Effective Area	PRODUCTION		AVERAGE PRODUCTION	
	(September 16, 2020 to March 15, 2021)		(March 16, 2021 - September 15, 2021)								
			IRRIGATED		RAINFED		(has.)				
	Harvested (has.)	Production (m.t.)	Harvested (has.)	Production (m.t.)	Harvested (has.)	Production (m.t.)		(m.t.)	(Cavan)*	(m.t.)	(Cavan)*
<b>DISTRICT III</b>											
Dinalupihan	2,006.00	10,007.98	2,854.50	8,885.94	-	-	4,860.50	18,893.92	410,737	3.89	85
Morong	581.50	2,770.18	540.00	1,921.94	4.75	13.85	1,126.25	4,705.97	102,304	4.18	91
Bagac	1,132.85	5,999.60	593.21	2,323.52	-	-	1,726.06	8,323.12	180,937	4.82	105
Mariveles	177.50	890.51	242.15	1,072.28	-	-	419.65	1,962.79	42,669	4.68	102
<b>SUB-TOTAL</b>	<b>3,897.85</b>	<b>19,668.27</b>	<b>4,229.86</b>	<b>14,203.68</b>	<b>4.75</b>	<b>13.85</b>	<b>8,132.46</b>	<b>33,885.80</b>	<b>736,647.00</b>	<b>4.17</b>	<b>91</b>
<b>TOTAL</b>	<b>12,023.57</b>	<b>61,352.44</b>	<b>11,401.87</b>	<b>45,865.09</b>	<b>69.45</b>	<b>187.13</b>	<b>23,494.89</b>	<b>107,404.66</b>	<b>2,334,884.00</b>	<b>4.57</b>	<b>99.38</b>

Source: Office of the Provincial Agriculturist

SEP 2021/palay prod. by mun.

\*46kg/cavan



**Table 2.1**  
**PALAY PRODUCTION SUFFICIENCY ANALYSIS BY MUNICIPALITY/CITY**  
*PROVINCE OF BATAAN*  
*CY 2021*

MUNICIPALITY/CITY	TOTAL POPULATION	EFFECTIVE AREA (HAS.)	GROSS PRODUCTION (M.T.)	ALLOWANCE FOR SEEDS (M.T.) 1	ALLOWANCE FOR SEEDS (M.T.) 2	NET PROD'N. (M.T.) 3	NET PROD'N CLEAN RICE (M.T.) 4	ACTUAL CONSUMPTION (M.T.) 5	SURPLUS/ DEFICIT (M.T.) 6	Sufficient Level (%) 7
<b>DISTRICT I</b>										
HERMOSA	77,443	3,739	19,099.84	280.42	954.99	17,864.43	11,611.88	9,201.00	8,663.43	194.16
ORANI	70,342	831	4,323.75	62.29	216.19	4,045.28	2,629.43	8,357.33	-4312.06	48.40
SAMAL	38,302	2,158	9,053.30	161.84	452.67	8,438.79	5,485.22	4,550.66	3,888.13	185.44
ABUCAY	42,984	1,866	9,151.88	139.97	457.59	8,554.31	5,560.30	5,106.93	3,447.38	167.50
<b>SUB-TOTAL</b>	<b>229,071.00</b>	<b>8,593.60</b>	<b>41,628.77</b>	<b>644.52</b>	<b>2,081.44</b>	<b>38,902.81</b>	<b>25,286.83</b>	<b>27,215.93</b>	<b>11,686.88</b>	<b>142.94</b>
<b>DISTRICT II</b>										
CITY OF BALANGA	104,173	1,954	8,447.83	146.57	422.39	7,878.87	5,121.26	12,376.79	-4497.93	63.66
PILAR	46,239	2,368	13,323.10	177.56	666.16	12,479.38	8,111.60	5,493.66	6,985.73	227.16
ORION	60,771	1,767	8,275.81	132.51	413.79	7,729.51	5,024.18	7,220.20	509.30	107.05
LIMAY	78,272	680	1,843.35	51.02	92.17	1,700.17	1,105.11	9,299.50	-7599.33	18.28
<b>SUB-TOTAL</b>	<b>289,455.00</b>	<b>6,768.83</b>	<b>31,890.09</b>	<b>507.66</b>	<b>1,594.51</b>	<b>29,787.92</b>	<b>19,362.15</b>	<b>34,390.15</b>	<b>-4602.23</b>	<b>86.62</b>

MUNICIPALITY/CITY	TOTAL POPULATION	EFFECTIVE AREA (HAS.)	GROSS PRODUCTION (M.T.)	ALLOWANCE FOR SEEDS (M.T.) 1	ALLOWANCE FOR SEEDS (M.T.) 2	NET PROD'N. (M.T.) 3	NET PROD'N CLEAN RICE (M.T.) 4	ACTUAL CONSUMPTION (M.T.) 5	SURPLUS/ DEFICIT (M.T.) 6	Sufficient Level (%) 7
<b>DISTRICT III</b>										
DINALUPIHAN	118,209	4,861	18,893.92	364.54	944.70	17,584.69	11,430.05	14,044.41	3,540.28	125.21
MORONG	35,394	1,126	4,705.97	84.47	235.30	4,386.20	2,851.03	4,205.16	181.04	104.31
BAGAC	31,365	1,726	8,323.12	129.45	416.16	7,777.51	5,055.38	3,726.48	4,051.03	208.71
MARIVELES	149,879	420	1,962.79	31.47	98.14	1,833.18	1,191.56	17,807.12	-15973.95	10.29
<b>SUB-TOTAL</b>	<b>334,847.00</b>	<b>8,132.46</b>	<b>33,885.80</b>	<b>609.93</b>	<b>1,694.30</b>	<b>31,581.57</b>	<b>20,528.02</b>	<b>39,783.17</b>	<b>-8201.60</b>	<b>79.38</b>
<b>T O T A L</b>	<b>853,373.00</b>	<b>23,494.89</b>	<b>107,404.66</b>	<b>1,762.11</b>	<b>5,370.25</b>	<b>100,272.30</b>	<b>65,177.00</b>	<b>101,389.25</b>	<b>-1116.95</b>	<b>98.90</b>

Source: Office of Provincial Agriculturist

SEP 2021/palay sufficiency

- 1.) 1.5 cavans or .075 mt/ha/year turnover X effective area
- 2.) 5% of production
- 3.) Gross production - Allowance for seeds and waste
- 4.) Net production of rice at 65% milling recovery

- 5.) 118.81 kg of clean rice/capita/year
- 6.) Net production of rice - Actual consumption
- 7.) Net production / Actual consumption X 100

**Table 2.2**  
**Agricultural Profile**  
**Field/Temporary Crops**  
*Province of Bataan*  
CY 2020

Agricultural Crops	Area Planted (has.)	Number of Farmers	Total Production (MT)	Average Yield/Has.
<b>1. Temporary Crops</b>				
<b>1.1 Corn</b>				
- Yellow	761.69	687	5,079.68	6.67
- Green/White	336.24	397	1,216.31	3.62
<b>1.2 Cassava</b>	599.90	536	9,942.30	16.57
<b>1.3 Vegetables</b>				
<b>1.3.1 Fruit Vegetable</b>				
1.3.1.1 Eggplant	127.01	401	1,239.27	9.76
1.3.1.2 Tomato	79.76	270	629.88	7.90
1.3.1.3 Ampalaya	87.17	252	457.02	5.24
1.3.1.4 Upo	42.24	160	338.36	8.01
1.3.1.5 Squash	119.00	308	1,463.79	12.30
1.3.1.6 Patola	30.55	144	251.87	8.24
1.3.1.7 Watermelon	70.81	89	526.55	7.44
1.3.1.8 Cucumber	17.81	65	65.65	3.69
1.3.1.9 Melon	9.00	17	34.00	3.78
1.3.1.10 Okra	65.43	303	438.13	6.70
<b>1.3.2 Leafy Vegetable</b>				
1.3.2.1 Petchay	34.06	261	202.49	5.95
1.3.2.2 Mustard	12.85	116	57.03	4.44
1.3.2.3 Lettuce	0.98	16	1.30	1.33
1.3.2.4 Cabbage	-	-	-	-
1.3.2.5 Kangkong	3.21	16	16.80	5.23
<b>1.3.3 Legumes</b>				
1.3.3.1 Mungbean	249.53	295	142.56	0.57
1.3.3.2 Peanut	92.25	130	178.85	1.94
1.3.3.3 Bush Sitao	28.65	95	169.51	5.92
1.3.3.4 Pole Sitao	83.68	192	502.65	6.01
1.3.3.5 String Beans	6.66	74	41.60	6.25
1.3.3.6 Sigarillas	0.50	5	1.00	2.00
<b>1.4 Root Crops</b>				
1.4.1 Radish	13.10	28	84.03	6.41
1.4.2 Sweet Potato	577.45	402	4,399.35	7.62
1.4.3 Turnips	49.25	69	321.25	6.52
1.4.4 Ube	38.00	103	239.50	6.30
1.4.5 Gabi	27.80	137	148.90	5.36
1.4.6 Arrowroot	2.00	10	10.00	5.00
<b>1.5 Spices</b>				
1.5.1 Onion	27.77	27	163.38	5.88
1.5.2 Ginger	18.52	54	73.25	3.96
1.5.3 Black pepper (Sweet pepper)	5.37	39	5.15	0.96
1.5.4 Hot pepper (Green pepper)	3.40	15	2.13	0.63

Source: **Office of the Provincial Agriculturist**

SEP2021/agriprofile\_fieldcrops

**Table 2.3**  
**Permanent/Commercial Crops**  
*Province of Bataan*  
 CY 2020

<b>Kind of Permanent Crops</b>	<b>Area (has.)</b>	<b>No. of Farmers</b>	<b>Total Production (MT)</b>	<b>Average Yield</b>
Mango	3,332.69	2,720	29,367.30	8.81
Coconut	1,390.21	1,428	12,267.61	8.82
Cashew	489.50	780	1,521.80	3.11
Cacao	3.30	12	8.00	2.42
Coffee	1,202.00	396	1,093.40	0.91
Calamansi	102.50	223	334.20	3.26
Rambutan	111.70	158	98.47	0.88
Guyabano	46.50	329	98.10	2.11
Papaya	90.00	310	868.00	9.64
Guava/Guapple	25.00	170	44.00	1.76
Chico	8.20	160	31.10	3.79
Santol	29.50	220	325.62	11.04
Jackfruit	70.50	237	208.70	2.96
Atis	9.00	163	37.05	4.12
Lanzones	8.50	40	20.66	2.43

Source: **Office of the Provincial Agriculturist**

SEP2021/agriprofile\_permanentcrops

**Table 2.4**  
**NFA Palay Procurement**  
*Province of Bataan*  
CY 2020

Month	No. of Bags (in bags of 50 kg.)				Total	Peso Value	Target	% Accom.
	Individual	I P P		Others				
		FO's/FC's	DAR/PIK/NIA	FAIR				
January	1,546	687	-	-	2,233	2,074,756.00	2,000	112%
February	958	167	-	-	1,125	1,051,839.85	3,000	38%
March	4,070	345	-	-	4,415	4,154,888.80	10,000	44%
April	622	71	-	-	693	658,662.30	20,000	3%
May	534	188	-	-	722	685,607.15	15,000	5%
June	170	-	-	-	170	154,424.95	10,000	2%
July	325	-	-	-	325	307,089.05	300	108%
August	24	-	-	-	24	22,811.85	5,000	0%
September	17,318	8,826	-	-	26,144	24,423,722.90	24,700	106%
October	28,729	16,492	-	-	45,221	41,981,978.90	35,000	129%
November	11,793	6,825	-	-	18,618	16,919,668.80	35,000	53%
December	919	517	-	-	1,436	1,292,666.05	10,000	14%
<b>Total</b>	<b>67,008</b>	<b>34,118</b>	<b>0</b>	<b>0</b>	<b>101,126</b>	<b>93,728,116.60</b>	<b>170,000</b>	<b>59%</b>

Source: *National Food Authority*

SEP2021/nfa palay

\*Total number of FO's served - 7  
Total number of bags delivered - 1,300 bags

**Legend:**    **IPP** - Institutionalized Procurement Program  
**FOs** - Farmer Organizations  
**FCs** - Farmer Cooperatives  
**FGEP** - Farmer Grains Exchange Program

**DAR** - Department of Agrarian Reform  
**NIA** - National Irrigation Administration  
**PIK** - Payment in Kind  
**FAIR** - Farmer Incentive Rice Purchase Program

**Table 2.5**  
**WAREHOUSE LIBRARY AND STATUS OF WAREHOUSE UTILIZATION**  
**WITH STOCK INVENTORY PER WAREHOUSE**  
*Province of Bataan*  
*CY 2021*

Name of Warehouse	Location	Floor Area (Sq. m.)	Effective Capacity	Stock Inventory in WHSE			Rate of Utilization	Name of WS II
				Palay	Rice	By Prod.		
GID 1	Balanga City, Bataan	720	30,000	-	2,045		6.82%	Celerina Roman
GID 2	Balanga City, Bataan	1,920	100,000	8,838			8.84%	Celerina Roman
FLGC	Dinalupihan, Bataan	300	10,000				0.00%	Celerina Roman
	<b>TOTAL</b>	<b>2,940</b>	<b>140,000</b>	<b>8,838</b>	<b>2,045</b>	<b>0</b>		

Source: *National Food Authority*

SEP2021/warehouse

**Table 2.6**  
**LAND DISTRIBUTION ACCOMPLISHMENT**  
**By Municipality/City, By Land Type (in has.)**  
*Province of Bataan, CY 2021*

MUNICIPALITY/CITY	TARGET	ACCOMPLISHMENT							TOTAL	% Accom
		OLT	LE	GFI	KKK/NLSF	VOS	CA	VLT		
Abucay	0								0	
Bagac	0								0.0000	
City of Balanga	0								0.0000	
Dinalupihan	0								0.0000	
Hermosa	213.6189						213.6189		213.6189	100
Limay	0								0.0000	
Mariveles	0								0.0000	
Morong	0	5.5467							5.5467	
Orani	0								0.0000	
Orion	0								0.0000	
Pilar	0								0.0000	
Samal	0								0.0000	
<b>BATAAN</b>	<b>213.6189</b>	<b>5.5467</b>					<b>213.6189</b>		<b>219.1656</b>	<b>103%</b>

Source: *Department of Agrarian Reform, Bataan*

SEP2021/land distribution\_has

**Legend:**

**OLT** - Operation Land Transfer

**GFI** - Government Financing Institution

**LE** - Landed Estate

**KKK/NLSF** - Kilusan Kabuhayan at Kaunlaran/National Livelihood Support Fund

**VOS** - Voluntary Offer to Sell

**VLT** - Voluntary Land Transfer

**CA** - Compulsary Acquisition

**Table 2.7**  
**LAND DISTRIBUTION ACCOMPLISHMENT**  
**By Municipality/City, By Land Type (in FBs)**  
*Province of Bataan, CY 2021*

MUNICIPALITY/ CITY	ACCOMPLISHMENT							TOTAL
	OLT	LE	GFI	KKK/NLSF	VOS	CA	VLT	
Abucay								0
Bagac								0
City of Balanga								0
Dinalupihan								0
Hermosa						213		213
Limay								0
Mariveles								0
Morong	2							2
Orani								0
Orion								0
Pilar								0
Samal								0
<b>BATAAN</b>	<b>2</b>	<b>0</b>	<b>0</b>	<b>0</b>	<b>0</b>	<b>213</b>	<b>0</b>	<b>215</b>

Source: *Department of Agrarian Reform, Bataan*

*SEP2021/land distribution*

**Legend:**

**OLT** - Operation Land Transfer

**GFI** - Government Financing Institution

**LE** - Landed Estate

**KKK/NLSF** - Kilusan Kabuhayan at Kaunlaran/National Livelihood Support Fund

**VOS** - Voluntary Offer to Sell

**VLT** - Voluntary Land Transfer

**CA** - Compulsary Acquisition



**Table 2.8**  
**LAND DISTRIBUTION ACCOMPLISHMENT**  
**By Municipality/City, By Land Type (By No. of Lots)**  
*Province of Bataan, CY 2021*

MUNICIPALITY/ CITY	ACCOMPLISHMENT							TOTAL
	OLT	LE	GFI	KKK/NLSF	VOS	CA	VLT	
Abucay								0
Bagac								0
City of Balanga								0
Dinalupihan								0
Hermosa						6		6
Limay								0
Mariveles								0
Morong	2							2
Orani								0
Orion								0
Pilar								0
Samal								0
<b>TOTAL</b>	<b>2</b>					<b>6</b>		<b>8</b>

Source: **Department of Agrarian Reform, Bataan**

SEP2021/land distribution

**Legend:**

**OLT** - Operation Land Transfer

**GFI** - Government Financing Institution

**LE** - Landed Estate

**KKK/NLSF** - Kilusan Kabuhayan at Kaunlaran/National Livelihood Support Fund

**VOS** - Voluntary Offer to Sell

**VLT** - Voluntary Land Transfer

**CA** - Compulsary Acquisition

**Table 2.9**  
**4-H CLUB BY MUNICIPALITY**  
**PROVINCE OF BATAAN**  
**CY 2021**

Name of Organization	Barangay	Number of Members	Name of Chairperson
<b>DISTRICT I</b>			
<b>Hermosa</b>			
<i>*There's no existing 4-H Club.</i>	-	-	-
<b>Orani</b>			
Helping Hands for Better-Life of Youth 4-H Club	Paraiso / Parang-Parang / Tagumpay / Tapulao	28	Mr. Bon Jovi S. Caraig
<b>Samal</b>			
Gugo 4-H Club	Gugo	53	Mr. Jeric Batasin-in
<b>Abucay</b>			
Bangkal 4-H Club	Bangkal	15	Mr. Elvin Marabe
<b>SUBTOTAL</b>		<b>96</b>	
<b>DISTRICT II</b>			
<b>Balanga City</b>			
Dangcol 4-H Club	Dangcol	22	Danica P. Delgado
Pto. Rivas Itaas 4-H Club	Pto. Rivas	20	-
<b>Pilar</b>			
<i>*There's no existing 4-H Club.</i>	-	-	-
<b>Orion</b>			
<i>*There's no existing 4-H Club.</i>	-	-	-
<b>Limay</b>			
Kabataan ng Brgy. Luz 4-H	Brgy. Luz	10	Ms. Maureen Quicho
<b>SUBTOTAL</b>		<b>52</b>	
<b>DISTRICT III</b>			
<b>Bagac</b>			
Riverside Parang 4-H Club	Parang	22	Mr. Kier Patrick Manalo
<b>Mariveles</b>			
<i>*There's no existing 4-H Club.</i>	-	-	-
<b>Morong</b>			
<i>*There's no existing 4-H Club.</i>	-	-	-
<b>Dinalupihan</b>			
Daan Bago 4-H Club	Daan Bago	15	Ms. Deanne Mae Naguiat
Lucians 4-H Club	Sta. Lucia / Pita	15	Ms. Carmelita Navarro
San Ramon 4-H Club	San Ramon	26	Mr. Jan Eigbert Salenga
<b>SUBTOTAL</b>		<b>78</b>	
<b>TOTAL</b>		<b>226</b>	

Source: **Office of the Provincial Agriculturist**

SEP 2021/palay prod. by mun.

# **A. Agriculture**

## **a.2. Fisheries**

**Table 2.10**  
**Fishery Profile by City/Municipality**  
*Province of Bataan*  
 CY 2021

City/Municipality	No. of Fishermen		No. of Fishing Banca		Commercial Fisheries	Post/harvest				Facilities	
	Full Time	Part Time	Motorized	Non-Motorized	No. of Fishing Vessel	Smoking	Drying	Salting	Value Adding	Fish Port/Landing Center	Ice Plant/Cold Storage
<b>DISTRICT I</b>											
Hermosa	450	112	200	50	-	-	-	-	-	-	-
Orani	3,042	-	496	26	-	5	1	2	3	1	-
Samal	726	165	208	8	6	2	-	3	5	1	1
Abucay	725	-	185	5	-	32	15	3	-	1	-
<b>SUB-TOTAL</b>	<b>4,943</b>	<b>277</b>	<b>1,089</b>	<b>89</b>	<b>6</b>	<b>39</b>	<b>16</b>	<b>8</b>	<b>8</b>	<b>3</b>	<b>1</b>
<b>DISTRICT II</b>											
Balanga City	1,535	-	238	27	8	34	60	16	4	1	1
Pilar	200	80	182	6	2	9	3	12	1	1	-
Orion	1,432	-	1,140	60	-	4	10	-	1	1	-
Limay	1,385	-	1,104	-	-	15	112	-	-	1	-
<b>SUB-TOTAL</b>	<b>4,552</b>	<b>80</b>	<b>2,664</b>	<b>93</b>	<b>10</b>	<b>62</b>	<b>185</b>	<b>28</b>	<b>6</b>	<b>4</b>	<b>1</b>

City/Municipality	No. of Fishermen		No. of Fishing Banca		Commercial Fisheries	Post/harvest				Facilities	
	Full Time	Part Time	Motorized	Non-Motorized	No. of Fishing Vessel	Smoking	Drying	Salting	Value Adding	Fish Port/Landing Center	Ice Plant/Cold Storage
<b>DISTRICT III</b>											
Mariveles	1,810	715	1,015	102	43	1	306	-	-	2	1
Bagac	1,695	-	483	36	-	2	-	-	2	1	-
Morong	1,810	50	700	100	1	46	46	-	-	1	-
Dinalupihan	-	-	-	-	-	-	-	-	-	-	-
<b>SUB-TOTAL</b>	<b>5,315</b>	<b>765</b>	<b>2,198</b>	<b>238</b>	<b>44</b>	<b>49</b>	<b>352</b>	<b>-</b>	<b>2</b>	<b>4</b>	<b>1</b>
<b>Bataan</b>	<b>14,810</b>	<b>1,122</b>	<b>5,951</b>	<b>420</b>	<b>60</b>	<b>150</b>	<b>553</b>	<b>36</b>	<b>16</b>	<b>11</b>	<b>3</b>

Source: *Office of the Provincial Agriculturist*

sep 2021/aquaculture&fishery

**Table 2.11**  
**Aquaculture Profile by City/Municipality**  
*Province of Bataan*  
*CY 2021*

City/Municipality	Freshwater Fishpond		Brakishwater Fishpond		Mussel Farm		Kapis		Fish Cage		Hatchery	
	Area (has.)	No. of Cooperator	Area (has.)	No. of Cooperator	Area (has.)	No. of Cooperator	Area (has.)	No. of Cooperator	Area (has.)	No. of Cooperator	Area (has.)	No. of Cooperator
<b>DISTRICT I</b>												
Hermosa	3.25	59	1,504.52	191	-	-	-	-	-	-	-	-
Orani	4.36	13	344.00	34	-	-	-	-	-	-	-	-
Samal	3.10	12	229.20	52	-	-	1.60	-	-	-	-	-
Abucay	11.00	30	464.00	91	806.00	164	1.50	-	-	-	-	-
<b>SUB-TOTAL</b>	<b>21.71</b>	<b>114</b>	<b>2,541.72</b>	<b>368</b>	<b>806.00</b>	<b>164</b>	<b>3.10</b>	-	-	-	-	-
<b>DISTRICT II</b>												
Balanga City	32.20	93	276.51	19	1.40	7	-	-	-	-	0.50	1
Pilar	2.64	24	79.30	38	-	-	1.50	-	-	-	16.20	3
Orion	5.87	23	172.60	61	-	-	1.50	-	-	-	-	-
Limay	0.80	59	0.25	1	-	15	6.50	-	-	-	-	-
<b>SUB-TOTAL</b>	<b>41.51</b>	<b>199</b>	<b>528.66</b>	<b>119</b>	<b>1.40</b>	<b>22</b>	<b>9.50</b>	-	-	-	<b>16.70</b>	<b>4</b>

City/Municipality	Freshwater Fishpond		Brakishwater Fishpond		Mussel Farm		Kapis		Fish Cage		Hatchery	
	Area (has.)	No. of Cooperator	Area (has.)	No. of Cooperator	Area (has.)	No. of Cooperator	Area (has.)	No. of Cooperator	Area (has.)	No. of Cooperator	Area (has.)	No. of Cooperator
<b>DISTRICT III</b>												
Mariveles	2.70	23	-	-	-	-	-	-	-	-	1.00	1
Bagac	1.86	11	-	-	-	-	-	-	-	-	-	-
Morong	-	-	-	-	-	-	-	-	-	-	-	-
Dinalupihan	10.00	40	-	-	-	-	-	-	-	-	-	-
<b>SUB-TOTAL</b>	<b>14.56</b>	<b>74</b>	-	-	-	-	-	-	-	-	<b>1.00</b>	<b>1</b>
<b>Bataan</b>	<b>77.78</b>	<b>387</b>	<b>3,070.38</b>	<b>487</b>	<b>807.40</b>	<b>186</b>	<b>12.60</b>	-	-	-	<b>17.70</b>	<b>5</b>

Source: *Office of the Provincial Agriculturist*

sep 2021/aquaculture&fishery

# **A. Agriculture**

## **a.3. Poultry and Livestock**



**Table 2.12**  
**Livestock, Poultry Population and Animals Slaughtered**  
*Province of Bataan*  
 CY 2021

**Livestock**

<b>Specie</b>	<b>Number Heads (Production)</b>	<b>Number of Raisers</b>	<b>Farmgate Price (Live Weight)</b>
Cattle	6,569	2,023	₱ 310.00/kg
Carabao	3,570	520	₱ 100.00-120.00/kg
Swine	48,723	14	₱ 210.00/kg
Goat	2,145	84	₱ 250.00/kg
Horse	374	215	
<b>Total</b>	<b>61,381</b>	<b>2,856</b>	

**Poultry**

<b>Chicken</b>	<b>Number Heads (Production)</b>	<b>Number of Raisers</b>	<b>Farmgate Price (Live Weight)</b>
Broiler	5,886,000	82	₱ 135.00/kg
Gamefowl			
Layers	139,650	7	₱ 6.00/egg
<b>Total</b>	<b>6,025,650</b>	<b>89</b>	
Ducks	17,500	6	₱ 6.20-6.30/egg
Quail	4,000	1	₱ 1.50/egg
<b>Total</b>	<b>6,047,150</b>	<b>7</b>	

**Animals Slaughtered (monthly average)**

<b>Species</b>	<b>No of Heads (Production)</b>	<b>No. of Heads (Slaughtered)</b>	<b>No. of Meat Slaughtered (kilos)</b>
Cattle	6,569	3,173	475,950
Carabao	3,570	343	54,880
Swine	48,723	63,247	3,794,820
Goat	2,145	276	5,520
Horse	374	65	6,500
<b>Total</b>	<b>61,381</b>	<b>67,104</b>	<b>4,337,670</b>

Source: Office of the Provincial Veterinarian

SEP2021/livestock

**Table 2.13**  
**Veterinary Management**  
*Province of Bataan*  
*CY 2021*

<b>Specie</b>	<b>Treatment</b>	<b>Vaccination</b>	<b>Deworming</b>	<b>Artificial Insemination</b>	<b>Calfdrop/ Offspring</b>	<b>Personnel in Charge</b>
Cattle	143	57	1,090	229	31	Owen Dick Roman
Carabao	45	18	138	289	53	Owen Dick Roman
Goat	455		1,160			Danval Mc Lyn Molina, DVM
Swine	69	457	25			Agatha Pauline C. De Leon, DVM
Dog	574	24,080	659			Agatha Pauline C. De Leon, DVM
Cat			13			Agatha Pauline C. De Leon, DVM
Horse	19		10			Noriel Urriquia, Jr, DVM
Chicken/Duck	113	1,387				Danval Mc Lyn Molina, DVM
Rabbit	3					Danval Mc Lyn Molina, DVM
<b>T o t a l</b>	<b>1,421</b>	<b>25,999</b>	<b>3,095</b>	<b>518</b>	<b>84</b>	

Source: *Office of the Provincial Veterinarian*

SEP2021/veterinary mgt

# **B. Cooperative**

**Table 2.14**  
**MASTERLIST OF REGISTERED COOPERATIVES**  
*Province of Bataan (District I)*  
*As of December 31, 2021*

	NAME OF COOPERATIVE	MUNICIPALITY	REGISTRATION NUMBER	REGISTRATION DATE	CONTACT PERSON	COOPERATIVE TYPE	COOPERATIVE SIZE	STREET ADDRESS
1	Abucay Multipurpose Cooperative	Abucay	9520-03000572	10/14/2009	Eloisa dela Cruz	Multipurpose	LARGE	Magtanong St., Calaylayan
2	Abucay Teachers & Employees Multipurpose Cooperative	Abucay	9520-03008402	2/23/2010	Remedios del Rosario	Multipurpose	SMALL	Tomas Pinpin, Ibayo
3	Bonifacio Camacho High School Teachers & Employees Multipurpose Cooperative	Abucay	9520-03002765	11/17/2009	Jasmin Canare	Multipurpose	SMALL	Bonifacio Camacho High School, Calaylayan
4	Capitangan Organic Farmers Marketing Cooperative	Abucay	9520-03010436	3/19/2010	Divina L. Canare	Marketing	SMALL	Wakas St., Capitangan
5	Hacienda Agrarian Reform Multipurpose Coop.	Abucay	9520-03010439	3/19/2010	Danilo Peñalosa	Multi-Purpose		Brgy. Hacienda
6	Balanga Dinalupihan Roman Hi-way Jeepney Operators and Drivers Transport Cooperative (BDRHJODTC)	Dinalupihan	9520-100300031367	1/5/2021	Romeo Sarmiento	Transport	MICRO	San Ramon
7	Dinalupihan MRF Marketing Cooperative (DMRFMC)	Dinalupihan	9520-100300031407	1/19/2021	Ariel Manalac	Credit	MICRO	Dinalupihan MRF Compound, Pagalanggang
8	Dinalupihan Multipurpose Cooperative	Dinalupihan	9520-03000139	10/1/2009	Alfredo B. Aure	Multipurpose	MEDIUM	Dinalupihan Public Market

	<b>NAME OF COOPERATIVE</b>	<b>MUNICIPALITY</b>	<b>REGISTRATION NUMBER</b>	<b>REGISTRATION DATE</b>	<b>CONTACT PERSON</b>	<b>COOPERATIVE TYPE</b>	<b>COOPERATIVE SIZE</b>	<b>STREET ADDRESS</b>
9	Dinalupihan-Olongapo Transport Cooperative	Dinalupihan	9520-03001734	11/4/2009	Reymundo Nulod	Multipurpose	SMALL	San Ramon
10	Pagalanggang Farmer's Multipurpose Cooperative	Dinalupihan	9520-03003493	12/2/2009	Ramir Baluyot	Multipurpose	MICRO	Pagalanggang
11	Roosevelt Water Service and Sanitation Cooperative	Dinalupihan	9520-1030000000033705	5/20/2016	Conrado P. Salonga	Water Service	MICRO	K Purok 2B Roosevelt
12	Solid Rock Consumers Cooperative (SRCC)	Dinalupihan	9520-1030000000040240	1/12/2018	Victor Violenta Jr.	Consumers	MICRO	Magsaysay
13	Yakap at Halik Consumers Cooperative Bataan	Dinalupihan	9520-1030000000044247	8/23/2018	Vivian Mendoza	Consumers	MICRO	Hilltop, Naparing
14	Balanga Olongapo Transport Service Cooperative	Hermosa	9520-03000343	10/8/2009	Marites C. Salenga	Service	SMALL	Tagumpay Subdivision, Burgos
15	Balsik High School Teachers and Employees Multipurpose Cooperative	Hermosa	9520-03000576	10/14/2009	Lucila P. Hizon	Multipurpose	SMALL	Balsik High School, Centro Balsik
16	Mabiga Christian Credit Cooperative (MCC Coop)	Hermosa	9520-1030000000044680	12/14/2018	Rona Grace Tabujara	Credit	MICRO	Mabiga Christian Church, Mabiga
17	Samahang Aktibo Buhay Aasenso Agriculture Cooperative	Hermosa	9520-1030000000037254	5/5/2017	Marjori D. Samaniego	Agriculture	MICRO	Saba
18	Sumi Philippines Employees Credit Cooperative	Hermosa	9520-1030000000044584	10/15/2018	Dante Dancel	Credit	MICRO	Hermosa Ecozone, Industrial Park

	NAME OF COOPERATIVE	MUNICIPALITY	REGISTRATION NUMBER	REGISTRATION DATE	CONTACT PERSON	COOPERATIVE TYPE	COOPERATIVE SIZE	STREET ADDRESS
19	Morong Bataan Transport Service Cooperative	Morong	9520-1030000000035610	1/10/2017	Alfredo Dacula	Transport	MICRO	Juan Luna St.
20	Morong Multipurpose Cooperative	Morong	9520-03007860	2/11/2010	Anna Marie B. Santos	Multipurpose	MEDIUM	National Rd. cor. Sulangi St., Binaritan
21	Nagkaisang Magsasaka ng Nagbalayong Cooperative (NAMANA Coop.)	Morong	9520-03007616	2/8/2010	Iniego A. Pastelero	Multipurpose	SMALL	Nagbalayong
22	Progresibo at Responsableng mga Namamasada sa Morong, Bataan (PReNo) Transport Service Cooperative	Morong	9520-1030000000047380	10/28/2019		Transport	MICRO	Stall #64, Morong Public Market, Dry Goods Section, Bernabe, Brgy. Binaritan
23	Orani Hermosa Dinalupihan Jeepney Operators and Drivers Transport Cooperative (OHDJODTC)	Orani	9520-100300031366	1/5/2021		Multipurpose	micro	Balut
24	Orani Peninsula Producers Cooperative (OPProCoop)	Orani	9520-100300032592	12/16/2021		Producer	micro	Palihan (Pob.)
25	3D (Duty Dignity Determination) Multipurpose Cooperative	Orani	9520-03003495	12/2/2009	Pepito Santos	Multipurpose	MICRO	Municipal Building Centro 1
26	Orani Water District Multipurpose Cooperative (OWDEE Coop)	Orani	9520-03001879	11/5/2009	Marjun Q. Bantay	Multipurpose	MEDIUM	Centro Uno
27	Pag-Asa Oregano Agriculture Cooperative	Orani	9520-1030000000044955	2/14/2019		Agriculture	MICRO	Bayan-bayanan, Brgy. Pag-asa

	NAME OF COOPERATIVE	MUNICIPALITY	REGISTRATION NUMBER	REGISTRATION DATE	CONTACT PERSON	COOPERATIVE TYPE	COOPERATIVE SIZE	STREET ADDRESS
28	Sampaguita RIC Multipurpose Cooperative, Inc.	Orani	9520-03001898	11/5/2009	Perlita C. Razon	Multipurpose	MICRO	Tagumpay
29	SATODA '92 Multipurpose Cooperative	Orani	9520-03001883	11/5/2009	Rouchelle A. Bautista	Multipurpose	MICRO	Pantalan Luma
30	Samal Upland Farmers Agriculture Cooperative (SUFAC)	Samal	9520-1030000000043858	9/3/2018	Felicidad Benevidez	Agriculture	MICRO	Gugo
31	Samaleno Organiko Producers Cooperative	Samal			Lualhati Serrano	Producers	MICRO	Samal

Source: *Cooperative Development Authority*

SEP2021/reg. cooperatives

**Table 2.15**  
**MASTERLIST OF REGISTERED COOPERATIVES**  
*Province of Bataan (District II)*  
*As of December 31, 2021*

	NAME OF COOPERATIVE	MUNICIPALITY	REGISTRATION NUMBER	REGISTRATION DATE	CONTACT PERSON	COOPERATIVE TYPE	COOPERATIVE SIZE	STREET ADDRESS
1	Barangay Quinawan Agriculture Cooperative	Bagac	9520-1030000000040228	12/14/2017	Fryne Ann A. Tadea	Agriculture	MICRO	Barangay Hall, Barangay Quinawan
2	Binukawan Bicol Marketing Cooperative	Bagac	9520-03009585	3/16/2010	Carlito B. Cruz	Marketing	SMALL	Binukawan
3	Community Savers Agriculture Cooperative	Bagac	9520-1030000000041247	2/6/2018	Enrita Jornal	Agriculture	MICRO	Acacia St., Banawang
4	Montemar Employees Credit Cooperative	Bagac	9520-03006533	1/19/2010	Wenefredo C. Montano	Credit	SMALL	Noriega Ext., Brgy. Bagumbayan
5	SAMASAKA Bagac Multipurpose Cooperative	Bagac	9520-03013011	3/22/2010	Norma Callejo	Multipurpose	MICRO	Barangay San Antonio
6	Banawang Mamamayan Sagip Kalikasan Producers Cooperative(BAMASAGKA)	Bagac	9520-100300031937	5/27/2021	Fidel E. Alimangohan	Producers	Micro	Banawang
7	Bataan Entreprenuer Credit Cooperative (BECCO)	Balanga City	9520-100300031990	6/14/2021	Chair Amanda Battad/Pamela	Credit	Micro	Tenejero
8	Balanga - Orani Transport Service Multipurpose Cooperative	Balanga City	9520-03018034	9/30/2010	Fredilito V. Guanzon	Service		Capitangan



	NAME OF COOPERATIVE	MUNICIPALITY	REGISTRATION NUMBER	REGISTRATION DATE	CONTACT PERSON	COOPERATIVE TYPE	COOPERATIVE SIZE	STREET ADDRESS
9	Balanga Agrarian Reform Beneficiaries Multipurpose Cooperative	Balanga City	9520-03002381	11/12/2009	Leonardo L. David	Multipurpose		Upper Tuyoy
10	Balanga City Development Multipurpose Cooperative	Balanga City	9520-03006038	1/11/2010	Gemma B. Alonzo	Multipurpose		General Capinpin St , San Jose
11	Balanga City Employees and Entrepreneurs Multipurpose Cooperative ( BALCEEMCO )	Balanga City	9520-03000341	10/8/2009	vienna r. felipe	Multipurpose		J&L Bldg., Poblacion
12	Bataan Cooperative Bank	Balanga City	9520-03004105	12/8/2009	Paul Fernando Sombilon			Capitol Compound
13	Bataan Farmers Agriculture Cooperative	Balanga City		11/5/2019		Agriculture		Illano Compound, Barangay Bagong Silang
14	Bataan Jeepney Operators and Drivers Transport Service Cooperative	Balanga City	9520-1030000000048392	12/17/2019		Advocacy		Monarch Subdivision, Barangay Tuyoy
15	Bataan PNP Credit Cooperative	Balanga City	9520-03003484	12/2/2009	Gregorio G. Gonzaga	Credit		Bataan Police Provincial Office, Camp Tolentino
16	Bataan Press Club Multipurpose Cooperative	Balanga City	9520-03003478	12/2/2009	Ernesto B. Esconde	Multipurpose		Poblacion
17	Capitol Employees of Bataan (CEmBa) Multipurpose Cooperative	Balanga City	9520-03000550	10/14/2009	May A. Hizon	Multipurpose		Capitol Compound
18	Co-ops for Christ (Bataan)	Balanga City	9520-03000566	10/14/2009	Romeo C. Almacen	Multipurpose		Unit 2, 1st Flr. J & L Bldg. II, Paterno St., Poblacion
19	Cupang West Multipurpose Cooperative	Balanga City	9520-03003528	12/2/2009	Martin Chavez	Multipurpose		Masikap Street, Cupang West

	<b>NAME OF COOPERATIVE</b>	<b>MUNICIPALITY</b>	<b>REGISTRATION NUMBER</b>	<b>REGISTRATION DATE</b>	<b>CONTACT PERSON</b>	<b>COOPERATIVE TYPE</b>	<b>COOPERATIVE SIZE</b>	<b>STREET ADDRESS</b>
20	Greater Bani Multipurpose Cooperative	Balanga City	9520-03001904	11/5/2009	Miguel A. Gesto	Multipurpose		Sitio Bani Barangay Cataning
21	Marbalolo Transport Service Cooperative	Balanga City	9520-1030000000039066	9/13/2017	Edgardo C. Tapia	Transport		Roman Highway, Brgy. Camacho
22	Maunlad na Rehiyon sa Halamanan Agriculture Cooperative	Balanga City	9520-1030000000040685	2/26/2018	Marilou Hernandez	Agriculture		No.13 Zulueta St., Cataning
23	New Ibayo Multipurpose Cooperative	Balanga City	9520-03009557	3/16/2010	Orlando I. Santiago	Multipurpose		Ibayo Barangay Hall, Ibayo
24	Sidhay Bataan National High School Multipurpose Cooperative (SIDHAYBNHSMPC)	Balanga City	9520-03000568	10/14/2009	Carmelita A. Silvestre	Multipurpose		BNHS Campus, Roman Superhighway
25	Tanato Multipurpose Cooperative	Balanga City	9520-03002867	11/19/2009	Guillerma L. Despeda	Multipurpose		Barangay Tanato
26	Traders Multipurpose Cooperative	Balanga City	9520-03000234	10/5/2009	Eunice T. Sibal	Multipurpose		BPSU Main Campus Barangay Tenejero
27	Tuyo Farmers Agriculture Cooperative	Balanga City	9520-1030000000033267	7/12/2016	Anthony Villanueva	Agriculture		Sitio Camalig Tuyo
28	Bataan United Bus Transport Service Cooperative	Balanga City	9520-1030000000045992	3/13/2019				052 Everlasting St., Jacoba Village, Tuyo
29	Roadline Transport Service Cooperative	Balanga City	9520-1030000000046412	5/5/2019				Sunshine Subdivision, Tuyo

	<b>NAME OF COOPERATIVE</b>	<b>MUNICIPALITY</b>	<b>REGISTRATION NUMBER</b>	<b>REGISTRATION DATE</b>	<b>CONTACT PERSON</b>	<b>COOPERATIVE TYPE</b>	<b>COOPERATIVE SIZE</b>	<b>STREET ADDRESS</b>
30	Limay Multipurpose Cooperative (LMPC)	Limay	9520-03001693	11/4/2009	Leonila M. Samillano	Multipurpose	MEDIUM	2nd Floor, Limay Public Market
31	Limay Agri Business Multipurpose Cooperative	Limay	9520-03002332	11/12/2009	Albino T. Longjas	Multipurpose	MEDIUM	2/F Public Market
32	Limay Merchant Credit Cooperative	Limay	9520-1030000000040366	12/18/2017	Maricar M. Gavina	Credit	SMALL	Second Floor Limay Public Market, Reformista
33	1834 Brotherhood Transport (Tricycle) Multipurpose Cooperative	Limay	9520-03002303	11/12/2009	Edwin Ortega	Multipurpose	SMALL	National Road Balon Anito
34	World Class Maharlikans Consumers Cooperative (WCM)	Mariveles	9520-100300032252	9/7/2021	Morilla, Civib Basco	Consumer	micro	National Road, Balon-Anito
35	Kakita Marketing Cooperative	Mariveles	9520-100300032082	7/8/2021	Lolita N. Fallore	Marketing	micro	Alas-asin
36	Balanga Mariveles Mini-Bus Jeepney Operators Drivers Transport Multipurpose Cooperative	Mariveles	9520-03006806	1/25/2010	Elizabeth Valenzuela	Transport	SMALL	P. Roman Blvd., Poblacion
37	Bataan Accessories and Garment Producers Cooperative	Mariveles	9520-03001690	11/4/2009	Flordeliza V. Sueta	Producers	MICRO	Bataan Economic Zone
38	Bataan Economic Zone Community Multipurpose Cooperative	Mariveles	9520-03000537	10/14/2009	Romel A. Corpuz	Multipurpose	SMALL	2nd, Bez Administration Bldg.
39	Dugso Fishermen Cooperative	Mariveles	9520-1030000000039883	11/20/2017	Marc Francis Kristoffer D. Clave	Fishermen	MICRO	930 Sampaguita St., Barangay Sisiman
40	Dynamic Multipurpose Cooperative	Mariveles	9520-03019173	3/23/2011	Jocelyn Estrella Obdin	Multipurpose	MEDIUM	2F Post Office Bldg. , The Freeport Area of Bataan, Mariveles Bataan

NAME OF COOPERATIVE	MUNICIPALITY	REGISTRATION NUMBER	REGISTRATION DATE	CONTACT PERSON	COOPERATIVE TYPE	COOPERATIVE SIZE	STREET ADDRESS
41 Iwahori Multipurpose Cooperative	Mariveles	9520-03000277	10/6/2009	Marilou R. Alamario	Multipurpose	LARGE	2nd Flr. Public Market
42 Kaizen Multipurpose Cooperative (Bataan)	Mariveles	9520-03000589	10/14/2009	Evelyn Dimaandal	Multipurpose	MEDIUM	Centro II, Barangay Batangas II
43 MAHESECO Multipurpose Cooperative	Mariveles	9520-03005476	1/5/2010	Amelita E. Hollis	Multipurpose	MEDIUM	Lakandula St. Poblacion
44 Maligaya Community Multipurpose Cooperative	Mariveles	9520-03000273	10/6/2009	Lorna B. Violenta	Multipurpose	MEDIUM	Avenue of the Philippines Barangay Maligaya
45 Maligaya Wet Market Multipurpose Cooperative	Mariveles	9520-03002259	11/12/2009	Hermana S. Austria	Multipurpose	MEDIUM	Maligaya Wet Market, Brgy. Maligaya
46 Mariveles Bagmakers Multipurpose Cooperative	Mariveles	9520-03006477	1/19/2010	Ma. Lina V. Marcos	Multipurpose	MEDIUM	St. Nicolas St., San Carlos
47 Mariveles Commercial Center Multipurpose Cooperative	Mariveles	9520-03000342	10/8/2009	Rosemarie M. Viaña	Multipurpose	MEDIUM	Asiatic Market, San Isidro
48 Mariveles High School Teachers Multipurpose Cooperative	Mariveles	9520-03006395	1/18/2010	Nenelia D. Pasquin	Multipurpose	SMALL	MNHS, Cabcaban
49 Mariveles Public Market Development Cooperative	Mariveles	9520-03000267	10/6/2009	Marites M. Bartolome	Multipurpose	MEDIUM	Dry Goods Section, Mariveles Public Market, San Carlos
50 Mariveles Women and Community Multipurpose Cooperative (MWCMPCC)	Mariveles	9520-03000283	10/6/2009	Apolonia M. Velasquez	Multipurpose	MEDIUM	C. Rodriguez St. San Carlos
51 Mountain View Homeowners Multipurpose Cooperative	Mariveles	9520-03003839	12/4/2009	Rustico Cruz	Multipurpose	SMALL	Mountain View Village, Barangay Mt. View
52 People's Multipurpose Cooperative	Mariveles	9520-03005466	1/5/2010	Adelaida R. Solis	Multipurpose	MEDIUM	Zalavaria St., Barangay San Carlos

	NAME OF COOPERATIVE	MUNICIPALITY	REGISTRATION NUMBER	REGISTRATION DATE	CONTACT PERSON	COOPERATIVE TYPE	COOPERATIVE SIZE	STREET ADDRESS
53	SAKOMI Federation Of Cooperatives (SFC)	Mariveles	9520-03022693	11/26/2012		Federation-Secondary	SMALL	Iwahori Guest House and Coffee Shop, Lakandula St., Poblacion
54	Samahang Zapatero sa FAB Credit Cooperative	Mariveles	9520-1030000000042801	4/17/2018	Daisy May Iniego	Credit	SMALL	Bldg. C, Phase I, 2nd Avenue, Freeport Area of Bataan
55	St. Dymphna Multipurpose Cooperative	Mariveles	9520-03004023	12/7/2009	CLARISSA NAGUIT	Multipurpose	SMALL	Monroe St., Barangay Poblacion
56	Sulong Mariveles Credit Cooperative	Mariveles	9520-1030000000037559	3/29/2017	Jocelyn Buergo	Credit	SMALL	SFB#3 Luzon Avenue, FAB
57	Watchlife Workers Multipurpose Cooperative	Mariveles	9520-03000130	10/1/2009	Charito G. Abaya	Multipurpose	LARGE	9th Ave., Phase I, Freeport Area of Bataan (FAB)
58	Orion Legends United Allied Tricycle Transport Cooperative (OLUATTC)	Orion	9520-10030003147	2/9/2021	Menandro A. Jumpalad	Transport	micro	#118 f.r. Simcon St., Wakas, Purok 3
59	Alagad Multipurpose Cooperative	Orion	9520-03006065	1/11/2010	Merlita J. Tañala	Multipurpose	MEDIUM	Wakas
60	Bataan School of Fisheries Faculty and Staff Multipurpose Cooperative	Orion	9520-03000567	10/14/2009	Genalin Santos	Multipurpose	MEDIUM	Bataan School Of Fisheries Compound, Daan Bago
61	Centralian Teachers Multipurpose Cooperative(CTMPC)	Orion	9520-03006064	1/11/2010	Ofelia V. Cabritit	Multipurpose	SMALL	Orion Elementary School, Daan Bilolo
62	Metro Orion Progressive Entrepreneur Multipurpose Cooperative (MOPE)	Orion	9520-03003532	12/2/2009	Bernarda T. San Jose	Multipurpose	LARGE	Barangay Wakas
63	Orion Kawani Multipurpose Cooperative	Orion	9520-03006063	1/11/2010	Francisco G. Guevarra	Multipurpose	MEDIUM	Orion Municipal Building, San Vicente

	NAME OF COOPERATIVE	MUNICIPALITY	REGISTRATION NUMBER	REGISTRATION DATE	CONTACT PERSON	COOPERATIVE TYPE	COOPERATIVE SIZE	STREET ADDRESS
64	Nagdili Farmers Agriculture Cooperative (NAGDILIFACO)	Pilar	9520-100300031881	5/10/2021	ZULUETA, DANILO P.	Agriculture	micro	Diwa
65	Kasinagan Credit Cooperative	Pilar	9520-1030000000046458	5/16/2019		Credit	MICRO	Pilar Arcade, Panilao
66	Lingap - Kapwa Multipurpose Cooperative	Pilar	9520-03004031	12/7/2009	Evelyn Ferol	Multipurpose	MEDIUM	Bagumbayan
67	New Bataan Seed Growers Agriculture Cooperative (NBSGAC)	Pilar	9520-1030000000046403	6/11/2019		Agriculture	MICRO	Office of the Municipal Agriculturist, Panilao
68	Pablo Roman Memorial High School Multipurpose Cooperative	Pilar	9520-03008459	2/23/2010	Jannette S. Tongco	Multipurpose	MICRO	P. Roman High School, Panilao
69	Pantingan Farmers and Plant Nursery Agrarian Reform Cooperative (PFPNARC)	Pilar	9520-1030000000036742	4/3/2017	Genna C. Tolentino	Agrarian Reform	MICRO	Pantingan
70	Pilar Rural Improvement Club Multipurpose Cooperative	Pilar	9520-03001732	11/4/2009	Amelita Abello	Multipurpose	MICRO	Poblacion

Source: **Cooperative Development Authority**

SEP2021/reg. cooperatives

# **C. Environment and Natural Resources**

**Table 2.16**  
**AREA, LOCATION, CROPS GROWN, GENERAL FERTILIZER RECOMMENDATION ON EACH SOIL TYPE**  
*PROVINCE OF BATAAN*

Type	Soil Type	Total Area (Has.)	Location	Land Capability Class	Crops Cultivated	Gen. Fertilizer - Recommendation	
						Has. Wet Season (N-P-K)	Dry Season
1	Hydrosol	3,638	Along the seacoasts of the towns of Hermosa, Orani, Samal, Pilar and Balanga City part of Morong near Cabcaban Road	x	Nipa, Pandan (Fishpond)		
26	Antipolo Class	73,239	All the rolling upland and almost hilly regions surrounding Mt. Sta. Rosa North and Mt. Mariveles in the South	De & M	Upland Rice, fruit trees such as mangoes, coconut, citrus casoy, bananas, feedgrains and coffee	61-5-30-30	90-30-0
28	Antipolo	37,710	Area of land composing and bordening Mt. Sta. Rosa, Mt. Natib, Mt. Samat and Mt. Mariveles	N	Commercial and non-commercial forest		
7	La-Paz	3,225	Barrios of Tabacan and Balsik of Dinalupihan, Batbat and Saba, Hermosa; Parang na Munti; Orani and the upper portions of Sta. Cuz and Tuyo River, Tuyo and Balanga City	Bs	Sugar cane, corn, rice, peanuts, sweet potatoes, cassava and vegetables	67-5-0-0	90-0-0

**Note:**

*Description of Land Cpability Classes is on Table 2.17*



Type	Soil Type	Total Area (Has.)	Location	Land Capability Class	Crops Cultivated	Gen. Fertilizer - Recommendation	
						Has. Wet Season (N-P-K)	Dry Season
78	La Paz Silt Loam	6,024	A great portion of the town of Dinalupihan along the Provincial Highway including the towns of Orani and Samal	Bs	Sugar cane, corn, rootcrops, peanuts, watermelons, vegetable and rice	67-5-0-0 69-30-0	90-0-0 90-30-0
95	San Manuel Fine Sand Loam	234	Balanga, Poblacion to Bo. Pto. Rivas; Barrios of Balut and Sta. Rosa, Pilar	A	Corn, sugar cane, rice, vegetables, rootcrops, yam beans and peanuts	67-5-0-0	90-0-0
136	Pilar Fine Sandy Loam	2,196	Bo. of Tenejero, Balanga City, Bane, Maluang, Caranluan and Aningay, Pilar and Balugan and Bangad Orion	A	Sugar cane, corn, rice, sorghum, vegetables, rootcrops, peanuts and cocurbits	69-30-0	90-30-0
118	Beach Sand	120	All along the southern coast of Morong up to Bayan Dati	X			
137	Pilar Silt	6,848	Along the national road from Calaguiman, Samal Southward up to Orion, Lamao and Lucanin (Limay part) Western part of Hermosa, Orani and Samal	A	Rice, corn, fruit trees, watermelons and vegetables	67-5-0-0 69-30-0	90-0-0 90-30-0
138	Cults Loam	4,062	Western part of Hermosa	Ce	Sugar cane, rice, corn, (grassland) and 2nd growth forest	61-5-30-30	90-30-0

SEP2021/area, location

**Table 2.17**  
**LAND CAPABILITY CLASSES/SUB-CLASSES**

<b>SYMBOL</b>	<b>BRIEF DESCRIPTION</b>
X	Usually level land or slightly depressed, wherein water either sea or fresh stays most of the time and cannot be economically drained thus making it impossible to utilize the land either for crops, trees or pasture. Best suited for fishpond or for recreation.
Bw	Good land, level to nearly level; occurs in depressions; can be cultivated safely but requires protection from occasional overflow and easily applied conservation and soil management practices.
Bs	Good land, level to nearly level; can be cultivated safely but due to low fertility, shallowness and droughtiness needs special soil management and improvement practices to restore and maintain its productivity.
Be	Good land, nearly level to gently sloping, slightly eroded, can be cultivated safely but requires erosion control measures and easily applied conservation practices like control farming and strip cropping.
Ce	Moderately good land; moderately sloping; slightly to moderately eroded; can be cultivated safely if carefully planned erosion control measures, careful management and intensive conservation practices are observed. This will include installing of terraces supported by contour farming and strip cropping.
Cs	Moderately good land; moderately sloping; slightly eroded; can be cultivated safely but due problems special soil management and intensive conservation practices.
De	Fairly good land; strongly sloping; slightly to moderately eroded; can be cultivated occasionally if handled with care, requires very careful management and complex conservation practices which includes a system of terraces with properly laid out terrace outlets, strip cropping and contouring. Best suited to tree farm or pasture.
N	Steep, land; moderately to severely eroded, or shallow for cultivation making it unfit for seasonal cultivation. Suited to pasture or forest with careful management.

*SEP2021\_landcapability*

**Table 2.18**  
**LAND AREA AND SLOPE CATEGORIES**  
**BY MUNICIPALITY/CITY (In Hectares)**  
*Province of Bataan*

Municipality/City	Total Area (Hectares)	Percentage of Province	S L O P E C A T E G O R I E S					
			0-3%	3-8%	8-18%	18-30%	30-50%	Above 50%
Abucay	7,970	5.80	2,311	2,231	-	3,427	-	-
Bagac	23,120	16.84	509	6,242	11,329	4,162	532	157
City of Balanga	11,163	8.13	6,586	1,898	1,563	1,005	-	-
Dinalupihan	9,252	6.74	6,569	-	1,665	731	240	-
Hermosa	15,700	11.44	6,437	1,727	4,396	2,826	138	-
Limay	10,360	7.55	1,512	2,176	3,906	2,041	456	228
Mariveles	15,390	11.23	1,324	3,694	3,694	3,232	2,487	369
Morong	21,920	15.96	2,959	6,357	7,847	4,340	373	-
Orani	6,490	4.73	2,012	1,947	25	2,499	-	-
Orion	6,541	4.76	2,158	1,831	2,485	-	-	-
Pilar	3,760	2.74	1,316	752	966	564	135	-
Samal	5,630	4.10	2,049	1,317	29	2,252	-	-
<b>BATAAN</b>	<b>137,296</b>	<b>100.00</b>	<b>35,742</b>	<b>30,172</b>	<b>37,905</b>	<b>27,079</b>	<b>4,361</b>	<b>754</b>

Source: *NEDA 3 GIS Databank*

*SEP2021/land area & slope*

\* Includes portion of Subic Base Metropolitan Authority Area of 8,172 hectares

**Table 2.19**  
**Status of Land Classification (has.)**  
*Province of Bataan*

City/Municipality	Alienable and Disposable Land (has.)	Forestland Classification (has.)					Total	Grand Total
		Forest Watershed/ Reservation	Timberland	National Park	Military Reservation	Civil Reservation		
<b><i>District I</i></b>								
Abucay	5,179.25	-	1,625.00	1,165.75	-	-	2,790.75	7,970.00
Dinalupihan	2,502.17	-	1,487.00	466.83	-	-	1,953.83	4,456.00
Hermosa	12,720.04	-	-	2,979.96	-	-	2,979.96	15,700.00
Morong	4,569.00	9,887.00	113.00	7,176.00	-	165.00	17,341.00	21,910.00
Orani	4,504.50	-	-	1,395.50	-	-	1,395.50	5,900.00
Samal	4,613.75	-	-	1,016.25	-	-	1,016.25	5,630.00
<b><i>Sub-Total</i></b>	<b>34,088.71</b>	<b>9,887.00</b>	<b>3,225.00</b>	<b>14,200.29</b>	<b>-</b>	<b>165.00</b>	<b>27,477.29</b>	<b>61,566.00</b>
<b><i>District II</i></b>								
Bagac	8,977.00	3,430.00	7,129.72	3,374.00	-	209.28	14,143.00	23,120.00
City of Balanga	14,516.42	-	2,043.58	-	-	-	2,043.58	16,560.00
Limay	6,603.36	-	3,756.64	-	-	-	3,756.64	10,360.00
Mariveles	8,030.00	324.00	5,577.00	-	-	1,459.00	7,360.00	15,390.00
Orion	5,627.00	-	913.00	-	-	-	913.00	6,540.00
Pilar	2,365.00	-	-	1,395.00	-	-	1,395.00	3,760.00
<b><i>Sub-Total</i></b>	<b>46,118.78</b>	<b>3,754.00</b>	<b>19,419.94</b>	<b>4,769.00</b>	<b>-</b>	<b>1,668.28</b>	<b>29,611.22</b>	<b>75,730.00</b>
<b><i>Total</i></b>	<b>80,207.49</b>	<b>13,641.00</b>	<b>22,644.94</b>	<b>18,969.29</b>	<b>-</b>	<b>1,833.28</b>	<b>57,088.51</b>	<b>137,296.00</b>

Source: DENR-Bataan

SEP2021/land class

**Table 2.20**  
**Mangrove Coverage by Municipality/City**  
 Province of Bataan  
 CY 2021

Municipality/City	Barangay Location/Site	Area (hectares)								
		CY 2011	CY 2015	CY 2016	CY 2017	CY 2018	CY 2019	CY 2020	CY 2021	
Abucay		17.38	29.91	23.03	23.03	23.03	23.03	23.03	23.03	23.03
	Capitangan	5.10	9.89	9.89	9.89	9.89	9.89	9.89	9.89	9.89
	<b>Wawa</b>	<b>3.91</b>	<b>5.80</b>	<b>4.40</b>	<b>4.40</b>	<b>4.40</b>	<b>4.40</b>	<b>4.40</b>	<b>4.40</b>	<b>4.40</b>
	Wawa Lot 1	1.74	-	-	-	-	-	-	-	-
	Wawa Lot 2	2.17	-	-	-	-	-	-	-	-
	<b>Mabatang</b>	<b>8.37</b>	<b>14.22</b>	<b>8.74</b>	<b>8.74</b>	<b>8.74</b>	<b>8.74</b>	<b>8.74</b>	<b>8.74</b>	<b>8.74</b>
	Mabatang 1	3.14	-	-	-	-	-	-	-	-
Mabatang 2	5.23	-	-	-	-	-	-	-	-	
Bagac		-	-	0.52	0.52	0.52	0.52	0.52	0.52	0.52
	Paysawan	-	-	0.40	0.40	0.40	0.40	0.40	0.40	0.40
	Pag-asa	-	-	0.12	0.12	0.12	0.12	0.12	0.12	0.12
City of Balanga		30.68	26.07	29.30	29.30	29.30	29.30	29.30	29.30	29.30
	<b>Puerto Rivas</b>	<b>6.15</b>	<b>6.85</b>	<b>10.08</b>	<b>10.08</b>	<b>10.08</b>	<b>10.08</b>	<b>10.08</b>	<b>10.08</b>	<b>10.08</b>
	Puerto Rivas Lot 1	5.53	-	-	-	-	-	-	-	-
	Puerto Rivas Lot 2	0.62	-	-	-	-	-	-	-	-
	Tortugas	13.93	13.24	13.24	13.24	13.24	13.24	13.24	13.24	13.24
	Tuyo	4.45	5.98	-	-	-	-	-	-	-
	Sibacan			5.98	5.98	5.98	5.98	5.98	5.98	5.98
Limay		0.09	0.09	1.57	1.57	1.57	1.57	1.57	1.57	1.57
	Alangan	0.09	0.09	1.57	1.57	1.57	1.57	1.57	1.57	1.57
Morong		-	-	2.70	2.70	2.70	2.70	2.70	2.70	2.70
	Nagbalayong	-	-	0.18	0.18	0.18	0.18	0.18	0.18	0.18
	Sabang	-	-	0.77	0.77	0.77	0.77	0.77	0.77	0.77
	Mabayao	-	-	1.75	1.75	1.75	1.75	1.75	1.75	1.75
Orani		32.69	32.69	55.72	55.72	55.72	55.72	55.72	55.72	55.72
	<b>Tapulao</b>	<b>9.92</b>	<b>9.92</b>	<b>24.35</b>	<b>24.35</b>	<b>24.35</b>	<b>24.35</b>	<b>24.35</b>	<b>24.35</b>	<b>24.35</b>
	Tapulao Lot 1	0.07	0.07	-	-	-	-	-	-	-
	Tapulao Lot 2	2.61	2.61	-	-	-	-	-	-	-
	Tapulao Lot 3	4.42	4.42	-	-	-	-	-	-	-
	Tapulao Lot 4	2.82	2.82	-	-	-	-	-	-	-
	Kabalutan	8.90	8.90	8.72	8.72	8.72	8.72	8.72	8.72	8.72
	Pantalan Luma	0.57	0.57	0.76	0.76	0.76	0.76	0.76	0.76	0.76
	Pantalan Bago	0.12	0.12	0.32	0.32	0.32	0.32	0.32	0.32	0.32
	<b>Kaparangan</b>	<b>22.77</b>	<b>22.77</b>	<b>21.57</b>	<b>21.57</b>	<b>21.57</b>	<b>21.57</b>	<b>21.57</b>	<b>21.57</b>	<b>21.57</b>
	Kaparangan Lot 1	11.97	11.97	-	-	-	-	-	-	-
	Kaparangan Lot 2	10.59	10.59	-	-	-	-	-	-	-
Kaparangan Lot 3	0.21	0.21	-	-	-	-	-	-	-	
Orion		13.79	13.79	18.77	18.77	18.77	18.77	18.77	18.77	18.77
	<b>Sta. Elena</b>	<b>5.71</b>	<b>5.71</b>	<b>5.80</b>	<b>5.80</b>	<b>5.80</b>	<b>5.80</b>	<b>5.80</b>	<b>5.80</b>	<b>5.80</b>
	Sta. Elena Lot 1	2.52	2.52	-	-	-	-	-	-	-
	Sta. Elena Lot 2	3.19	3.19	-	-	-	-	-	-	-
	Daan Pare	4.70	4.70	6.37	6.37	6.37	6.37	6.37	6.37	6.37
	Balut (Ormoc)	0.87	0.87	0.92	0.92	0.92	0.92	0.92	0.92	0.92
	Sto. Domingo	2.51	2.51	5.68	5.68	5.68	5.68	5.68	5.68	5.68
Pilar		14.03	14.03	17.49	17.49	17.49	17.49	17.49	17.49	17.49
	Balut	6.40	6.40	7.64	7.64	7.64	7.64	7.64	7.64	7.64
	Bantan Malake	0.95	0.95	-	-	-	-	-	-	-
	Bantan Munti	0.76	0.76	-	-	-	-	-	-	-
	<b>Wawa</b>	<b>5.92</b>	<b>5.92</b>	<b>7.36</b>	<b>7.36</b>	<b>7.36</b>	<b>7.36</b>	<b>7.36</b>	<b>7.36</b>	<b>7.36</b>
	Wawa Lot 1	1.06	1.06	-	-	-	-	-	-	-
	Wawa Lot 2	0.30	0.30	-	-	-	-	-	-	-
	Wawa Lot 3	0.40	0.40	-	-	-	-	-	-	-
	Wawa Lot 4	0.34	0.34	-	-	-	-	-	-	-
	Wawa Lot 5	0.45	0.45	-	-	-	-	-	-	-
	Wawa Lot 6	1.73	1.73	-	-	-	-	-	-	-
	Wawa Lot 7	1.64	1.64	-	-	-	-	-	-	-
	Wakas	-	-	2.49	2.49	2.49	2.49	2.49	2.49	2.49
Samal		8.17	13.55	17.03	17.03	17.03	17.03	17.03	17.03	17.03
	<b>Sta. Lucia</b>	<b>2.71</b>	<b>4.48</b>	<b>7.53</b>	<b>7.53</b>	<b>7.53</b>	<b>7.53</b>	<b>7.53</b>	<b>7.53</b>	<b>7.53</b>
	Sta. Lucia Lot 1	1.35	-	-	-	-	-	-	-	-
	Sta. Lucia Lot 2	0.75	-	-	-	-	-	-	-	-
	Sta. Lucia Lot 3	0.61	-	-	-	-	-	-	-	-
	Sapa	2.63	3.09	4.27	4.27	4.27	4.27	4.27	4.27	4.27
	East Calaguiman	2.83	5.98	5.23	5.23	5.23	5.23	5.23	5.23	5.23
<b>BATAAN</b>		<b>116.83</b>	<b>130.13</b>	<b>166.13</b>	<b>166.13</b>	<b>166.13</b>	<b>166.13</b>	<b>166.13</b>	<b>166.13</b>	

Source: PG-ENRO/PMO/DENR- PENRO Bataan

SEP2021/mangrove

**Note :**

DENR Bataan conducts updating of the mangrove truthing activity every 5 yrs but was not able to do so last 2021 due to Covid 19 pandemic..

# **D. Trade and Industry**

**Table 2.21**  
**AUTHORITY OF THE FREEPORT AREA OF BATAAN**  
*Mariveles, Bataan*  
*FAB Registered Enterprise Directory 2021*

Name of Business	Business Address	Contact No.	Fax No.	Email Address	Business Activity	
<b>Industrial</b>						
<b>DONG IN GROUP OF COMPANIES</b>						
1	Almatech Mfg. Corp. 2003	Almatech Mfg. Corp. 2003	Telephone No.: 935-5655 / 50		Email: alpersonnel1@dong-in.com	Manufacture of anodized/ powder coated aluminum frames for all kinds of sporting bags, child carriers, strollers & harness
2	Bonete Industrial Mfg. Inc. 2020	Bonete Industrial Mfg. Inc. 2020	Telephone No.: 0907-401-3096		Email: alpersonnel3@dong-in.com / dibchrhead@dong-in.com	Manufacture of bags, garments and other outdoor gears and equipment and to trade the same on wholesale basis; and to engage in the business of leasing of building and similar establishment for a fee
3	D.I. Dawn Patrol Mfg. Corp. 2009	D.I. Dawn Patrol Mfg. Corp. 2009	Telephone No.: 935-7142 loc. 105		Email: johie@dong-in.com	Manufacture of quality outdoor products particularly harnesses and packs
4	Dong In Recreational Equipment Manufacturing Corp. 2016	Dong In Recreational Equipment Manufacturing Corp. 2016	Telephone No.: 935-6257		Email: N/A	Manufacture of backpacks, bags, luggage, garments and bag components and other outdoor gears & equipment
5	Dong-In Sunbirds Corporation 2013	Dong-In Sunbirds Corporation 2013	Telephone No.: 935-7463 loc. 112 & 119	Fax Number: 935-7462	Email: disunbirds@dong-in.com	Manufacture of bags and other related products
6	East-Cam Tech Corp. 2020	East-Cam Tech Corp. 2020	Telephone No.: 935-6421		Email: dongin.eastcam@gmail.com	Manufacture of child carrier, stroller, backpack bags
7	Edge Soft Good Solution, Inc. 2004	Edge Soft Good Solution, Inc. 2004	Telephone No.: 935-6670 loc. 107		Email: esgshr@dong-in.com	Cutting and Printing Services for bags

	<b>Name of Business</b>	<b>Business Address</b>	<b>Contact No.</b>	<b>Fax No.</b>	<b>Email Address</b>	<b>Business Activity</b>
8	Mountaineering Instruments Corporation 2002	Mountaineering Instruments Corporation 2002	Telephone No.: 935-4256	Fax No.: 935-6984	Email: micohrhead@dong-in.com	Manufacture of back packs and harness
9	Scout Industrial Mfg. Inc. 2021	Scout Industrial Mfg. Inc. 2021	Telephone No.: N/A		Email: N/A	Manufacture of goods such as bags, garments and outdoor gears and equipment

**MEDTECS GROUP OF COMPANIES**

10	Medtecs Int'l. Corp. Ltd. 1998	7th St., Phase II	Telephone No.: 935-4287	Fax No.: 935-5788	Email: annie@medtecs.com.ph	Manufacture of high quality fabrics
11	Medtecs Materials Technology Corp. 2002	7th St., Phase II	Telephone No.: 935-4287	Fax No.: 935-5788	Email: annie@medtecs.com.ph	Dyeing, bleaching services; manufacture of protective clothing & uniforms, medical speciality garments
12	Medtex Corp. 1991	7th St., Phase II	Telephone No.: 935-4287	Fax No.: 935-5788	Email: annie@medtecs.com.ph	Manufacture of bandage, elastic plaster, face mask
13	Universal Weavers Corp. 1995	7th St., Phase II	Telephone No.: 935-4287	Fax No.: 935-5788	Email: annie@medtecs.com.ph	Manufacture of various middle to high end woven fabrics

**BFG INTERNATIONAL GROUP OF COMPANIES**

14	Bahrain Fiberglass Int'l. Co., Ltd. 1992	Luzon Ave., Phase I	Telephone No.: 935-4093	Fax No.: 935-4094	Email: info@bfginternational.com.ph	Manufacture of fiberglass furniture
15	Composite Designs & Technologies Ltd., Inc. 1995	Visayas Ave., Phase I	Telephone No.: 935-4093	Fax No.: 935-4094	Email: info@bfginternational.com.ph	Manufacture of fiberglass furnitures and fixtures

**LUEN THAI GROUP OF COMPANIES**

16	Boast Inc. 2012	2nd Ave., Phase I	Telephone No.: 633-0088		Email: N/A	Manufacture of various footwear
----	--------------------	-------------------	-------------------------	--	------------	---------------------------------



	Name of Business	Business Address	Contact No.	Fax No.	Email Address	Business Activity
17	DLX Bags Philippines Inc. 2016	SFBs #3, 4, and 6, Phase I	Telephone No.: 633-0088		Email: weng_mendoza@dt-factory.com	Manufacturing of accessories in different categories, all for export

**FASHION FOCUS GROUP OF COMPANIES**

18	FCF Manufacturing Corporation 2012	11th Ave., Phase II	Telephone No.: 633-0422		Email: N/A	Manufacture of Luxury handbags and small leather goods
19	FPF Corporation 2014	11th Ave., Phase II	Telephone No.: 633-0422		Email: N/A	Manufacture of Luxury handbags and small leather goods
20	1Bataan Agri Inno-Tech Corp. 2020				Email: caurellano@ocampusuralvo.com	<i>Establishment, operation, and maintenance of the Agriculture Innovation and Technology Center (AITC) and Incubator Farm</i>
21	Bataan Accessories & Garment Producers Cooperative 2005	Ground Flr, SFB # 2, 2nd St., Phase I	Telephone No.: 935-6856		Email: bagpc2018@gmail.com	Manufacture of fashion bags & accessories
22	Bataan Glove and Safety Manufacturing Incorporate 2021	7th Ave., Phase I	Telephone No.: 935-4042 / 046-437-0222	Fax No.: 935-4042	Email: normitanavarro@magidphilippines.com	Manufacture of knitted and fabric gloves and industrial gloves, aprons, and overalls
23	Bataan Multi-Pak Inc. 2015	7th Ave., Phase I	Telephone No.: 244-9989		Email: cs.bataanmultpak.inc@yahoo.com.ph	Manufacture of all kinds of paper packaging materials, paper boards, cartoons, containers and boxes of every kind
24	BFD Global Footwear Mfg. Inc 2015	2nd Flr, SFB #1, Luzon Ave., Phase I	Telephone No.: 633-1978 to 1980		Email: ianezaventura@bfd-global.com	Manufacturing and export of shoes, sandals and the like as well as of the component parts thereof
25	Cases International Phils., Inc. 1992	2nd Ave., Phase I	Telephone No.: 935-4069 / 0999-815-7174		Email: cipi_mariveles@yahoo.com/ cases_mariveles@yahoo.com	Manufacture of violin case
26	Chun Chiang Enterprises Manufacturing Co., Inc. 1997	Road 6 cor. 7th Ave., Phase I	Tel. No. 935-7024/935-6048	Fax No. 935-4049	Email: jda_acctng@ccmc.com.ph	Manufacture of garments
27	Citicore Solar Bataan, Inc. (former NGPT) 2014	Phase IV, Brgy. Alas-Asin	Telephone No.: N/A		Email: soka@crec.com.ph	Solar power plant

	<b>Name of Business</b>	<b>Business Address</b>	<b>Contact No.</b>	<b>Fax No.</b>	<b>Email Address</b>	<b>Business Activity</b>
28	CNJ Asia Resources Inc. 2017	7th Ave., Phase I	Tel. No. 613-1099		E-Mail: cnjasia@gmail.com	Exportation of assorted new and used items for processing and assembly
29	Dunlop International (Philippines), Inc. 1977	10th Ave., Phase III	Telephone No.: 935-4281 to 86	Fax No.: 935-6121	Email: m.trance@dunlopsports.ph	Manufacture of tennis balls
30	EEDC Supply Chain Inc. 2021	7th Ave., Phase I			Email: eedcsci@gmail.com	Manufacturing, warehousing, importation, exportation, trading, and logistics of consumer goods
31	Essilor Mfg. Phils., Inc. 1979	SFB # 10, Ave. of the Phils., Phase I	Telephone No.: 935-4002 / 935-4003	Fax No.: 047-935-6321	Email: custodie@essilor.com.ph	Manufacture of synthetic optical lenses
32	FNI Steel Corporation 2019	Mariveles Diversion Rd., Brgy. Sisiman	Telephone No.: 0917-854-5315		Email: N/A	Buying, selling, dealing, at wholesale and retail, importing and manufacturing iron, steel, and other ferrous or non-ferrous metal products / import materials, machinery and equipment
33	GNPower Dinginin Ltd. Co. 2014	Phase IV, Brgy. Alas-asin	Telephone No.: 02-8638-4542	Fax No.: 02-8638-4575	Email: neilf@gnpower.com	Power Plant
34	GQ Horizon Manufacturing Corporation 2021	7th Ave., Phase I	Telephone No.: 613-1842		Email: gqhorizonmfgcorp@yahoo.com	Manufacturing of cutting-die mould, wood mould, and engraving mould
35	Good Sail Trading, Inc. 2011	3rd St. cor. 1st Ave., Phase I	Telephone No.: 613-5035	Fax No.: 047-613-5035	Email: N/A	Manufacture of athletic shoes
36	Guangqiang Manufacturing Corp. 2015	7th Ave., Phase I	Telephone No.: 633-4380		Email: guangqiangcorp27@gmail.com	Manufacture of die cutting mould, laser scalpel, carving knife, selling / processing of material for handbag and shoe making, such as PVC fiber paper, regenerated leather and other related products

Name of Business		Business Address	Contact No.	Fax No.	Email Address	Business Activity
37	HDP (Bataan) Phil., Inc. 2020	Bataan Glove Bldg., 9th Ave., Phase I	Telephone No.: 047-633-1418		Email: sarah@totalpackagingsolutions.com / rachelle@totalpackagingsolutions.com	General trading and dealing in cardboard/paperboard, wood and metal products of all kinds for commercial, industrial, household and other uses, warehouse/logistics support service
38	Hermiah Trans Global Corporation 2021	7th Ave., Phase I	Telephone No.: 935-7349		Email: acctg02_hermiah@yahoo.com	maintenance and repair of imported motor vehicles to be sold abroad
39	Innovasia Construction & Management Corp. 2016	3rd Flr, SFB 8, Ave. of the Philippines, Phase I				Construction
40	Kirubai Carton Packaging & Metal Fabrication Corp. 2015	Visayas Ave., Phase I	Telephone No.: 935-7558/ 612-2491		Email: hr@kpf.ph	Manufacture of carton boxes, pallets and metal fabrication used for packaging.
41	Mariveles Power Generation Corp. 2019	Mariveles Economic Zone, Sitios Lusong & Talain, Brgy. Biaan (FAB Expansion Area)	Telephone No.: (02) 5304-8363			Coal Power Plant
42	Mikuni Industries Corp. 1990	11th Ave., Phase II	Telephone No. 935-4056	Fax No. 935-7113	E-mail: mikunigroup@gmail.com	Manufacture of fiberglass boats
43	Mitsumi Phils., Inc. 1980	Luzon Ave., Phase I	Telephone No.: 935-4011 to 4016	Fax No.: 02-737-1534	Email: saso.yoshinori@minebeamitsumi.com.	Manufacture of electronic component and IT peripherals
44	Monasteria Knitting, Inc. 1976	7th Ave., Phase I	Telephone No.: 935-4108	Fax No.: 935-4108	Email: monasteriaknittinginc@gmail.com	Manufacture of knitted wear & knitted panels
45	North Central Top Power Distribution Corp. 2021	Central Top Economic Zone, Brgy. Alas-Asin (FAB Expansion Area)				Power distribution system
46	Off-Road Adventure and Classic Automotive Restorers, Inc. 2011	Block 12, Lot 10, 7th Ave., Phase I	Telephone No.935-7349		Email: princessjoypallan@yahoo.com	Restoration works on vintage and classic motor vehicles and other types of specialty sports vehicle

	<b>Name of Business</b>	<b>Business Address</b>	<b>Contact No.</b>	<b>Fax No.</b>	<b>Email Address</b>	<b>Business Activity</b>
47	Perpetual Prime Mfg. Inc. 2015	7th St., Phase II	Telephone: 633-4080		Email: account1.ppmi@stella.com.hk	Manufacture of fashion bags
48	Petron Corporation 2020	Petron Bataan Refinery, Brgy. Lamao, Limay (FAB Expansion Area)	Telephone No.: 02- 8884-9100		Email: ajgo@petron.com	Oil refinery facility
49	Philcement Corporation 2018	Mariveles Diversion Rd., Brgy. Sisiman	Telephone No.: 8-8700- 548		Email: philcementcorp@gmail.com	Processing, marketing, importing, trading – wholesale and retail, selling, and distributing cement, cement products, and other by- products and establishing, operating, and managing cement supply terminals
50	Philgreen Plastics Corp. 2003	11th Ave., Phase II	Telephone No.: 633- 4370	Fax No.: 633- 4370	Email: philgreen.bataan@yahoo.com	Manufacture of plastic wares
51	Pietrucha Mfg. (Philippines) Inc. 2016	10th Ave. Phase III	Telephone No.: 8912- 9898 / 8911-5386 / 8913-5356	Fax No.: 8911- 5420		Manufacture construction PVC sheet pile and related products
52	PMR Renewables Ltd. Co. 2019	Brgy. Alas-asin	Telephone No.: 632- 8633-8400	Fax No.: 632- 8532-0819	Email: danzelt@pmrgroup.com	Installation and operation of solar panels
53	Premier Distribution and Bulk Water Supply Corp. 2021	Central Top Economic Zone, Brgy. Alas-Asin (FAB Expansion Area)				bulk water distribution
54	Qualitek-Delta Phils., Inc. 1997	1st Ave., Phase I	Telephone No.: 935- 5628 / 935-5618		Email: info.qdp@qualitek.com	Manufacture of soldering materials
55	Raymond Thames International Solutions Corp. 2020	Ave. of the Phils., Phase I			Email: karenanne_conde@yahoo.com	Business of warehousing, importation and exportation of various goods (e.g. dried mangos)
56	Rouvia Road Yacht Design & Construction Corp. 2006	Ave. of the Phils., Phase I	Telephone No.: 935- 6504		Email: rouviaroad.yachtdesign@gmail.co m	Design, restorian & building of various water craft and provides other marine services

	<b>Name of Business</b>	<b>Business Address</b>	<b>Contact No.</b>	<b>Fax No.</b>	<b>Email Address</b>	<b>Business Activity</b>
57	Saemwoo Chemical Manufacturing Corp. 2005	10th Ave., Phase III	Telephone No.: 935-6842		Email: reuben@samusulfur.com	Manufacture of micronized sulfur powder
58	San Miguel Foods, Inc 2016	10th Ave., Phase III	Telephone No. (02) 317-5809		Email: junmdelacruz@yahoo.com	Manufacture of feeds for poultry, livestock and marine species
59	Sawmill Chenyanne International Import Export Corp 2020	Ave. of the Phils., Phase I			Email: karenanne_conde@yahoo.com	Business of warehousing, importation and exportation of various goods (e.g. dried mangos)
60	Seafront Shipyard and Port Terminal Services Corporation 2020	Port Area, Brgy. Townsite, Mariveles (FAB Expansion Area)	Telephone No.: 0928-428-5089		Email: info.seafronttownsite@gmail.com	Business of building and repair of ships, boats and other kinds of vessels, terminal services and own piers
61	Seafront Townsite Corporation 2020	Port Area, Brgy. Townsite, Mariveles (FAB Expansion Area)	Telephone No.: 0928-428-5089		Email: info.seafronttownsite@gmail.com	Business of building and repair of ships, boats and other kinds of vessels, terminal services and own
62	Seasia Nectar Port Services Inc. 2014	Mariveles Diversion Rd., Brgy. Sisiman	Telephone No.: 0977-849-4260		Email: drolvina@snpsi.com	Port services
63	Seung Eun Fabric, Inc. 2006	Visayas Ave., Phase I	Telephone No.: 633-1864		Email: seungeun0218@gmail.com	Embroidery works & sewing services
64	Southeast Asia Renewable Power Corp. 2020	7th St., FAB Dam	Telephone No.: 02-8525-0370	Fax No.: 02-525-4186	Email: centraldocoffice@gmail.com	operations of a mini hydro power plant
65	Southeast Asia Solar Renewable Energy Corp. 2021	Central Top Economic Zone, Brgy. Alas-Asin (FAB Expansion Area)				generate renewable energy via solar farming
66	Sunny Side Up Power Corp. 2020	The Dormitory by The Oriental, Brgy. Malaya	Telephone No.: 8470-8998		Email: info@citicorepower.com.ph	Generating, transmitting and/or distributing energy derived from renewable, sustainable, and clean energy sources
67	Surex Safe Venture Inc. 2012	Ground Floor, SFB # 2, Lot 7, BLock 8, 2nd St., Phase I	Telephone No.: 240-5508		Email: myrarevalo.hrsurex@gmail.com	Manufacture of athletic shoes and safety shoes and other related products

	<b>Name of Business</b>	<b>Business Address</b>	<b>Contact No.</b>	<b>Fax No.</b>	<b>Email Address</b>	<b>Business Activity</b>
68	Tai-tan Packaging of the Philippines, Inc. 2005	Ground Flr., SFB # 9, Ave. of the Phils., Phase I	Telephone No.: 935-6807		Email: robert.alindayu@yahoo.com	Manufacture of plastic packaging for tennis balls
69	Trans-Am Waste and Rags Philippines Inc. 2010	3rd St., Phase I	Telephone No.: 935-7349 / 240-5004		Email: acctg02_transam@hotmail.com	Recycling of clothing materials and rags
70	Wire Harness Takachi Corporation 2015	Ground Flr., SFB # 1, Luzon Ave. Phase I	Telephone No.: 0920-975-7683		Email: flor@n-takachi.co.jp	Manufacture of wire harness

**Commercial**

*INTERLINE GROUP OF COMPANIES*

71	Crestwood Ship Bunkering and Logistics Corp. 2012	Ave. of the Philippines, Phase I	Telephone No.: 935-7493	Fax No.: 02-521-4931	Email: centraldocoffice@gmail.com	Ship bunkering and chandling
72	Eighty Oaks Gourmet Corp. (Pupung Grill) 2012	Ave. of the Philippines, Phase I	Telephone No.: 935-7493	Fax No.: 02-521-4931	Email: centraldocoffice@gmail.com	Bar and Restaurant
73	Global Marine Transport Bunkering Corp. 2012	Block 13A, Interline Compound, Avenue of the Phils.	Telephone No.: 935-7493	Fax No.: 02-521-4931	Email: centraldocoffice@gmail.com	Ship bunkering
74	Great Gulf Shipping and Navigation Corp. 2012	Avenue of the Philippines, Phase I	Telephone No.: 935-7493	Fax No.: 02-521-4931	Email: centraldocoffice@gmail.com	Ship bunkering
75	London Drug Mart Super Store Corp. 2013	Ave. of the Philippines, Phase I	Telephone No.: 633-1665; 935-7493	Fax No.: 02-521-4931	Email: centraldocoffice@gmail.com	Retail drug store
76	One Source Fuel Marketing Corp. 2011	Ave. of the Philippines, Phase I	Telephone No.: 302-1811; 935-7493	Fax No.: 02-521-4931	Email: centraldocoffice@gmail.com	Gasoline station

	<b>Name of Business</b>	<b>Business Address</b>	<b>Contact No.</b>	<b>Fax No.</b>	<b>Email Address</b>	<b>Business Activity</b>
77	Sobey's Marketplace Corp. 2021	Central Top Economic Zone, Brgy. Alas-asin, Mariveles			Email: danielle_jan23@yahoo.com	Duty and tax free merchandising
78	The Creemore Marketing Corp. (Star Oil Gas Statio 2012	National Highway cor. By- pass Road	Telephone No.: N/A Email: thecreemoremarketingcorp.2014@yahoo.com			Gasoline Station
79	The Wharf Transient Hotel Corp. 2014	Ave. of the Philippines, Phase I	Telephone No.: 633-1730; 935-7493	Fax No.: 02-521-4931	Email: centraldocoffice@gmail.com	Hotel
80	Tinhorn Creek Petroleum Corp. 2021	Central Top Economic Zone, Brgy. Alas-asin, Mariveles			Email: danielle_jan23@yahoo.com	Wholesaling and retailing of petroleum products
81	Twenty Oaks Marketplace Corp. 2011	Ground Flr., SFB # 8, 3rd St., Phase I	Telephone No.: 633-0287		Email: twentyoaks12@yahoo.com	Duty free shop
82	Two Oceans Gourmet Int'l.Corp. 2011	Ground Flr., SFB # 8, 3rd St., Phase I	Telephone No.: 633-0069; 935-7493	Fax No.: 02-521-4931	Email: centraldocoffice@gmail.com	Chinese Restaurant
83	Upstream Fuel and Oil Corp. 2021	Central Top Economic Zone, Brgy. Alas-asin, Mariveles			Email: danielle_jan23@yahoo.com	Trading in wholesale and retail of petroleum products
<b>EARTH &amp; SHORE</b>						
84	1Bataan Integrated Transport System Inc. 2017	Camaya Coast, Sitio Wain, Brgy. Biaan, Mariveles (FAB Expansion Area)	Telephone No.: 822-6292 loc. 360		Email: claire.poblete@camayacoast.com	Ferry service
85	Earth & Shore Leisure Communities Corporation 2018	Camaya Coast, Sitio Wain, Brgy. Biaan, Mariveles (FAB Expansion Area)	Telephone No.: 8822-6292		Email: legaldepartment@camayacoast.com	Recreational/leisure activitiesand/or otherwise engaged in other kinds of services which are incidental to or in connection therewith
86	Earth & Shore Tourism Landholdings Corp. 2015	Camaya Coast, Sitio Wian, Brgy. Biaan, Mariveles (FAB Expansion Area)	Telephone No.: 8822-6292		Email: legaldepartment@camayacoast.com	Developing & Operating of tourism & Commercial estate facilities
87	Magic Leaf Marine Logistics Corp. 2012	Camaya Coast, Sitio Wian, Brgy. Biaan, Mariveles (FAB Expansion Area)	Telephone No.: 8822-6292		Email: N/A	Ferry service
88	Bitachon Food Company Inc. 2018	Luzon Ave., Phase I	Tel No. 935-6468 / 302-1802 (Sitio Obrero)		E-mail: lobcast@yahoo.com	Restaurant

	<b>Name of Business</b>	<b>Business Address</b>	<b>Contact No.</b>	<b>Fax No.</b>	<b>Email Address</b>	<b>Business Activity</b>
89	Casa Mariveles Hotel & Restaurant, Inc. 2016	Lot A, Commercial Area, 8th Avenue	Telephone No.: 633-9647		Email: casamariveles@gmail.com	Hotel operations
90	Goulburn Gas Station Co. 2019	Lot 5, Block 19, Luzon Avenue, Phase III	Telephone No.: 302-1879		Email: shellfabdos@yahoo.com	Trading (wholesale and retail) of petroleum products
91	Headprime Resources Corp. 2017	G/F, GICC Technopark Phase I, Diversion Road cor. Luzon Ave., Phase III	Telephone No.: N/A		Email: headprime123@gmail.com	Recreational activities
92	Innovasia Investment and Development Corp. 2016	3rd Flr., SFB 8, Ave. of the Philippines, Phase I			Email: support@giccph.com	To invest in, hold, own, purchase, acquire, lease, contract, operate, develop, manage, grant, sell, exchange, or otherwise dispose of real and personal properties
93	Jascana OPC 2021	Luzon Ave., Phase III	Telephone No.: 0917-636-2488		Email: jascana2020@gmail.com	Property development, franchise and operation of restaurant and convenience store
94	LKY Resorts and Hotels, Inc. (The Oriental Bataan) 2016	Hilltop Drive, Brgy. Malaya	Tel. No. 612-3930; 612-3558; 612-3682;	Fax No. 523-8544	E-mail: bataan-roomsreservation@theorientalhotels.com	Hotel Operations
95	One Mariveles Fuel Corp. 2015	New Diversion Road	Telephone No.: 613-6524		Email: onemariveles@gmail.com	Gasoline station
96	R8 Philippines, Inc. 2018	New Diversion Road	Telephone No. 613-1033		Email: r8philippines@gmail.com	Establish, operate and manage restaurants, coffee shops, bars, canteens, and other related activities
97	Rusarvel's Convenience Store 2019	Mindanao Ave., Phase III	Telephone No.: 0923-733-6182		Email: st3616@store.philseven.com	Operation of a 24/7 convenience store, development and subleasing of a two-storey building
98	Sharemax Corp. 2017	Commercial Area, 8th Ave., Phase I	Telephone No.: 02-5318-6100 / 633-4375		Email: sharemaxcorpafab@gmail.com	Hotel operations
99	SJ FAB Petron Service Corp. 2011	National Highway, Phase II	Telephone No.: 935-5857	Fax No.: 935-5857	Email: sjfabpetroncorp@gmail.com	Gasoline Station



Name of Business	Business Address	Contact No.	Fax No.	Email Address	Business Activity
------------------	------------------	-------------	---------	---------------	-------------------

**BUSINESS PROCESS OUTSOURCING / INFORMATION TECHNOLOGY**

GICC

100	Azkeycode Technology Inc. 2016	Bataan Glove Bldg., 7th Ave., Phase I	Telephone No.: 0917-591-4378		Email: azkeycode.hr@gmail.com	BPO/IT
101	Cloudtech Advertising Inc. 2015	3rd Flr., GICC Technopark, Diversion Road cor. Luzon Ave., Phase III	Telephone No.: N/A		Email: cloudtechafab@gmail.com	BPO/IT
102	Cosmo Information Solutions Corp. 2019	3rd Flr., GICC Technopark, Diversion Road cor. Luzon Ave., Phase III				BPO/IT
103	Cross Link Information Solutions Inc. 2019	GICC Technopark, Diversion Road cor. Luzon Ave., Phase III				BPO/IT
104	Ellix Technology Inc. 2019	4th Flr., AFAB Administration Bldg., Luzon Ave.	Cellphone No.: 09275378411		Email: christian.ronquillo.0312@gmail.com	BPO/IT
105	First Bataan International Group Inc. 2018	3rd Flr., GICC Technopark, Diversion Road cor. Luzon Ave., Phase III	Telephone No.: 0917-706-8023		Email: ic.concepcion@fbigi.com	BPO/IT
106	GICC Tech Resources Inc. 2014	3rd Flr., GICC Technopark, Diversion Road cor. Luzon Ave., Phase III				IT
107	Grand Innovasia Concept Corp. (GICC) 2014	3rd Flr., SFB 8, Ave. of the Philippines, Phase I			Email: stephamis@giccph.com	BPO
108	I-trend Online Services Inc. 2015	4th Flr., AFAB Administration Bldg., Luzon Ave.	Telephone No.: 0916-440-7814		Email: itrendonline14@gmail.com	BPO/IT
109	Innovasia Training Masters Inc. 2015	3rd Flr., SFB 8, Ave. of the Philippines, Phase I	Telephone No.: 633-4379			Training center

	<b>Name of Business</b>	<b>Business Address</b>	<b>Contact No.</b>	<b>Fax No.</b>	<b>Email Address</b>	<b>Business Activity</b>
110	Junoe-Phil Business Services Corporation 2019	3rd Flr., GICC Technopark, Diversion Road cor. Luzon Ave., Phase III				Management Consultancy Services
111	Kozzby Information Solutions Corp. 2019	3rd Flr., GICC Technopark, Diversion Road cor. Luzon Ave., Phase III	Telephone No.: 02-5318-6100		Email: kozzbyafab@gmail.com	BPO/IT
112	Maxmargin Tech Corp. 2014	GICC Technopark, Diversion Road cor. Luzon Ave., Phase III			Email: support@giccph.com	BPO/IT
113	MyPay.PH Corp. 2020	GICC Technopark, Diversion Road cor. Luzon Ave., Phase III	Telephone No.: 0905-345-4652		Email: christian.ronquillo.0312@gmail.com	IT
114	Netscape I.T. Solutions Inc. 2015	GICC Technopark, Diversion Road cor. Luzon Ave., Phase III			Email: support@giccph.com	IT
115	Quantumkey Services and Solutions Inc.	4th Flr., AFAB Administration Bldg., Luzon Ave.			Email: support@giccph.com	BPO/IT
116	Quartz Information Solutions Inc. 2019	4th Flr., AFAB Administration Bldg., Luzon Ave.	Telephone No.: N/A		Email: itrend.beatriz@gmail.com	BPO/IT
117	Simple Coded Tech. 2014	GICC Technopark, Diversion Road cor. Luzon Ave., Phase III				BPO/IT
118	Skynet Information Technology Inc. 2017	GICC Technopark, Diversion Road cor. Luzon Ave., Phase III	Telephone No.: 02-5318-6100		Email: skynetafab@gmail.com	IT
119	Supreme88 Corporation 2014	3rd Flr., SFB 8, Ave. of the Philippines, Phase I	Telephone No.: 0998-960-9064		Email: sp.adm001@gmail.com	BPO/IT
120	Trinet Technology Solutions Inc. 2015	3rd Flr., GICC Technopark, Diversion Road cor. Luzon Ave., Phase III			Email: support@giccph.com	IT
121	Unlock Information Solutions Corp. 2020	3rd Flr., GICC Technopark, Diversion Road cor. Luzon Ave., Phase III				BPO/IT
122	Zegen Information Technology Inc. 2017	4th Flr., AFAB Administration Bldg., Luzon Ave.			Email: support@giccph.com	IT

	<b>Name of Business</b>	<b>Business Address</b>	<b>Contact No.</b>	<b>Fax No.</b>	<b>Email Address</b>	<b>Business Activity</b>
123	Central One Bataan PH, Inc. 2021	Camaya Coast Station 1, Sitio Wain, Brgy. Biaan (FAB Expansion Area)	Telephone No.: N/A		Email: acc.centralone@gmail.com	interactive and online recreational and amusement games and similar activities and live streaming content
124	iWave Advanced Research Group, Inc.	The Dormitory by The Oreintal, Brgy. Malaya				Business of providing a global trading exchange platform, which offers and uses financial technology (FINTECH)
125	MSGNI BPO Corp. 2021	3/F, SFB 8, Ave. of the Philippines, Phase I	Telephone No.: 0917-879-3317		Email: art.areola@msgni.com	Business Process Outsourcing

**REAL ESTATE; LEASING; WAREHOUSING**

126	Bataan-Baseco Joint Venture, Inc. 2013	Brgy. Baseco & Sisiman	Telephone No.: N/A		Email: bbjvi2018@gmail.com	Development, Management and Lease of land properties
127	Central Top Asia Infrastructure Corp. 2021	Central Top Economic Zone, Brgy. Alas-asin, Mariveles	Telephone No.: N/A		Email: danielle_jan23@yahoo.com	Real Estate Activities/ developer
128	Chemtrade Ballweber Warehousing and Logistics C 2021	Central Top Economic Zone, Brgy. Alas-asin, Mariveles	Telephone No.: N/A			construction of warehouses for subleasing with local and international companies
129	Country Garden Development PH, Inc. 2021	Camaya Coast Station 1, Sitio Wain, Brgy. Biaan (FAB Expansion Area)	Telephone No.: N/A		Email: acc.centralone@gmail.com	Real estate activities
130	Crescent Point Warehousing and Logistics Corp. 2021	Central Top Economic Zone, Brgy. Alas-asin, Mariveles	Telephone No.: N/A			warehousing and logistic services to locators
131	Diamond Land Resources Inc. 2020	Bataan New Port City, H. De Leon Street, Brgy. Balut 2, Pilar	Telephone No.: 02-8442-7777		Email: nennette.depadua@nsjbi.com.ph	Industrial estate development / Real estate activities
132	Dinalupihan Green Residences Inc. 2020	Dinalupihan Woodlands Economic Zone, Km. 110, Olongapo-Gapan Road, Brgy. Pinulot, Dinalupihan (FAB Expansion Area)			Email: ea.dgri@gmail.com	Real Estate Activities/ developer

	<b>Name of Business</b>	<b>Business Address</b>	<b>Contact No.</b>	<b>Fax No.</b>	<b>Email Address</b>	<b>Business Activity</b>
133	E-Fare Investment Holdings, Inc. 2016	Sitios Lusong and Talain, Brgy. Biaan, Mariveles (FAB Expansion Area)	Telephone No.: 02- 8632-3233	Fax No.: 02-8632- 3266	Email: pvillapando@sanmiguel.com.ph	development of a raw land property in to an industrial center and economic zone at the FAB
134	FirstHermosa Development Corporation 2021	FirstHermosa, Brgy. Mabiga, Hermosa (FAB Expansion Area)	Telephone No.: 63915- 631-1235		Email: first.hermosa@gmail.com	Real Estate Activities/ developer
135	GICC Properties Development Corp. 2014	GICC Technopark, Diversion Road cor. Luzon Ave., Phase III	Telephone No.: N/A		Email: warsaw.onineza@gmail.com	Property management
136	Hausland Development Corporation 2022	Luzon Ave., Phase III				Real Estate activities
137	Interline Realty & Dev't (IRD) Corp. 2011	Ave. of the Philippines, Phase I	Telephone No.: 935- 7493	Fax No.: 02-521- 4931	Email: centraldocoffice@gmail.com	Real Estate activities
138	Jinying Star International Development Corp. 2012	11th Ave., Phase II	Telephone No.: 02- 8736-4551		Email: jinyingstar@yahoo.com	property development
139	Klutch INC. 2020	Mindanao Ave., Phase III			Email: Jeranz06csr@gmail.com	Real estate activities
140	Provincial Government of Bataan 2020	Colonnade at the Capitol, Capitol Compound, Brgy. San Jose, Balanga City (FAB Expansion Area)			Email: pppic@bataan.gov.ph	Real estate activities
141	Ruzena Estates Development Corporation 2021	Lucanin Industrial Estate, Brgys. Lucanin and Townsite, Mariveles	Telephone No.: 02- 8632-3233	Fax No.: 02-8632- 3266	Email: pvillapando@sanmiguel.com	Real Estate Activities/ developer
142	Serendib Inc. 2021	Dinalupihan Woodlands Economic Zone, Km. 110, Olongapo- Gapan Road, Brgy. Pinulot, Dinalupihan (FAB Expansion Area)	Telephone No.: 613- 4329		Email: legal@serendibinc@gmail.com	construction and leasing of warehouse- type buildings
143	Tipo Valley Realty Inc. 2021	Tipo Valley Innovation Hub, brgys. Mabiga and Sacrifice Valley, Hermosa (FAB Expansion Area)				Real Estate Activities/ developer

	<b>Name of Business</b>	<b>Business Address</b>	<b>Contact No.</b>	<b>Fax No.</b>	<b>Email Address</b>	<b>Business Activity</b>
144	Top Honesty International Corp. 2017	7th St., Phase II	Telephone No.: 935-4287	Fax No.: 02-88926389 / 047-935-5788	Email: via_cataquis@medtecs.com.ph	leasing and subleasing real properties; developing, maintaining and/or operating warehouses and
145	Warrensburg Mfg., Inc. 2011	10th Ave., Phase III	Telephone No.: 935-5388	Fax No.: 935-5388	Email: dhang_paulino@yahoo.com	Leasing out of existing facilities and providing warehousing services
146	World Eco-Wastecycling Corp. 2022	World Eco-Wastecycling Corp., Brgy. San Benito, Dinalupihan (FAB Expansion Area)				Real Estate Activities/ developer

Source: **Authority of the Freeport Area of Bataan**

SEP2021/ecozone

**Table 2.22**  
**Hermosa Ecozone and Industrial Park**  
*Hermosa, Bataan*  
 DIRECTORY 2020

Name of Company	Nationality	Nature of Business	Name of Key Official	Business Address	Contact No.	Remarks
<b>Industrial</b>						
1 Suitou Philippines, Inc.		Manufacture/Fabrication/Forming of Various Types of Pipes	Suitou Philippines, Inc.	HEIP-SEZ Palihan, Bataan	+639196855351	Operational
2 Morikawa, Takeshi		Manufacturer of Automotive Wiring Harness	Morikawa, Takeshi	HEIP-SEZ Palihan, Bataan	047-633-1201	Operational
3 PLG Prime Global Co., Inc.		Manufacturing of Sporting Bags	PLG Prime Global Co., Inc.	HEIP-SEZ Palihan, Bataan	09171544039/ 09776970595	Operational
4 Bioteque Medical Phil. Inc.		Manufacturer of Medical Devices and Medical Disposables	Bioteque Medical Phil. Inc.	HEIP-SEZ Palihan, Bataan	+639483840951	Operational
5 Trident Hydrojetting Philippines, Inc.		Fabrication, repair and maintenance of heat-related equipment to support marine, petrochemical, power plants and process industries	Trident Hydrojetting Philippines, Inc.	HEIP-SEZ Palihan, Bataan	09178983587	Operational
6 Bessup, Inc.		Fabrication of heat transfer equipment	Bessup, Inc.	HEIP-SEZ Palihan, Bataan		Operational
<b>Commercial</b>						
1 YH Green Energy Incorporated		Solar Energy	Chua, Derrick Ngosiok	HEIP-SEZ Palihan, Bataan		Operational
2 Remy Paras Canteen		Canteen Concessionaire	Paras, Remedios Canlas	HEIP-SEZ Palihan, Bataan		Operational

Name of Company	Nationality	Nature of Business	Name of Key Official	Business Address	Contact No.	Remarks
3 IWS Realty Corporation		Ecozone Facilities Enterprise	De Vera, Alice B.	HEIP-SEZ Palihan, Bataan		Operational
4 Sumisetsu Philippines, Inc.		Electrical & Mechanical Contractor	Sumisetsu Philippines, Inc.	HEIP-SEZ Palihan, Bataan		Operational
5 Hermosa Ecozone Development Corporation		Ecozone Developer	Reyes, Milagros V.	HEIP-SEZ Palihan, Bataan		Operational
6 Alma Espinosa Bernardo Catering Services		Canteen Concessionaire	Bernardo, Alma Espinosa	HEIP-SEZ Palihan, Bataan		Operational
7 Phil Bright Corporation		Ecozone Facilities Enterprise	Phil Bright Corporation	HEIP-SEZ Palihan, Bataan		Operational
8 M.M.A Competent Manpower and General Services, Inc.		Labor Service Provider	Adriano, Manuel Malit	HEIP-SEZ Palihan, Bataan		Operational
9 STF Cherry Blossom Catering Services		Canteen Concessionaire	Foo, Susan Tan	HEIP-SEZ Palihan, Bataan		Operational
10 Pro Board Technology Services Corporation		Ecozone Facilities Enterprise	Salenga, Ranillo Lunca	HEIP-SEZ Palihan, Bataan		Operational

Source: **Hermosa BPLO**

SEP2021/ecozone

**Table 2.23**  
**List of Industrial Firms**  
*Province of Bataan*  
*as of December 2017*

<b>Name of Industry</b>	<b>Address</b>	<b>Nationality</b>	<b>Area (has.)</b>	<b>Product Line/ Business Activity</b>	<b>Fax No.</b>	<b>Email Address</b>	<b>Key Official</b>
1 Orica Philippine Inc.	Roman Highway, Lamao, Limay	Filipino	90 has. (leased from PNOC Industrial Park)	Manufacturing (Industrial explosives)	(047) 244-5810	vic.cabunilas@ orica. com	Engr. Victor I. Cabunilas - Site Manager (OIC) Manufacturing Engineering Section
2 Philippine Resins Industrial Inc.	PAFC Industrial Park, Batangas II, Mariveles	Japanese	-	Manufacturers of PVC resin	-	hachimura@prii. com.ph	Mr. Techuro Hachimura - President
3 Herma Shipyard	Herma Shipyard Complex, Old Baseco Compound, Mariveles	Filipino	17 has.	Ship repair, Ship re-engineering & upgrade, Ship design & construction, Steel fabrication, Warehousing	(047) 935-4368	lpdistor@hermashipyard.com.ph	Mr. Mark Glenn D. Millan Executive Vice President
4 GN Power Mariveles Coal Plant Ltd. Co.	Alas-asin, Mariveles	Filipino	-	Power Generation & Distribution	-	eduardo@gmcpmariveles .com	Collin Parish - General Manager
5 PNOC Alternative Fuels Corp.	Batangas II, Mariveles	Filipino	-	Industrial Park	(047) 244-5883	victupas@yahoo. com	Clovis T. Tupas - General Manager
6 Petron Bataan Refinery	Limay	-	-	-	-	-	-
7 Charoen Pokphand Foods Phil. Corp.	Samal, Bataan	-	-	-	+63 45 961-4441	udomsak.aks@cpf-phil.com	-
8 Unioil	-	-	-	-	-	-	-
9 Bataan 2020, Inc.	Samal	-	-	-	-	-	-
10 BMEG Premium	-	-	-	-	-	-	-
11 Total Phil. Corp.	-	-	-	-	-	-	-
12 Panasia Energy Holdings, Inc	-	-	-	-	-	-	-

Source: *Different Industrial Firms, Bataan*

SEP2021/industrial firms



**Table 2.24**  
**List of Banking Institutions**  
*Province of Bataan*  
*CY 2021*

Name of Bank	Name of Manager/Proprietor	Contact Number	Business Address	Email Address
<b>Abucay</b>				
1 Bataan Development Bank	Luis C. Vitug	237-3720	Calaylayan, Abucay, Bataan	
2 Rural Bank of Abucay (Bataan) Inc.	Romeo T. Tumulad	237-3706/935-0057	Calaylayan, Abucay, Bataan	
3 Village Bank Inc.	Eduardo L. De Guzman	633-5653	Calaylayan, Abucay, Bataan	
<b>Bagac</b>				
1 Rural Bank of Bagac Inc.	Girlie M. Manalo	0917-851-5723	Pag-asa, Bagac, Bataan	rbbagac@yahoo.com / rbbagac@rbap.org
2 CARD SME Inc. Thrift Bank	Mary Joy Cruz	0951-499-2965	A. Ricardo, Bagac, Bataan	
<b>City of Balanga</b>				
1 ALLBANK, ( A Thrift Bank), INC.		9076775135	Vista Mall,Cupang Proper	bataan_boo@allbank.ph
2 Bank of Commerce		9175087166	Paterno St., Poblacion	csfaustino@bankcom.com.ph
3 Bank of The Philippine Islands - Branch		9190002743	J. P. Rizal St., Poblacion	balanga-jp-rizal- abm@bpi.com.ph
4 Bank of the Philippine Islands- Balanga Br.		9178011772	Don Manuel Avenue, Doña Francisca	balanga-abm1@bpi.com.ph
5 Bataan Development Bank		9995159721	Aguirre St., Poblacion	bdbho@yahoo.com
6 Development Bank of The Philippines		9982585002	Don Manuel Avenue, Doña Francisca	balanga@dbp.ph
7 Eastwest Banking Corp.		9126715820	DM Banzon Ave., Doña Francisca	KAManrique@eastwestbanker .com
8 Land Bank of the Philippines - Balanga Branch		9164182354	Don Manuel Banzon Ave., Doña Francisca	lbpbalanga@yahoo.com

Name of Bank	Name of Manager/Proprietor	Contact Number	Business Address	Email Address
9 Philippine National Bank-Balanga Branch		9176207598	Zulueta St., Poblacion	bataan_balangassh@pnb.com.ph
10 Rizal Commercial Banking Corp.		9266224738	Don Manuel Banzon Ave., Poblacion	cshbalanga@rcbc.com
11 Robinsons Bank Corporation		9482721978	DM Banzon, Doña Francisca	Balanga_SSM@robinsonsbank.com.ph
12 United Coconut Planters Bank- Balanga		9194746433	D M Banzon Ave., Poblacion	balanga@ucpb.com
13 Balanga Rural Bank Inc. (San Jose)		9209489724	Market Site, San Jose	rbbalanga@rbap.org
14 Balanga Rural Bank, Inc.		9209489724	Don Manuel Avenue, Doña Francisca	rbbalanga@rbap.org
15 Card SME Bank, Inc. a Thrift BAnk		9988864500	Market Site, San Jose	csme.balanga@cardmri.com
16 China Bank Savings, Inc.		9175855120	Capitol Drive, San Jose	cbssh609@chinabank.ph
17 City Savings Bank		9225340379	D.M. Banzon, Doña Francisca	krisia.sagario@citysavings.com.ph
18 Guagua Savers Bank, A Rural Bank, Inc.		9619032911	Capitol Drive, San Jose	guaguasaversbank@rbap.org
19 Philippine Business Bank		9231481485	DM Banzon, Doña Francisca	robles_alb@pbb.com.ph
20 Philippine Savings Bank	FRETZIELYNE D. QUINONES	9175171311	Don Manuel Avenue, Doña Francisca	fdquinones@psbank.com.ph
21 Rural Bank of Limay (Bataan), INC.	ARNEL M. SAMSON	9097825282	Gen. Capinpin, San Jose	rbl.bal.cashier@gmail.com
22 Rural Bank of Bagac (Bataan), Inc		9175903053	Don Manuel Avenue, Doña Francisca	rbbagac@rbap.org
23 Rural Bank of Pilar (Bataan) Inc.		9189276573	J. P. Rizal St., Poblacion	rbpi.balanga@yahoo.com
24 Banco De Oro - UniBank Inc.		9196581986	Banzon St., Poblacion	bh.balanga-a-banzon@bdo.com.ph
25 Banco De Oro,Unibank,Inc.-Capitol Dr.		9190634859	Capitol Dr., San Jose	bh.balanga-capitol-drive@bdo.com.ph
26 China Banking Corporation		9333565244	Don Manuel Avenue, Doña Francisca	asguzman@chinabank.ph
27 Metropolitan Bank & Trust Company		9092210729	Paterno St., Poblacion	Balanga@Metrobank.com.ph
28 Bank of Makati (A Savings Bank), Inc.		9498831433	Don Manuel Banzon, Dona Francisca	jenelyncarpio@gmail.com

Name of Bank	Name of Manager/Proprietor	Contact Number	Business Address	Email Address
29 BDO Network Bank Inc.		9657160977	Market Site, San Jose	aguilar.reynan@bdonetworkbank.com.ph
30 BPI Direct Banko, Inc., A Savings Bank		9515210702	Market Site, San Jose	jhefryperez64@gmail.com
31 Metropolitan Bank & Trust Company		9176260760	Don Manuel Avenue, Doña Francisca	balanga-banzon@metrobank.com.ph
32 Security Bank Corporation		9175349743	134 Galeria Victoria J.P. Rizal St., Poblacion	balangabataan@securitybank.com.ph
33 Producers Savings Bank Corporation		9666616218	Don Manuel Banzon, Dona Francisca	balanga@producersbank.com.ph
34 BDO UNIBANK, INC.		9172791294	WALTERMART, Tenejero	bh.waltermart-balanga@bdo.com.ph
35 Bataan Cooperative Bank		9993645602	Capitol Compound, Tenejero	bataancooperativebank@yahoo.com
<b>Dinalupihan</b>				
1 ZAMBALES RURAL BANK, INC.	ZAMBALES RURAL BANK, INC.	9228512371	SAN RAMON	TUREORPEREZ@YAHOO.COM  LPMALIBUNAS@CHINABANK.PH GHERNANDEZ@EASTWESTBANK.COM  MLEAVINDUA@YAHOO.COM
2 BATAAN COOPERATIVE BANK	BATAAN COOPERATIVE BANK	9985690529	RIZAL	
3 GUAGUA RURL BANK INC	GUAGUA RURL BANK INC	476361067	MABINI EXT.	
4 RIZAL COMMERCIAL BANKING CORPORATION	RIZAL COMMERCIAL BANKING CORPORATION	9178422058	SAN RAMON	
5 CHINA BANKING CORPORATION	CHINA BANKING CORPORATION	9175593528	MABINI EXT.	
6 EAST WEST BANKING CORPORATION	EAST WEST BANKING CORPORATION	476360040	SAN RAMON	
7 PHILIPPINE NATIONAL BANK	PHILIPPINE NATIONAL BANK	474813906	SAN RAMON	
8 METROBANK - DINALUPIHAN	METROBANK - DINALUPIHAN		SAN RAMON	
9 LANDBANK OF THE PHILIPPINES	LANDBANK OF THE PHILIPPINES	474811778	SAN RAMON	
10 PRODUCERS SAVING BANK CORPORATION	PRODUCERS SAVING BANK CORPORATION	472371452	MABINI EXTENSION	
11 CITY SAVINGS BANK INC.	CITY SAVINGS BANK INC.		BURGOS	
12 BATAAN DEVELOPMENT BANK	BATAAN DEVELOPMENT BANK		SAN RAMON	

Name of Bank	Name of Manager/Proprietor	Contact Number	Business Address	Email Address
13 BDO NETWORK BANK, INC.	BDO NETWORK BANK, INC.	9054346473	SAN RAMON	deocampolanlen@yahoo.com
14 FIRST ISABELA COOPERATIVE BANK, INC.	FIRST ISABELA COOPERATIVE BANK, INC.	09179341957	SAN RAMON	DINALUPIHAN@FILOBANK.COM
15 CARD SME BANK, INC. A THRIFT BANK	CARD SME BANK, INC A THRIFT BANK	09985410834	SAN RAMON	
16 PHILIPPINE BUSINESS BANK, INC	PHILIPPINE BUSINESS BANK, INC	9158823052	RIZAL	alfar_nm@pbb.com.ph
<b>Hermosa</b>				
1 Rural Bank of Hermosa (Bataan), Inc.	Lourdes Jorge	047-633-0253	Burgos-Soliman, Her., Bat.	
2 Zambales Rural Bank, Inc.	Jerry Coloma Jr.	047-633-0735/09501704888	Palihan, Hermosa, Bataan	
3 Card Sme Bank, Inc. a Thrift Bank	Card Sme Bank, Inc. a Thrift Bank	09309655651/09982412214	Palihan, Hermosa, Bataan	
<b>Limay</b>				
1 Bank of the Philippine Islands (Limay Branch)	Ma. Angelita J. Magat	244-7565	G/F Roque Commercial Complex, Alangan	
2 BPI DIRECT BANKO, INC. A SAVINGS BANK	INC., A SAVINGS BANK, BPI DIRECT BANKO	775-49980, 49984100363, 775-49980, 09984100363	2ND FLR CHARIS BLDG. DONNA AVE. Reformista, Limay, Bataan	jobs@banko.com.ph
3 PHILTRUST BANK (PHILIPPINE TRUST COMPANY (LIMAY BRANCH))	LIMAY BRANCH, PHILTRUST BANK	244-4092/244-5728	Nat'l. Road., Bo. Luz	limay@philtrust.com.ph
4 Rural Bank of Limay (Bataan) Inc.	Rural Bank of Limay Inc.	244-4501	Nat'l. Road., Townsite	rblimay@yahoo.com
5 CARD SME BANK, INC. A THRIFT BANK	CARD SME BANK A THRIFT BANK, INC.	0495624309, 09988864500	0616 SAMPAGUITA ST. BERNABE SUBDIVISION SFDA, Limay, Bataan	
6 PHILIPPINE BUSINESS BANK	PHILIPPINE BUSINESS, BANK	09610280623, 047-244-4072, 0998-922-8451	NATIONAL ROAD BERNABE SUBD. SFDA, Limay, Bataan	agustin_mf@pbb.com.ph
7 PHILIPPINE NATIONAL BANK	PHILIPPINE NATIONAL, BANK	09955915426, 633-4835, 09955915426	SINGH SHAH BLDG. BERNABE SUBD. SFDA, Limay, Bataan	limay-ssh@pnbsavings.com.ph
8 LAND BANK OF THE PHILIPPINES	PHILIPPINES, LAND BANK OF THE	9433231068	ALMER'S BLDG. CALMA ST. Townsite, Limay, Bataan	lbplimay@gmail.com
9 United Coconut Planters Bank-Limay	UNITED COCONUT, PLANTERS BANK	244-5890 / 5892	Roman Nat'l. Hi-way, Alangan	limay@ucpb.com

Name of Bank	Name of Manager/Proprietor	Contact Number	Business Address	Email Address
<b>Mariveles</b>				
1 BATAAN DEVELOPMENT BANK, INC.	JARVIE CATILLO	935-5347	Lakandula St., Barangay Poblacion, Mariveles, Bataan	
2 CARD SME BANK, INC. A THRIFT BANK	NANCY ESCALA	318-0357	Hi-Way 54, Barangay Townsite, Mariveles, Bataan	
3 RURAL BANK OF PILAR (BATAAN), INC.	ROSARIO REYES - BRANCH MANAGER	6331837/2372560	Barangay Cabcaban, Mariveles, Bataan	
4 RURAL BANK OF PILAR (BATAAN), INC.	ELENITA GUANZON	935-5345	Lakandula St., Barangay Poblacion, Mariveles, Bataan	
5 BPI DIRECT BANKO INC., A SAVINGS BANK	ANTHONY C. REYES	9506309527	PAGUIO ST., BARANGAY SAN CARLOS, MARIVELES, BATAAN	
6 METROPOLITAN BANK & TRUST COMPANY	RICKY SALANDANAN	633-1643/1646	Lakandula St., Barangay Poblacion, Mariveles, Bataan	
<b>Morong</b>				
1 Card SME Bank, Inc., a Thrift Bank	Card SME Bank, Inc., a Thrift Bank		Rizal St. Poblacion Morong, Bataan	
<b>Orani</b>				
1 Card SME Bank, Inc., a Thrift Bank	Card SME Bank, Inc., a Thrift Bank	09097541275, 09097541275	Mulawin Orani, Bataan	
2 China Bank Savings Inc.	China Bank Savings Inc.	047-638-1282, 047-638-1282,	Balut (Pob.) Orani, Bataan	cbssh487@chinabank.ph
3 Balanga Rural Bank Inc.	Balanga Rural Bank Inc.	237-1974, 09994351998, 237-1974, 09994351998	Centro I Orani, Bataan	brbiorani@gmail.com
4 Philippine National Bank	Philippine National Bank	431-1378	Parang Parang (Pob.) Orani, Bataan	
5 VILLAGE BANK INC. (A RURAL BANK)	Village Bank Inc. ( A Thrift Bank )	047-638-1162, 237-0519	Centro I Orani, Bataan	
6 Guagua Rural Bank Inc.	Guagua Rural Bank Inc.	(047) 237 0359, (045) 900-4552	Masantol Orani, Bataan	grbankorani@gmail.com
7 Rural Bank of Pilar (Bataan) Inc.	Rural Bank of Pilar (Bataan) Inc.	(047)2372560, 09162450458	Tenejero (Pob.) Orani, Bataan	
8 BDO UNIBANK, INC.		9985371600	PROVINCIAL ROAD CORCALLE CORONEL LEYBA Parang Parang (Pob.) Orani, Bataan	DIOEL47@YAHOO.COM
9 BDO NETWORK BANK, INC.			Centro I Orani, Bataan	

<b>Name of Bank</b>	<b>Name of Manager/Proprietor</b>	<b>Contact Number</b>	<b>Business Address</b>	<b>Email Address</b>
10 BPI DIRECT BANKO, INC., A SAVINGS BANK		9563460478	Mulawin Orani, Bataan	br10411orani@gmail.com
11 Bataan Development Bank	Bataan Development Bank		Centro I Orani, Bataan	
<b>Orion</b>				
1 Rural Bank of Abucay	Romeo Tumulad	09997004882	Wakas	
2 Village Bank Inc.	Eduardo De Guzman	244-4164	Arellano	
3 Phil. National Bank		244796	Daan Bilolo	
4 Card SME Bank Inc.	Aristeo Dequito	09502661074	Daan Bilolo	
5 UCPB Savings Bank		2445018	Arellano	
6 Rural Bank of Pilar (Bataan ) Inc.	Zosima Pizarro		Arellano	
7 Bataan Development Bank	Romeo Caragay	2373149	Lati	
<b>Pilar</b>				
1 Rural Bank of Pilar (Bataan) Inc.		9155126893	Poblacion, Pilar, Bataan	
2 CARD SME BANK INC. A THRIFT BANK	CARD SME BANK INC. A THRIFT BANK,	+639501003082	STA. ROSA, PILAR, BATAAN	
<b>Samal</b>				
1 Rural Bank of Pilar (Bataan) Inc.	Alona Buensuceso	633-0950	Tabing Ilog	
2 CARD SME BANK INC., (A THRIFT BANK)	JUN-JUN T, BALMORES	0910-621-9313	LALAWIGAN, SAMAL, BATAAN	

Source: **C/MBPLO**

SEP2021/trade&industry\_banks

**Table 2.25**  
**List of Lending Investors**  
*Province of Bataan*  
*CY 2021*

Name of Lending Investors	Name of Manager/Proprietor	Contact Number	Business Address	Email Address
<b>Abucay</b> 1 Abucay Teachers and Employees Multi Purpose Coop. Inc. 2 ASA Philippines Foundation Inc. 3 EGV Unilend Corp. 4 KASIPAG MICROFINANCING INC.	Remedios S. Del Rosario Kamrul N. Tarafder Yolanda Q. Villarin Apostol, Sharon S.	 09234712647 9985440791 09171462675	Gabon(Ibayo), Abucay, Bataan Calaylayan, Abucay, Bataan Capitangan, Abucay, Bataan Capitangan(Lumang Daan), Abucay, Bataan	
<b>Bagac</b> 1 Center for Agri & Rural Devt. (CARD) 2 ASA Phils. Foundation 3 Rural Bank of Bagac Inc. 4 CARD SME Inc. Thrift Bank	Nilson Tejano Yosores Jane A. Melegrito Girlie Manalo Arlyn May Tianio	0949-562-4309 0925-803-5596 0917-851-5725 0929-884-2650	Tabing-ilog, Bagac, Bataan Bagumbayan, Bagac, Bataan Pag-asa, Bagac, Bataan A.Ricardo, Bagac, Bataan	
<b>City of Balanga</b> 1 Cashline Lending Corp. 2 PHILEND LENDING INVESTORS INC. 3 Nosheen International Corporation 4 Pagasa Philippines Finance Corporation 5 CE & BE LENDING INVESTOR INC. 6 ASA Philippines Foundation, Inc. 7 Ligas Koop. Ng Bayan Sa Pagpapaunlad	Cashline Lending Corp. Philend Lending Investors Inc Nosheen International Corporation PAGASA PHILIPPINES FINANCE CORPORATION Elvira R. David ASA Philippines Foundation, Inc. LKBP	9227044123 9432359480 9488889083 9985828056 9277918592 9233849258 9152012122	Capitol Drive, San Jose Poblacion Dona Maria Subd., Tenejero Hillcrest, Cataning Ibayo Lot 5, Palmera Subd., Brgy., Tenejero A. Banzon St., Ibayo	clc.bataanbranch@gmail.com philendbalanga@yahoo.com npccbalaanga@yahoo.com.ph bm.balanga.pffc@gmail.com jen.martinez2122@yahoo.com sosamacristina6@gmail.com lkbp.balanga@yahoo.com

Name of Lending Investors	Name of Manager/Proprietor	Contact Number	Business Address	Email Address
8 Multi Basis Lending Corp.	Multi Basis Lending Corp.	9177197626	Capitol Drive, Tenejero	multibasis@yahoo.com
9 2nd Manila Uni Capital Corporation	2nd Manila Uni Capital Corporation	9106428183	Capitol Drive, San Jose	mufc.balanga2@gmail.com
10 JMC Bataan Lending Investor Corp.	JMC Bataan Lending Investor Corp.	9302268637	Paterno St., Poblacion	jmcataan@gmail.com
11 KMBI (A MICROFINANCE NGO)	KABALIKAT PARA SA MAUNLAD NA BUHAY INC.	9228465090	Capitol Drive, San Jose	balangabranch@kmbi.org.ph
12 Qcredit Corp.	Qcredit Corp.	9467295680	Market Site, San Jose	jgd01@frewill.net
13 IL GIRASOLE LENDING CORP.	LETICIA DELA CRUZ	9064715516	A. Banzon St., Ibayo	cabuhatjoyce@yahoo.com
14 Northern Luzon AAA Lending Company Inc.	Northern Luzon AAA Lending Company Inc.	9228005851	325 Laurel St., San Jose	aanorthernbalanga@yahoo.com
15 Talete King Panyulung Kapampangan ( A Microfinance NGO) Inc.	TPKI Foundation Inc.	9985371613	Gallardo St., Cataning	anthonychar_calma@yahoo.com.ph
16 CAPITAL AIDE BUSINESS LENDING INC.	Renato L. Sangalang	9213886737	Don Manuel Banzon Ave., Do帽a Francisca	ton_mark27@yahoo.com
17 Capital Aide Lending Investor - Br. 1	Renato L. Sangalang	9213886737	P. Roman St., Poblacion	ton_mark27@yahoo.com
18 GMBT Financing Corporation	Benjamin S. Santos	9171531895	J. P. Rizal St., Poblacion	gmbtbalanga2015@yahoo.com
19 BALCEEMCO	BALCEEMCO	9307887469	J.P. Rizal St., Pto. Rivas Lote	balcemco@yahoo.com
20 Rusco Lending Inc.	Rusco Lending Inc.	9175201518	Calero St., Ibayo	rmmaningas23@gmail.com
21 FYS Fast and Easy Lending Corporation	FYS Fast and Easy Lending Corporation	9326476335	Naval Commercial Building, Poblacion	Honeystea038@gmail.com
22 Multilinks Lending Investor Corporation	Nazareno S. Salazar	9277038315	J. P. Rizal St., Poblacion	multilinkslending@yahoo.com
23 Balanga Creditline Lending Corporation	Balanga Creditline Lending Corp.	9399311347	Rej Comm, Bagumbayan	lunamaryann69@gmail.com
24 Bataan PNP Credit Cooperative	Bataan PNP Credit Cooperative	9073537713	Camp Tolentino, Tenejero	mallari.susan@yahoo.com.ph
25 Tiger Land lending Investor, Inc.	Billy M. Quibod	9482093181	Sampaguita St., Tenejero	tigerland_11@yahoo.com
26 Unistar Lending Investor Inc.	Billy M. Quibod	9094305117	Sampaguita St., Tenejero	unistarataan2013@yahoo.com
27 Balanga City Multipurpose Cooperative (BCMPC)	BCDMPC	9128531887	Gen. Capinpin, San Jose	bcdmpcbalanga2001@gmail.com
28 FCM LENDING INVESTOR CORPORATION	FCM Lending Investor Corp	9501081001	2ND Flr. Denissa Bldg. & Dormitory,, Ibayo	fulgenciojabemark@gmail.com
29 Balanga Orani Transport Service Multipurpose Cooperative	Balanga Orani Transport Service Multipurpose Coop	9501705793	National Rd., Tuyo	coopbots062009@yahoo.com
30 Aces Links Lending Corp.	Aces Links Lending Corp.	9175417881	2nd Flr. RGS Commercial Complex, Capitol Drive,, San Jose	aceslinks@yahoo.com



Name of Lending Investors	Name of Manager/Proprietor	Contact Number	Business Address	Email Address
31 TD3 SMARTFUND CREDIT CORPORATION	TD3 SMARTFUND CREDIT CORPORATION	9770719483	Monte Carla Heights Subd., Tenejero	td3smartfund@yahoo.com
<b>Dinalupihan</b>				
1 ALBYNA'S LENDING CORPORATION	MYRNA P. HERNANDEZ	09070148034	GENERAL LUNA, GENERAL LUNA, DINALUPIHAN	
2 QCREDIT CORP.	QCREDIT CORP.	09497618776	PROVINCIAL ROAD, SAN RAMON, DINALUPIHAN	
3 NORTHERN LUZON AAA LENDING COMPANY INC.	NORTHERN LUZON AAA LENDING COMPANY INC.	09157123346	SAN RAMON, SAN RAMON, DINALUPIHAN	
4 PHILEND LENDING INVESTOR, INC.	THE PHILEND LENDING INVESTORS, INC.	09325916018	NMV COMMERCIAL BLDG.BONIFACIO, BONIFACIO, DINALUPIHAN	
5 SCORZ LENDING INVESTORS INC	SCORZ LENDING INVESTORS INC	0472525335	LOT 2-3 BLOCK 4 ROOSEVELT PARK VILL SAN PABLO, SAN PABLO, DINALUPIHAN	
6 DAAN SA PAGUNLAD	DAAN SA PAGUNLAD	09462958837	BONIFACIO, BONIFACIO, DINALUPIHAN	
7 TANVIR SOHAL LENDING INVESTOR INC.	TANVIR SOHAL LENDING INVESTOR INC.		SAN RAMON, MABINI PROPER, DINALUPIHAN	
8 DYNACO COMMERCIAL INTERNATIONAL INCORPORATED	RICARDO S. MURILLO	09175398370	NATIONAL ROAD, SAN RAMON, DINALUPIHAN	
9 CASHFLOW LENDING CORPORATION	CASHFLOW LENDING CORPORATION	09219962076	KND BLDG. PROVINCIAL ROAD, SAN RAMON, DINALUPIHAN	
10 SHERNEL LENDING CORP.	NELSITA M. REYES	09063004571	001 SABADO ST.SAN RAMON, SAN RAMON, DINALUPIHAN	

Name of Lending Investors	Name of Manager/Proprietor	Contact Number	Business Address	Email Address
11 BUENO LENDING INVESTOR INC.	BUENO LENDING INVESTOR	0474815933	2ND FLOOR MARTIN BLDG., MABINI EXTENSION, DINALUPIHAN	
12 REYNALDO FINANCING SERVICES CORPORATI	REYNALDO FINANCING SERVICES CORPORATION	09101817928	STALL NO. 3 ROOSEVELT PARK, SAN PABLO, DINALUPIHAN	
13 PRIMAGE LENDING COMPANY, INC,	PRIMAGE LENDING COMPANY, INC,	09209068951	NA-049 PUBLIC MARKET, PUBLIC MARKET, DINALUPIHAN	PREMAGELENDING.COINS@GMAIL.COM
14 BALAK NATH JI LENDING INC.	BABA BALAK NATH JI LENDING INC.	09435437437	MALIGAYA ST., KATAASAN, DINALUPIHAN	
15 LAMBDA MICROLOANS LENDING CORPORATION	LAURO T. PAGUIO	09199987245	2F CEB BLDG. MABINI EXTENSION, MABINI EXTENSION, DINALUPIHAN	
16 REANRAMZ LENDING CORPORATION	REYNALDO B. RAMIREZ	09397990884	, TUCOP, DINALUPIHAN	RFSC_OROQMAIN@YAHOO.COM
17 P- BROTHERS EXECUTIVE LENDING CORP	P- BROTHERS EXECUTIVE LENDING CORP	09154609194	, RIZAL, DINALUPIHAN	
<b>Hermosa</b>				
1 Iwahori Multi-Purpose Cooperative	Iwahori Multi-Purpose Cooperative	09076826411	New Public Market, Palihan, Hermosa	iwahori_mpc@yahoo.com.ph
2 ASA Philippines Foundation Inc.	Tarafter, Kamrul Hassan	+639228977568	JRC-Mandama, Hermosa	
3 Sidhay Bataan National High School Multipurpose Cooperative	Silvestre, Carmelita Atienza	09214737354	New Public Market, Palihan, Hermosa	
4 Check N' Go Lending & Credit Corporation	Bayangat, Carolyn Ferrer	09953490662	Culis, Hermosa	
5 Primage Lending Company, Inc.	Vianzon, Florencio Jorge	047-612-0262	Burgos-Soliman, Hermosa	
6 Kazama Grameen Microfinance Inc.	Kazama Grameen Microfinance Inc.	09214062115	Palihan, Hermosa	
7 S & S Metro Credit Inc.	Soriano, Donna Marcela Delos Reyes	+639059991511	New Public Market, Palihan, Hermosa	

Name of Lending Investors	Name of Manager/Proprietor	Contact Number	Business Address	Email Address
8 Fuerte Lending Corporation	Fuerte Lending Corporation	09171537286	Palihan, Hermosa	
9 Mabiga, Hermosa Christian Credit Cooperative (MCC COOP)	Tabujara, Rona Grace	+639150596604	Mabiga, Hermosa	
<b>Limay</b>				
1 NORTHERN LUZON AAA LENDING COMPANY	CHUA, SHEREE	047-222-9067, 0925-504-9457	PEÑAFRANCIA BLDG. Kitang I, Limay, Bataan	none
2 PAGASA PHILIPPINES FINANCE CORPORATION	PAGASA PHILIPPINES FINANCE, CORPORATION	02-374-3880, 709-1761, 0998-582-8055	169 SAMPALOC ST. Landing, Limay, Bataan	none
3 ALBYNA'S LENDING CORPORATION	CORPORATION, ALBYNA'S LENDING	0906-453-3225	De Ocampo Street Townsite, Limay, Bataan	amelissagolding@hotmail.com
4 KSMR SINGH SHAH LENDING AND ENTERPRISE, INC.	SINGH SHAH, NANCY	(047)633 9036, 09175117812, 09279194850	0419 LEO ST. SFDA, Limay, Bataan	ksmr.singhshahenterprises@yahoo.com
<b>Mariveles</b>				
1 2ND MANILA UNI CAPITAL CORPORATION	CATHERINE BAGTAS	935-6959	San Carlos, Mariveles, Bataan	mufc.mariveles@gmail.com
2 ALDERWOOD LENDING CORPORATION		9228131117	Poblacion, Mariveles, Bataan	
3 NORTHERN LUZON AAA LENDING COMPANY, INC.	ARLYN LOBESTO	9255677742	San Carlos, Mariveles, Bataan	
4 PHILEND LENDING INVESTORS INC.	SONNY ISMAEL		Poblacion, Mariveles, Bataan	
5 SHOPPER`S LENDING CO. INC.	NESTOR MALLARI	935-4339	Poblacion, Mariveles, Bataan	
6 BPI DIRECT BANKO INC., A SAVINGS BANK	ANTHONY C. REYES	9506309527	San Carlos, Mariveles, Bataan	
7 DLB GLOBAL FUTURE HOLDINGS INC.	BILLY REYMOND DE LEON		Poblacion, Mariveles, Bataan	
8 FUNDLINE FINANCE CORPORATION	JANLYNNE DE RUEDA	0943-707-1853	Poblacion, Mariveles, Bataan	
9 LIFEBANK MICROFINANCE FOUNDATION, INC.,	JAYSON BANAG - BRANCH MANAGER	9083279192	Poblacion, Mariveles, Bataan	
10 PAGASA PHILIPPINES FINANCE CORPORATION	RUBEN SABANGAN - BRANCH MANAGER		Ipag, Mariveles, Bataan	

Name of Lending Investors	Name of Manager/Proprietor	Contact Number	Business Address	Email Address
<b>Morong</b> 1 ASA Phils. Foundation 2 CARD, Inc. 3 Morong Multi-Purpose Coop.	Mary Grace V. Pantola Ferdinand P. Cajudo Morong Multi-Purpose Coop.	9256406510 9097225102 9266456377	Bonifacio St., Pob., Morong, Bataan Zamora St., Pob., Morong, Bataan Nat'l. Rd., Bin., Morong, Bataan	
<b>Orani</b> 1 MULTILINKS LENDING INVESTOR CORPORATION 2 NORTHERN LUZON AAA LENDING COMPANY INC. 3 FUNDLINE FINANCE CORPORATION 4 PAGASA PHILIPPINES FINANCE CORPORATION 5 KAREN & ROWENA'S CREDIT INC. 6 TERESITA ROMAN REALTY 7 2ND MANILA UNI CAPITAL CORP. 8 QCREDIT CORP. 9 ALSAM LENDING SERVICES INC. 10 FYS FAST AND EASY LENDING CORPORATION 11 LIFEBANK MICROFINANCE FOUNDATION INC. 12 DOC AND P CREDIT AND LOAN SERVICES INC.	NAZARENO SALAZAR SALAZAR NORTHERN LUZON AAA LENDING COMPANY INC. FUNDLINE FINANCE CORPORATION PAGASA PHILIPPINES FINANCE CORPORATION KAREN & ROWENA'S CREDIT, INC. TERESITA R. ROMAN DANILO SOTO FERRERAS QCREDIT CORP. DEIMLER OGAS CUYAN	       9171248153 997228397	RM. 18 2ND FLOOR ADMOR BLDG. ADMOR BLDG. NATIONAL ROAD, BALUT, ORANI, BATAAN PARANG-PARANG, ORANI, BATAAN VISUAL BUILDING ARELLANO, MULAWIN, ORANI, BATAAN SIBUL, PARANG-PARANG, ORANI, BATAAN CENTRO I, ORANI, BATAAN CENTRO II, ORANI, BATAAN 2ND FLOOR MARGARITA BUILDING, SILAHIS, ORANI, BATAAN ARJEMS A. ARELLANO ST., MULAWIN, ORANI, BATAAN Mulawin Orani, Bataan Parang Parang (Pob.) Orani, Bataan Apollo Orani, Bataan PARANG-PARANG, ORANI, BATAAN	         PLCALSI.BATAAN@GMAIL.COM
<b>Orion</b> 1 Fundline Finance Corp. 2 Northern Luzon AAA Lending	Paulino Ongtenco Sheree Chua	09153377514	San Vicente Wakas	

Name of Lending Investors	Name of Manager/Proprietor	Contact Number	Business Address	Email Address
3 ASA Phil Foundation Inc.	ASA Phil Foundation Inc.	09430317547	Villa Angeles	
4 Guarnuts Lending	Gurmar Singh		Balagtas	
5 Balwinder Lending Investor	Balwinder Singh		Balagtas	
6 Card SME Bank Inc.	Aristeo Dequito		Daan Bilolo	
7 Lifebank Foundation Inc.	Manuel Perlas	09100999375	Puting Buhangin	
8 Agr'l. & Rural Dev't. for Catanduanes Inc.	Zeus Sebastian		Balagtas	
<b>Pilar</b>				
1 CARD SME BANK INC. A THRIFT BANK,	CARD SME BANK INC. A THRIFT BANK	9399337268	STA. ROSA, PILAR, BATAAN	
2 ARDCI NGO, GROUP, INCORPORATED,	ARDCI MICROFINANCE, INCORPORATED	9073658005	ARCADE PANILAO, PILAR, BATAAN	
3 HELP ENTREPRENEURS LAUNCH PLENTITUDE INC.,	HELP ENTREPRENEURS LAUNCH PLENTITUDE INC.		PANILAO, PILAR, BATAAN	
4 CENTER FOR AGRICULTURE AND RURAL DEVELOPMENT (CARD),	CENTER FOR AGRICULTURE AND RURAL DEVELOPMENT (CARD), INC. ( A MICROFINANCE NGO)		WAKAS NORTH, PILAR, BATAAN	
5 ASA PHILIPPINES FOUNDATION INC,	ASA PHILIPPINES FOUNDATION INC.		SANTA ROSA, PILAR, BATAAN	
6 NOSHEEN LENDING INVESTOR INC,	NOSHEEN LENDING INVESTOR INC		ALA-ULI, PILAR, BATAAN	
<b>Samal</b>				
1 CARD SME BANK, INC. (ATHRIFT BANK)	CARD SME BANK, INC. (ATHRIFT BANK)	0977-248-2187	Lalawigan, Samal, Bataan	
2 ASA PHILIPPINES FOUNDATION, INC.	Tarafder, Kamrul H.	0932-853-5987	Sta. Lucia, Samal, Bataan	
3 Center for Agri & Rural Dev.	Laurzano, Edgar B	0999-785-3385	Sta. Lucia, Samal, Bataan	
4 Katropa Lending Corp.	Katropa Lending Corp.	0910-463-1560	West Daan Bago, Samal, Bataan	

Source: **C/MBPLO**

SEP2021/trade&industry\_lending

**Table 2.26**  
**List of Pawnshops**  
*Province of Bataan*  
*CY 2021*

Name of Pawnshop	Name of Manager/Proprietor	Contact Number	Business Address	Email Address
<b>Abucay</b>				
1 Abucay Pawnshop	Alba, Melvina P.		Wawa, Abucay, Bataan	
2	Lhuillier, Michael J.	237-0237	Omboy(Ibayo), Abucay, Bataan	
3 MICHAEL J. LHUILLIER FINANCIAL SERVICES(PAWNSHOP) INC.	Lhuillier, Michael L.		Calaylayan, Abucay, Bataan	
4	Lhuillier, Jean Meari D.	09186568664	Gabon(Ibayo), Abucay, Bataan	
5 PARAGUA PAWNSHOP AND FINANCIAL SERVICES, INC.(PALAWAN )PAWNSHOP AND PALAWAN EXPRESS PERA PADALA	Castro, Karlo Eugene J.		Laon, Abucay, Bataan	
6 PHILIPPINE SEVEN CORPORATION	Paterno, Jose Victor P.	724-4441	Laon, Abucay, Bataan	
7	VERITE PAWN CORP.		Calaylayan, Abucay, Bataan	
8 Vintage Pawnshop	Vinzon, Antonio S.		Gabon(Ibayo), Abucay, Bataan	

Name of Pawnshop	Name of Manager/Proprietor	Contact Number	Business Address	Email Address
<b>Bagac</b>				
1 M Lhuiller Financial Services(Pawnshop, Inc.)	Amparito Lhuiller Financial Services	0947-999-2607	Ibaba, Bagac, Bataan	
2 Palawan Express  Philippine Seven Eleven	ParaguaPawnshop and FinancialServices Inc.  Jose Victor Paterno	0917-859-9223	Pag-asa, Bagac, Bataan  A. Ricardo	
3 Cebuana Lhuiller	Pawnsafe Services Corporation	0918-656-8664	Bagumbayan, Bagac, Bataan	
<b>City of Balanga</b>				
1 Jowell Pawnshop	Cecilia D. Dinglasan		Bonifacio St., Poblacion	dinglasancecilia@yahoo.com
2 Lhuillier Jewel Financial (Pawnshops) Inc.	Lhuillier Jewel Financial (Pawnshops) Inc.	9479991674	#6 Burgos St., Bagumbayan	gonz20040104@gmail.com
3 Cebuana Lhuillier Pawnshop - Balanga Br.1	P. J. Lhuillier Inc.	9186568664	Paterno St., Poblacion	delosreyes0818@gmail.com
4 Amparito Llamas Lhuillier Financial Services(Pawnshop)	Michel J. Lhuillier	9486331084	Market Site, San Jose	lr64.balanga3@mlhuillier.com
5 Cebuana Lhuillier Pawnshop Balanga- Br. 7	Pawnsafe Services Corporation	9186568664	Capitol Drive, San Jose	delosreyes0818@gmail.com
6 M LHUILLIER PAWNSHOP & JEWELRY AND ML KWARTA PADALA	Michel J. Lhuillier Financial Services(Pawnshops) Inc.	9479991185	G/F Santiago Bldg. Capitol Drive, M LHUILLIER PAWNSHOP & JEWELRY AND KWARTA PADALA, San Jose	lr64.balanga1@mlhuillier.com
7 Sandigan Pawnshop Inc. - Branch 2	Ma. Karina A. Fider	9097040498	Paterno St., Poblacion	sandigan_br2@yahoo.com
8 Sandigan Pawnshop Inc. - Branch 2	Ma. Karina A. Fider	9097040498	Paterno St., Poblacion	sandigan_br2@yahoo.com
9 Sandigan Pawnshop Inc. - Branch 2	Ma. Karina A. Fider	9097040498	Paterno St., Poblacion	sandigan_br2@yahoo.com

<b>Name of Pawnshop</b>	<b>Name of Manager/Proprietor</b>	<b>Contact Number</b>	<b>Business Address</b>	<b>Email Address</b>
10 Sandigan Pawnshop Inc. - Branch 2	Ma. Karina A. Fider	9097040498	Paterno St., Poblacion	sandigan_br2@yahoo.com
11 Sandigan Pawnshop Inc. Branch III	Sandigan Pawnshop Inc. Branch III	9097040498	Paterno St., Poblacion	sandigan_br2@yahoo.com
12 Sandigan Pawnshop, Inc.- Main	Teresita A. Ortiguera	9272219212	Paterno St., Poblacion	sandigan.pawnshop@yahoo.com
13 Cebuana Lhuillier Pawnshop - Balanga Br. 2	P. J. Lhuillier Inc.	9186568664	J. P. Rizal St., Poblacion	delosreyes0818@gmail.com
14 Cebuana Lhuillier Pawnshop - Tenejero Balanga Branch	P. J. Lhuillier Inc.	9186568664	Manahan St., Tenejero	delosreyes0818@gmail.com
15 Cebuana Lhuillier Pawnshop - Balanga 4	P. J. Lhuillier Inc.	9186568664	Market Site, San Jose	delosreyes0818@gmail.com
16 Cebuana Lhuillier Pawnshop - Balanga Br. 6	P. J. Lhuillier Inc.	9186568664	RGS Bldg. Sampaguita St., San Jose	delosreyes0818@gmail.com
17 Cebuana Lhuillier Pawnshop - Balanga Br.3	P. J. Lhuillier Inc.	9186568664	Primrose St., Doña Francisca	delosreyes0818@gmail.com
18 Cebuana Lhuillier Pawnshop -Ibayo Balanga Br.	P. J. Lhuillier Inc.	9186568664	B-way Bldg, Banzon st, Ibayo	delosreyes0818@gmail.com
19 Cebuana Lhuillier Pawnshop-Balanga 5	P. J. Lhuillier Inc.	9186568664	No. 16 Camacho St., Bagumbayan	delosreyes0818@gmail.com
20 Villarica Pawnshop	VILLARICA PAWNSHOP, INC.	9272168619	Market Site, San Jose	bataan2@villaricapawnshop.com
21 Zircon Zinc Pawnshop Inc.	Zircon Zinc Pawnshop Inc.	9126983419	Banzon St., Ibayo	tambuntingliaison@gmail.com
22 Dignity Pawnshop Inc. - JP Rizal Branch	Digna A. Calina	9219842825	J. P. Rizal St., Poblacion	gilgcalina@gmail.com
23 Dignity Pawnshop Inc. - Main	Digna A. Calina	9394794995	Condomart, Poblacion	gilgcalina@gmail.com
24 Dignity Pawnshop Inc.- City Walk Branch	Digna A. Calina	9202647246	Paterno St., Poblacion	gilgcalina@gmail.com
25 Golden Heart Pawnshop	Digna R. Banzon	9985548242	JP Rizal St., Poblacion	canlasacctgoffice1@gmail.com



Name of Pawnshop	Name of Manager/Proprietor	Contact Number	Business Address	Email Address
26 Golden Heart Pawnshop -Branch 1	Digna R. Banzon	9985548242	Naval Bldg., Poblacion	canlasacctgoffice1@gmail.com
27 H. Villarica Pawnshop, Inc.	H VILLARICA PAWNSHOP, INC.	9956097851	Paterno St., Poblacion	bataan@villaricapawnshop.com
28 Palawan Pawnshop & Palawan Express Pera Padala	Paragua Pawnshop & Financial Svcs. Inc.	9178599143	D.M. Banzon, Poblacion	zambat.dsj.balangapoblacion.ph@gmail.com
29 Palawan Pawnshop & Palawan Express Pera Padala	Paragua Pawnshop & Financial Svcs. Inc.	9178598417	Aguirre St., Poblacion	zambat.dsj.balangapoblacion.ph@gmail.com
30 Sandigan Pawnshop Inc.-Branch I	Ma. Clara Anastacio Chico	9499553600	Paterno St., Poblacion	sandiganbr1@yahoo.com
31 EGS Pawnshop and Jewelry/ Money Changer	Erlinda G. Santos	9176227741	Paterno St., Poblacion	dasigacctg.office@ymail.com
32 Romalu's Pawnshop - Main	Erlinda G. Santos	9176227741	Paterno St., Poblacion	dasigacctg.office@ymail.com
33 Surecash Pawnshop Inc.	Surecash Pawnshop Inc.	9985859160	Condomart, Poblacion	esaac1994@gmail.com
34 Vetaf's Pawnshop- Balanga Inc. - Main	Ma. Clara Anastacio Chico	9499553596	Paterno St., Poblacion	vetafbal@yahoo.com
35 Vetaf's Pawnshop-Balanga Inc. Branch I	Vetaf's Pawnshop-Balanga Inc.	9102501885	Bonifacio St., Poblacion	vetafsmcdo@yahoo.com
36 Romalu's Pawnshop I	Erlinda G. Santos	9176227741	Don Manuel Avenue, Doña Francisca	dasigacctg.office@ymail.com
37 Palawan Pawnshop and Palawan Express Pera Padala (Pawnshop)	Paragua Pawnshop & Financial Svcs. Inc.	9178180535	Market Site, San Jose	zambat.dsj.balangapoblacion.ph@gmail.com
<b>Dinalupihan</b>				
1 OWEN AND SONS PAWNSHOP, FOREIGN EXCHANGE AND REMITTANCE SERVICES INC.	SAN RAMON, DINALUPIHAN	0926192027	OWEN AND SONS PAWNSHOP FOREIGN EXCHANGE AND REMITTANCE SERVICES	DINALUPIHAN@VILLARICAPAWNSHOP.COM
2 VILLARICA PAWNSHOP	NATIONAL HIGHWAY, SAN RAMON, DINALUPIHAN		HL VILLARICA PAWNSHOP INC.	

Name of Pawnshop	Name of Manager/Proprietor	Contact Number	Business Address	Email Address
3 KABALIKAT PAWNSHOP	BME COMMERCIAL BLDG. SAN RAMON, MABINI EXTENSION, DINALUPIHAN	09338534364	ALBERTO B. MACASPAC	
4 KABALIKAT PAWNSHOP 2	HIGHWAY SAN RAMON, SAN RAMON, DINALUPIHAN	09338534364	ALBERTO B. MACASPAC	
5 CASH AND GOLD PAWNSHOP	STALL NO. NA-014 PUBLIC MARKET, PUBLIC MARKET, DINALUPIHAN	09778114071	JANINE BEA C. MACASPAC	
6 GOLD KEEPER PAWNSHOP	SAN RAMON, SAN RAMON, DINALUPIHAN	09778114071	JANINE BEA C. MACASPAC	
7 BELLA CASA PAWNSHOP	STALL NO. M-017 PUBLIC MARKET, PUBLIC MARKET, DINALUPIHAN	0459715986	TRECHACANE PAWNSHOP CORP.	trechacame@yahoo.com
8 HIDDEN TREASURE PAWNSHOP	STALL NO. NA-001 PUBLIC MARKET, PUBLIC MARKET, DINALUPIHAN	0459715986	TRECHACANE PAWNSHOP CORP.	trechacame@yahoo.com
9 STREAMLINK PAWNSHOP INC.	SAN RAMON, SAN RAMON, DINALUPIHAN	09985859124	STREAMLINK PAWNSHOP INC.	
10 PALAWAN PAWNSHOP AND PALAWAN EXPRESS PERA PADALA	THE GOLDEN SHOWER, SAN RAMON, DINALUPIHAN	09954122893	PARAGUA PAWNSHOP AND FINANCIAL SERVICES INC.	N/A
11 PALAWAN PAWNSHOP AND PALAWAN EXPRESS PERA PADALA	RAS ARCADE, MABINI EXTENSION, DINALUPIHAN	09954122893	PARAGUA PAWNSHOP AND FINANCIAL SERVICES INC.	N/A
12 PALAWAN PAWNSHOP AND PALAWAN EXPRESS PERA PADALA	LINCOLN PLAZA , SAN PABLO, DINALUPIHAN	09954122893	PARAGUA PAWNSHOP AND FINANCIAL SERVICES INC.	N/A
13 SQUARE DEAL PAWNSHOP	MABINI EXTENSION, MABINI EXTENSION, DINALUPIHAN	0474811358	ALEJANDRO S. MALIBIRAN	
14 TRUSTED PAWNSHOP	SAN RAMON, SAN RAMON, DINALUPIHAN		JENNIFER C. MACASPAC	
15 M. LHUILLIER PAWNSHOP & JEWELRY AND ML KWARTA PADALA	NATIONAL ROAD, SAN RAMON, DINALUPIHAN	09479999126	MICHAEL J. LHUILLER FINANCE SERVICES	
16 M. LHUILLIER PAWNSHOP & JEWELRY AND ML KWARTA PADALA	JCY BUILDING, BONIFACIO, DINALUPIHAN	09479999126	MICHAEL J. LHUILLER FINANCE SERVICES	

	<b>Name of Pawnshop</b>	<b>Name of Manager/Proprietor</b>	<b>Contact Number</b>	<b>Business Address</b>	<b>Email Address</b>
17	M. LHUILLIER PAWNSHOP & JEWELRY AND ML KWARTA PADALA	MABINI EXTENSION, MABINI EXTENSION, DINALUPIHAN	0476361020	MICHEL J. LHUILLIER FINANCIAL SERVICES (PAWNSHOPS), INC.	
18	CEBUANA LHUILLIER PAWNSHOP LAYAC DINALUPIHAN BRANCH	PUROK I, LAYAC, DINALUPIHAN	9186568664	P. J. LHUILLIER INC	
19	CEBUANA LHUILLIER PAWNSHOP DINALUPIHAN GENERAL LUNA BRANCH	49, GENERAL LUNA, DINALUPIHAN	9186568664	P. J. LHUILLIER INC	
20	CEBUANA LHUILLIER PAWNSHOP DINALUPIHAN 1	STALL NO. 5, MABINI EXTENSION, DINALUPIHAN	9186568664	P. J. LHUILLIER INC	
21	CEBUANA LHUILLIER PAWNSHOP DINALUPIHAN 2 BRANCH	STALL NO. 5, BONIFACIO, DINALUPIHAN	9186568664	P. J. LHUILLIER INC	
22	RD PAWNSHOP, INCORPORATED	049, GENERAL LUNA, DINALUPIHAN	09667359546	RITCHIE CHUA RIVERA	IDPIDINALUPIHAN@GMAIL.COM
23	CEBUANA LHUILLIER PAWNSHOP DINALUPIHAN 3 BRANCH	002 PROVINCIAL ROAD, SAN RAMON, DINALUPIHAN		PAWNSAFE SERVICES CORPORATION	
24	CEBUANA LHUILLIER PAWNSHOP- SAN PABLO DINALUPIHAN BRANCH	558 LINCOLN HEIGHTS PUROK V, SAN PABLO, DINALUPIHAN	09773859569	P.J. LHILLIER, INC	
25	CEBUANA LHUILLIER PAWNSHOP- TUCOP DINALUPIHAN BRANCH	PUROK I, TUCOP, DINALUPIHAN	09997589830	P. J LHUILLIER INC.	JOHNRICKY12@GMAIL.COM
<b>Hermosa</b>					
1	M. Lhuillier Pawnshop & Jewelry And ML Kwarto Padala	Lhuillier Jewel Financial (Pawnshops), Inc.	0947-9992615/047-633-0395	Burgos-Soliman, Hermosa	
2	Cebuana Lhuillier Pawnshop (Hermosa Branch)	Verite Pawn Corporation	09186568664/09494113754	Burgos-Soliman, Hermosa	
3	Palawan Pawnshop and Palawan Express Pera Padala (Hermosa Plaza Branch)	Paragua Pawnshop and Financial Services, Inc.	+639954122893	San Pedro, Hermosa	
4	Palawan Pawnshop and Palawan Express Pera Padala	Paragua Pawnshop And Financial Services, Inc.	+639954122893	Palihan, Hermosa	
5	Net's Pawnshop	Salandakanan, Ryan Roi Yandoc	047-491-2490	Sto. Cristo, Hermosa	
6	M. Lhuillier Pawnshop & Jewelry And ML Kwarto Padala	Michel J. Lhuillier Financial Services (Pawnshops), Inc.	09992204517	Palihan, Hermosa	

	<b>Name of Pawnshop</b>	<b>Name of Manager/Proprietor</b>	<b>Contact Number</b>	<b>Business Address</b>	<b>Email Address</b>
7	Jesusa Pawnshop	Mendoza, Jesusa Sibug	09052822798	San Pedro, Hermosa	
8	Cebuana Lhuillier Pawnshop - Palihan, Hermosa Branch	P.J. Lhuillier, Inc.	09997589830	Palihan, Hermosa	
<b>Limay</b>					
1	M LHUILLIER PAWNSHOP & JEWELRY AND ML KWARTA PADALA (TOWNSITE)	303 DE OCAMPO ST. Townsite, Limay, Bataan	0947-999-1538, 633-2762, 0947-694-1455	LHUILLIER JEWEL FINANCIAL, (PAWNSHOPS), INC.	lr64.limay@mlhuillier.com
2	M. LHUILLIER PAWNSHOP & JEWELRY AND ML KWARTA PADALA (Reformista)	BUENA CASA SUBD. TUNDOL Reformista, Limay, Bataan	09479994554, 6333505	AMIFARTU LLAMAS LHUILLIER FINANCIAL SERVICE (PAWNSHOPS) INC. (Formerly MICHEL J. LHUILLIER FINANCIAL SERVICES (PAWNSHOP), INC.	lr64.reformista@mlhuillier.com
3	M. LHUILLIER PAWNSHOP & JEWELRY AND ML KWARTA PADALA	891 ROMAN HIGHWAY Townsite, Limay, Bataan	9499526752	MICHEL J. LHUILLIER FINANCIAL SERVICES (PAWNSHOP), INC.	lr64.limay2@mlhuillier.com
4	VETAF'S PAWNSHOP LIMAY INC.	NATIONAL ROAD Reformista, Limay, Bataan	633-2475, none	VETAF'S PAWNSHOP LIMAY, INC.	none
5	CEBUANA LHUILLIER PAWNSHOP LIMAY 2	De Ocampo Street Townsite, Limay, Bataan	0947-999-1538, 09181763668, 09191113751, 09281763668	., VERITE PAWNSHOP CORP.	swflores@pjluillier.com
6	CEBUANA LHUILLIER PAWNSHOP LIMAY-BRANCH	Tundol Public Market Reformista, Limay, Bataan	09281763668, 09494113751,	P.J., LHUILLER INC.	suFlores@pjluillier.com
7	CEBUANA LHUILLIER PAWNSHOP LAMAO BRANCH	Rotulo Lamao, Limay, Bataan	09494113751, 0928-176-3668	P.J LHUILLIER, INC.	scoflores@pjluillier.com
8	DIGNITY PAWNSHOP INC.	NATIONAL ROAD Reformista, Limay, Bataan	241-3023, 0923-729-8135, 244-6126	DIGNITY PAWNSHOP, INC.	gila.Calina@gmail.com
9	PALAWAN PAWNSHOP AND PALAWAN EXPRESS PERA PADALA (LAMAO)	0535 ROQUE STREET Lamao, Limay, Bataan	0917-859-9394	PARAGUA PAWNSHOP AND, FINANCIAL SERVICES INC.	none
10	PALAWAN PAWNSHOP AND PALAWAN EXPRESS PERA PADALA (REFORMISTA)	0442 DONNA AVE. Reformista, Limay, Bataan	9455375101	PARAGUA PAWNSHOP AND, FINANCIAL SERVICES INC.	N/A
11	LC'S PAWNSHOP	333 G/F LUCIO CABRETA BUILDING NATIONAL ROAD Townsite, Limay, Bataan	041-231-3923, 0915-513-2112, 047-244-5768,	LUCIO, EMERLINDA	lc_pawnshop@yahoo.com.ph
12	M. LHUILLIER PAWNSHOP & JEWELRY AND KWARTA PADALA (LAMAO)	314 OLD NATIONAL ROAD Lamao, Limay, Bataan	09473992394, 633-1095, 09170002501	INC., LHUILLIER JEWEL FINANCIAL (PAWNSHOP)	lamao@mlhuillierluzon.com
13	PARTHENON LINK PAWNSHOP AND JEWELRY INC.	National Road BERNABE SUBD. SFDA, Limay, Bataan	09204347301,	MERCADO, ERIC RUEL	mark.pcortez@gmail.com
14	CEBUANA LHUILLIER PAWNSHOP-REFORMISTA BRANCH	STALL #8 APERTINE ARCADE BUILDING B, NATIONAL ROAD Reformista, Limay, Bataan	9186568664	INC., P.J. LHUILLIER	ragabriel@pjluillier.com

Name of Pawnshop	Name of Manager/Proprietor	Contact Number	Business Address	Email Address
<b>Mariveles</b>				
1 M LHUILLIER PAWNSHOP & JEWELRY AND ML KWARTA PADALA	AMPARITO LLAMAS LHUILLIER FINANCIAL SERVICES (PAWNSHOP) INC.	0923-966-3117	ROMAN HIGHWAY, BARNGAY ALAS-ASIN	alasin@mlhuillierluzon.com
2 RMRB ENTERPRISE	BANZON, RACHEL MARIE REYES	0945-129-8199	BARANGAY TOWNSITE	
3 DIGNITY PAWNSHOP, INC.	DIGNITY PAWNSHOP, INC.	935-5385	DRBJ BLDG., ZAMORA ST., BARANGAY POBLACION	
4 BATAAN COURIER AND LOGISTICS SERVICES	CRUZ, ROSARIO RUIZ	0917-576-0778	DANIEL DANICA OMBAO BLDG., DOÑA NENE, BARANGAY ALAS - ASIN	rosegee636@gmail.com
5 LOAN AND CASH PAWNSHOP	DACANAY, CECILE URRIQUIA	935-4803	LAKANDULA ST., BARANGAY POBLACION	
6 DIGNITY PAWNSHOP INC.	DIGNITY PAWNSHOP INC.	6331520	CLARO PAGUIO ST., BARANGAY SAN CARLOS	
7 SAN-ROS PAWNSHOP	DACUMOS, ROSALIE ROLDAN	613-6468	SEMILLA ST., BARANGAY SAN CARLOS	
8 LCP REMITTANCE CENTER	DACANAY, CECILE URRIQUIA	935-6558	URRIQUIA BLDG., LAKANDULA ST., BARANGAY POBLACION	
9 M LHUILLIER PAWNSHOP AND JEWELRY / ML KWARTA PADALA	LHUILLIER JEWEL FINANCIAL (PAWNSHOP) INC.	935-1006	BARANGAY TOWNSITE	
10 M. LHUILLIER PAWNSHOP & JEWELRY AND ML KWARTA PADALA	MICHEL J. LHUILLIER FINANCIAL SERVICES (PAWNSHOPS) INC.	9479999661	S.G.D.L. BUILDING, ZAMORA ST., BARANGAY POBLACION	
11 ASHANTE REMITTANCE SERVICES	LOPEZ, ARLYN CASAMBROS		ROMAN HIGHWAY, BARANGAY LUCANIN	
12 MARIA GRACIA PAWNSHOP, INC.	MARIA GRACIA PAWNSHOP, INC.	935-6496	DRBJ ZAMORA ST., BARANGAY POBLACION	
13 MARIA GRACIA PAWNSHOP, INC.	MARIA GRACIA PAWNSHOP, INC.	935-6496	ZALAVARRIA ST., BARANGAY POBLACION	

Name of Pawnshop	Name of Manager/Proprietor	Contact Number	Business Address	Email Address
14 M. LHUILLIER PAWNSHOP & JEWELRY AND ML KWARTA PADALA	MICHEL J. LHUILLIER FINANCIAL SERVICES (PAWNHOPS) INC.	0947-9999661	S.G.D.L BLDG. ZAMORA ST, BARANGAY POBLACION	
15 CEBUANA LHUILLIER PAWNSHOP - MARIVELES MARKET SITE BRANCH	P.J. LHUILLIER INC.		ZONE:I PAGUIO ST., BARANGAY CAMAYA	
16 PHILIPPINE SEVEN CORPORATION	PHILIPPINE SEVEN CORPORATION		ROMAN HIGHWAY, BRGY. BATANGAS II	esenriquez@7-eleven.com.ph
17 CEBUANA LHUILLIER PAWNSHOP	P.J. LHUILLIER, INC.		ROMAN HIGHWAY, BARANGAY ALAS - ASIN, BATAAN	
18 JEANLYN'S PAWNSHOP	REGALA, JOCELYN G.	0928-1949594	BARANGAY IPAG	
19 CORNELIUS PAWNSHOP	0349WANIWAN, ADELA TENEZA	935-4670	SARREAL ST., BARANGAY SAN CARLOS	Adela.waniwan@yahoo.com.ph
<b>Morong</b>				
1 M LHUILLIER PAWNSHOP & JEWELRY AND ML KWARTA PADALA	Lhuillier, Michael L.		Nat'l. Road Poblacion Morong, Bataan	
2 M LHULIER PAWNSHOP	Lhuillier, Michael L.		J. Luna Poblacion Morong, Bataan	
3 PARAGUA PAWSHOP AND FINANCIAL SERVICES INC.			J. Luna Poblacion Morong, Bataan	
4 ABAD REMITTANCE CENTER	ABAD, MELODY		Bernabe Binaritan Morong, Bataan	
5 CEBUANA LHULLIER PAWNSHOP	P.J. LHUILLIER INC.		BERNABE BINARITAN MORONG, BATAAN	
<b>Orani</b>				
1 SINAG PAWNSHOP CORPORATION		9255274624	Bayan (Pob.) Orani, Bataan	ALMA.SANPEDRO1024@GMAIL.COM
2 SAMALANE PAWNSHOP		9985458130	Parang Parang (Pob.) Orani, Bataan	
3 PALAWAN PAWNSHOP AND PALAWAN EXPRESS PERA PADALA		9087103950	Parang Parang (Pob.) Orani, Bataan	
4 PALAWAN PAWNSHOP AND PALAWAN EXPRESS PERA PADALA		9087103950	Centro I Orani, Bataan	

Name of Pawnshop	Name of Manager/Proprietor	Contact Number	Business Address	Email Address
5 H. VILLARICA PAWNSHOP, INC. 6 PETNET INC 7 PETNET INC. 8 AMAZINGGOLD PAWNSHOP INC. 9 XENO-ALLIANCE PAWNSHOP, INC. 10 M LHUILLER PAWNSHOP AND JEWELRY AND ML KWARTA PADALA 11 AMPARITO LLMAS LHUILLIER FINANCIAL SERVICES (PAWNSHOP) INC. 12 MICHEL J. LHUILLIER FINANCIAL SERVICES (PAWNSHOPS) INC. 13 REPUBLIC PAWNSHOP CORPORATION 14 LATOGA PAWNSHOP 15 AMOR'S PAWNSHOP 16 DIGITSWORLD PAWNSHOP 17 P.J. LHUILLIER, INC. 18 P.J. LHUILLIER, INC. 19 CEBUANA LHUILLIER PAWNSHOP - ORANI CENTRO 1 BRANCH		92275515601 047-237-1600 0947-935-2595 047-300-3089, 09985859161 9176271693 9479999207 047-638-1295 (032) 233-2814, 09222027686 9173725361 9985709001 9186568664	Centro I Orani, Bataan Centro I Orani, Bataan NATIONAL RD Balut (Pob.) Orani, Bataan Centro I Orani, Bataan Tugatog Orani, Bataan Tugatog Orani, Bataan Mulawin Orani, Bataan Centro I Orani, Bataan Centro I Orani, Bataan ORANI PUBLIC MARKET Tugatog Orani, Bataan Centro I Orani, Bataan Mulawin Orani, Bataan Centro I Orani, Bataan Tugatog Orani, Bataan Centro I Orani, Bataan	ORANI_BATAAN@VILLARICAPAWNSHOP.COM M.TUAZON13@YAHOO.COM
<b>Orion</b> 1 HL Villarica Pawnshop Inc. 2 Cebuana Lhuillier Pawnshop 3 Cebuana Lhuillier Pawnshop 4 M Lhuillier Pawnshop & Jewelry & ML Kwartá Padala 5 Vetaf's Pawnshop Limay Inc. 6 M Lhuillier Pawnshop & Jewelry & ML Kwartá Padala	Ma. Karina Fider	09966646728 09494113754 09479992304 09479792304	Arellano San Vicente Arellano Balagtas Wakas Balagtas	

Name of Pawnshop	Name of Manager/Proprietor	Contact Number	Business Address	Email Address
7 Palawan Pawnshop & Palawan Express		0910255806	San Vicente	
8 Dinna's Pawnshop	Ma. Teresa Rueda	09175757034	Arellano	
9 Amparito Llamas Lhuillier Fin. Svs.	Amparito Llamas	09479991576	Wakas	
10 Gold Leaf Pawnshop & Money Changer	Virgilio Bartolome	09162744211	Public Market, Balagtas, Orion	
11 AST Bills Payment & Remittance Services	Andrex Trajano		Balagtas	
12 Le Vhix's Pawnshop	Victoria Gabriel	09996254895	Public Market, Balagtas, Orion	
13 Richwell Pawnshop	Teodorico Garcia	09275930704	Balagtas	
<b>Pilar</b>				
1 ISIDRO BILLS PAYMENT AND REMITTANCE CENTER	ISIDRO, EDISON LOPEZ	+639171168491	499 BOULEVARD ST., ALAULI, PILAR, BATAAN, ALA-ULI	edisonisidro727@yahoo.com
2 PALAWAN PAWNSHOP AND PALAWAN EXPRESS PERA PADALA	PARAGUA PAWNSHOP AND FINANCIAL SERVICES INC.	+639752603586	026 NATIONAL RD. PANILAO, PILAR, BATAAN	
3 M LHUILLIER PAWNSHOP & JEWELRY AND ML KWARTA PADALA	LHUILLIER JEWEL FINANCIAL (PAWNSHOP), INC	+639479991508	NAT'L. ROAD, SANTA ROSA , PILAR, BATAAN	
4 M. LHUILLIER PAWNSHOP & JEWELRY AND ML KWARTA PADALA	MICHEL J. LHUILLIER FINANCIAL SERVICES (PAWNHOPS), INC.,	+639479999616	ROMAN SUPER HI WAY, ALA-ULI, PILAR, BATAAN	
5 PHILIPPINE SEVEN CORPORATION (MONEY REMITTANCE)	PHILIPPINE SEVEN CORPORATION,		PANILAO, PILAR, BATAAN	
6 CEBUANA LHUILLIER PAWNSHOP - PILAR BRANCH	P.J LHUILLIER INC.,	+639464306757	POBLACION, PILAR, BATAAN	
7 CEBUANA LHUILLIER PAWNSHOP	P.J. LHUILLIER INC.,		SANTA ROSA, PILAR, BATAAN, STA. ROSA	JONERICKY12@GMAIL.COM



Name of Pawnshop	Name of Manager/Proprietor	Contact Number	Business Address	Email Address
<b>Samal</b> 1 PARAGUA PAWNSHOP & FINANCIAL SERVICES, INC. 2 M LHUILLER PAWNSHOP 3 LHUILLIER JEWEL(PAWNSHOP) 4 CEBUANA LHUILLER 5 RLM PAWNSHOP	BOBBY L. CASTRO Lhuiller, Amparito L. Lhuillier, Michel J. Pawnsafe Service Corp. Marcos, Ronualdo L.	0927-399-2417 0947-999-9355 0947-999-2187 0949-411-3754 0939-173-1331	Tabing Ilog, Samal, Bataan Tabing Ilog, Samal, Bataan Ibaba, Samal, Bataan Ibaba, Samal, Bataan Lalawigan, Samal, Bataan	

Source: **C/MBPLO**

SEP2021/trade&industry\_pawnshop

**Table 2.27**  
**List of Insurance Firms**  
*Province of Bataan*  
*CY 2021*

<b>Name of Insurance Firms</b>	<b>Name of Manager/Proprietor</b>	<b>Contact Number</b>	<b>Business Address</b>	<b>Email Address</b>
<b>City of Balanga</b>				
1 LAV NON-LIFE INSURANCE SERVICES	JIZANIE JEAN V. RASHID	9162187063	MLW BLDG,, San Jose	jizanie10@gmail.com
2 Eastern Insurance Agency - Main	Leonarda R. Collas	9175719793	Capitol Drive, San Jose	riveracollas@gmail.com
3 Frederico A. Hermoso Insurance Services	Frederico A. Hermoso	9178652748	One Magnolia Place,, Tenejero	erick.hermoso@yahoo.com
4 Sunlife Financial Plans, Inc.	Sunlife Financial Plans, Inc.	9083971046	Don Manuel Avenue, Doña Francisca	mc.acctgservices@gmail.com
5 Sunlife Grepa Financial, Inc.	Sunlife Grepa Financial, Inc.	9083971046	DM Banzon, Doña Francisca	mc.acctgservices@gmail.com
6 SunLife Of Canada (Phils.), Inc.	SunLife of Canada (Phils.), Inc.	9083971046	Don Manuel Avenue, Doña Francisca	mc.acctgservices@gmail.com
7 Manulife Chinabank Life Assurance Corp.	THE MANUFACTURER'S LIFE INSURANCE CO.	9178314931	Capitol Dr., Dela Fuente Bldg., Tenejero	roma_javier@manulife.com
8 People's General Insurance Corporation	People's General Insurance Corporation	9088209539	DM Banzon Ave., Doña Francisca	anarix_44@yahoo.com
9 THE MANUFACTURER'S LIFE INSURANCE CO.	THE MANUFACTURER'S LIFE INSURANCE CO.	9178314931	Capitol Dr., Tenejero	roma_javier@manulife.com
10 Bataan Zircon Life Insurance Agency Inc.	Bataan Zircon Life Insurance Agency Inc.	9175761833	53 Paterno St., Poblacion	plukemiliepagoio@gmail.com
11 Caritas Health Shield, Inc.	Caritas Health Shield, Inc.	9688526928	2F Alyss Comm'l Hub, D.M. Banzon Ave., , Doña Francisca	chsi-balanga@caritashealthshield.com.ph
12 Cebuana Lhuillier Pawnshop Balanga Br. 1	P. J. Lhuillier Inc.	9186568664	Paterno St., Poblacion	delosreyes0818@gmail.com
13 Cebuana Lhuillier Pawnshop Balanga Br.-7	Pawnsafe Services Corporation	9186568664	Capitol Dr., San Jose	delosreyes0818@gmail.com
14 Prulife Uk	Prulife Uk	9103698651	053 Paterno St., Poblacion	plukemiliepagoio@gmail.com

<b>Name of Insurance Firms</b>	<b>Name of Manager/Proprietor</b>	<b>Contact Number</b>	<b>Business Address</b>	<b>Email Address</b>
15 Cebuana Lhuillier Pawnshop Balanga Br. 4	P. J. Lhuillier Inc.	9186568664	Market Site, San Jose	delosreyes0818@gmail.com
16 Cebuana Lhuillier Pawnshop Balanga Br. 5	P. J. Lhuillier Inc.	9186568664	Camacho St., Bagumbayan	delosreyes0818@gmail.com
17 Cebuana Lhuillier Pawnshop Balanga Branch 2	P. J. Lhuillier Inc.	9186568664	J.P. Rizal, Poblacion	delosreyes0818@gmail.com
18 Cebuana Lhuillier Pawnshop Balanga-Br.3	P. J. Lhuillier Inc.	9186568664	Primrose St., Doña Francisca	delosreyes0818@gmail.com
19 Cebuana Lhuillier Pawnshop Balanga-Br.6	P. J. Lhuillier Inc.	9186568664	RGS Bldg. Sampaguita St., San Jose	delosreyes0818@gmail.com
20 Cebuana Lhuillier Pawnshop-Ibayo Balanga Br	P. J. Lhuillier Inc.	9186568664	B-way Bldg, Banzon st, Ibayo	delosreyes0818@gmail.com
21 Cebuana Lhuillier Pawnshop-Tenejero Balanga Branch	P. J. Lhuillier Inc.	9186568664	Manahan St., Tenejero	delosreyes0818@gmail.com
22 St. Peter Life Plan, Inc.	St. Peter Life Plan, Inc.	9472905113	Rotary Ave., Tenejero	michellegt@stpeter.com.ph
23 Carehealth Plus Systems International Inc.	Carehealth Plus Systems International Inc.	9771530139	Magsaysay st., San Jose	carehealthplus.balanga@gmail.com
24 MANULIFE FINANCIAL PLANS	THE MANUFACTURER'S LIFE INSURANCE CO.	9178314931	Capitol Dr., Dela Fuente Bldg., Tenejero	roma_javier@manulife.com
25 PHILIPPINE LIFE FINANCIAL ASSURANCE CORP	PHILIPPINE LIFE FINANCIAL ASSURANCE CORPORATION	9257778800	RGS BLDG, CAPITOL DRIVE, San Jose	bevvinluan13@gmail.com
26 UCPB General Insurance Company, Inc.	UCPB General Insurance Company, Inc.	9178334191	MPS Comm'l Bldg., Doña Francisca	bataan@cocogen.com
27 Travellers Insurance & Surety Corporation	Travellers Insurance & Surety Corp.	9482210352	A. Banzon, Ibayo	rajricacho@gmail.com
28 Fortune Life Insurance Co., Inc.	Fortune Life Insurance Co. Inc	9187943931	J. P. Rizal St., Poblacion	lara_tolentino@fortunelife.com
29 The Insular Life Assurance Co., LTD.	The Insular Life Assurance Co., LTD	9199948050	DM Banzon Ave., Doña Francisca	jrolaya@insular.com.ph
30 Lorens Insurance Services	Lorena C. Maestre	9399170148	Quirino St., San Jose	evaperona@gmail.com
31 Petnet inc. Balanga 2(IA)	Petnet Inc.	9276829785	Capitol Dr., San Jose	balanga2@petnet.com.ph
32 Standard Insurance Co. , Inc.	Standard Insurance Co., Inc.	9499970755	CT Edifice Bldg. Capitol Drive, San Jose	marieannbalino@gmail.com
33 Easyclaim Insurance Services	Telesforo P. San Jose Jr.	9182728888	Magsaysay St., San Jose	easyclaim_insurance@yahoo.com

Name of Insurance Firms	Name of Manager/Proprietor	Contact Number	Business Address	Email Address
34 PHILIPPINES AXA LIFE INSURANCE CORPORATION	Philippines Axa Life Insurance Corporation	9178720820	04 Osmeña St. Corner Capitol Drive, San Jose	angelique.daplas@axa.ph
35 GPNT Insurance Agency	Placer, Grace	9615817966	Buno Bldg. Kinatawan Road,, Tenejero	grace.placer@gmail.com
36 MNLG FINANCIAL ADVISORY SERVICES	Gado, Nelilyn	9175244349	2nd Floor Denissa Bldg., Ibayo	nelilyn.landero@gmail.com
37 BETHEL GENERAL INSURANCE AND SURETY CORPORATION	BETHEL GENERAL INSURANCE & SURETY CORPORATION	9178623122	Capitol Drive, San Jose	info@bethelgen.com
<b>Dinalupihan</b>				
1 CENTER FOR AGRICULTURE AND RURAL DEVELOPMENT(CARD)MUTUAL BENEFIT ASSOCIATION	CARD MUTUAL BENEFIT ASSOCIATION INC.	09476108944	SAN BENITO, SAN BENITO, DINALUPIHAN	CMBA.BATAAN@CARDMIR.COM
<b>Limay</b>				
1 PETNET INC. LIMAY BRANCH	GACUTAN, MADELINE	9352060, 09184107068	R & R NATIONAL ROAD Poblacion, Limay, Bataan	N/A
2 RNA INSURANCE SERVICES	NUQUI, REBECCA JOY	9233611812	DE OCAMPO ST. Townsite, Limay, Bataan	nuqui.rebeccajoy110285@gmail.com
<b>Mariveles</b>				
1 ST. PETER LIFE PLAN INC.	GRECELDA RAMOS - BRANCH MANAGER	935-4470	SORDAN BLDG., SARREAL ST., BARANGAY SAN CARLOS, MARIVELES, BATAAN	
<b>Orani</b>				
1 Gregorio Insurance Processing Services	Josephine R. Gregorio	9605661558	MARIA FE , ORANI, BATAAN	
<b>Pilar</b>				
1 RAFAELITO RAMIREZ INSURANCE SERVICES	RAMIREZ, RAFAELITO	+639488723084	ALA-ULI, PILAR, BATAAN	
2 MLP NON-LIFE INSURANCE SERVICES	PAGUIO, MA. LIEZL RETRITA	+639985640250	BGC ALA-ULI, PILAR, BATAAN	
3 A.O.Y. NON-LIFE INSURANCE SERVICES	YUZON, ALBERTO OCAMPO	+639429795387	BGC ALA-ULI, PILAR, BATAAN	

Name of Insurance Firms	Name of Manager/Proprietor	Contact Number	Business Address	Email Address
4 RZTIGAS INSURANCE SERVICES	TIGAS, JR., ROGELIO ZULUETA	+639093168916	BGC ALA-ULI, PILAR, BATAAN	tigasrogeliojr@gmail.com
5 DKAP INSURANCE SERVICES	PELAEZ, DAVID KING ALLIANZA	+639464607843	BGC ALA-ULI, PILAR, BATAAN	
6 EASTERN INSURANCE AGENCY	COLLAS, LEONARDA RIVERA	+639261500487	BGC ALA-ULI PILAR BATAAN	
7 GREGORIO INSURANCE PROCESSING SERVICES	GREGORIO, JOSEPHINE RODRIGUEZ		BGC, ALAULI, PILAR, BATAAN, ALA-ULI	2yahoo.com
8 ARCELI REYES INSURANCE SERVICES	REYES, ARCELI BAUTISTA		ALA-ULI, PILAR, BATAAN	
9 LIZA`S NON-LIFE INSURANCE SERVICES	VASQUEZ, MA. LIZA AUSTRIA	+639305362720	BGC, ALA-ULI, PILAR, BATAAN	
10 JJR CLERICAL SERVICES	PANGILINAN, JANNET PINEDA	+639988695962	ALAULI, PILAR, BATAAN (BGC)	
11 AEG INSURANCE SERVICES	GUZON, ANGELINA ENRIQUEZ	+639473011706	BGC, ALA-ULI PILAR BATAAN	
12 DENNIS CRUZ NON-LIFE INSURANCE SERVICES	CRUZ, DENNIS SAÑEZ	+639291608002	BGC ALAULI, PILAR, BATAAN	
13 NRC INSURANCE SERVICES	ENRIQUEZ, EVELYN REYES		ALA-ULI, PILAR, BATAAN	
14 BZANE SURETY AND INSURANCE SERVICES	SALALILA, ARNA RAFAEL	+639153786845	BGC ALA-ULI, PILAR, BATAAN	
15 NCE INSURANCE SERVICES	ESPINOSA, AMELIA CRUZ	+639205179777	BGC, ALA-ULI, PILAR BATAAN	
16 RIC INSURANCE SERVICE	MONTANO, RICARDO MENDOZA	+639175577561	ALA-ULI, PILAR, BATAAN	

Source: **C/MBPLO**

SEP2021/trade&industry\_insurance

**Table 2.28**  
**Categorized Business Establishments**  
Province of Bataan  
CY 2021

<b>City/ Municipalities</b>	<b>Agri-Based</b>	<b>Cooperatives</b>	<b>Food Processing</b>	<b>Non-Food Manufacturing</b>	<b>Retail and Trade</b>	<b>Services</b>	<b>Total</b>
Abucay	42	5	14	1	344	386	745
Bagac	7	3	15	3	312	179	509
Balanga City	67	5	12	6	2,727	1,966	4,711
Dinalupihan	39	9	40	26	1,150	908	2,124
Hermosa	29	6	32	11	529	481	1,053
Limay	17	2	19	3	1,184	891	2,097
Mariveles	7	20	26	30	815	707	1,578
Morong	7	4	5	-	137	182	324
Orani	26	13	20	12	590	658	1,280
Orion	34	5	18	11	457	398	884
Pilar	16	5	22	19	699	510	1,250
Samal	43	3	19	2	288	250	559
<b>Total</b>	<b>132</b>	<b>80</b>	<b>242</b>	<b>124</b>	<b>9,232</b>	<b>7,516</b>	<b>17,114</b>

Source: C/MBPLO

SEP2021/business establishments

**Table 2.29**  
**List of Internet Café/Stations**  
*Municipality of Abucay*  
 CY 2021

Name of Internet Café/Stations	Name of Manager/Owner	Business Address
1 MOI PISONET	Santos, Cherry M.	Salian, Abucay, Bataan
2 RRBP INTERNEST CAFE	Baluyot, Berna I	Laon, Abucay, Bataan
3 NJA COMPUTER SHOP	Baluyot, Nilo A.	Capitangan, Abucay, Bataan
4 KEARVY'S COMPUTER SHOP	Cayanan, Robert	Mabatang, Abucay, Bataan
5 PALM TOUCH OF MAGIC COMPUTER SHOP	Corpuz, Lourdes D.	Gabon(Delfin), Abucay, Bataan
6 SAINTANDREW COMPUTER SHOP	Lingad, Marita B.	Capitangan, Abucay, Bataan
7 MAXEL INTERNET CAFE	Luartes, Fe C.	Mabatang(Plaza), Abucay, Bataan

Source: **MPDC**

SEP2021/internetcafé

**Table 2.30**  
**List of Internet Café/Stations**  
*Municipality of Bagac*  
*CY 2021*

<b>Name of Internet Café/Stations</b>	<b>Name of Manager/Owner</b>	<b>Business Address</b>
1 DJ Zone Interenet Café	Jeffrey NoJADERA Dejan	Ibaba

Source: **MPDC**

*SEP2021/internetcafé*



**Table 2.31**  
**List of Internet Café/Stations**  
*City of Balanga*  
*CY 2021*

<b>Name of Internet Café/Stations</b>	<b>Name of Manager/Owner</b>	<b>Business Address</b>
1 ACK Internet Cafe	Aileen D. Tuazon	Capitol Dr., San Jose
2 Bitserv I.T. Services	Glenn R. Bautista	St. Joseph, Poblacion
3 Key's Printshoppe & Internet Cafe	Noraliza M. Areniego	Ma. Lourdes Subd., Cupang Proper
4 Arcnet Gaming Zone	Jovelyn O. Lintag	Capitol Dr., San Jose
5 L @ D.Com Internet Cafe & General Merchandise	Laila Vina L. Luna	Kinatawan Road, Tenejero
6 One CLick Internet Cafe and General Merchandise	Corazon C. Dumipnas	St. Joseph St., Malabia
7 Technogel Computer Shop 1	Angelica C. Abanador	St. Joseph St., Poblacion
8 Technogel Computer Shop II	Angelica C. Abanador	St. Joseph St., Poblacion
9 Roberto S. Marquez Jr. Internet Cafe	Roberto S. Marquez Jr.	25, Cupang West
10 JKP CCTV, Internet Cafe and Trading	Jose Karlo B. Pizarro	J.P. Rizal, Talisay
11 BNS2 ENTERPRISES	Novielyn B. Pascual	Capitol Drive, San Jose
12 DANET INTERNET SHOP	Jeffrey G. Siron	Lerma St., Ibayo
13 WAYPOINT INTERNET CAFE	YAUDER, ABRAHAM DEXTER	BUNO BLDG. KINATAWAN ROAD, Tenejero
14 A & A Computer Shop	Aleli M. Rodrigo	National Road, Tuyo
15 JCUBE COMPUTER SHOP	Reyes, Joanna Miliza	St. Joseph St., Malabia

Source: **CPDC**

SEP2021/internetcafé

**Table 2.32**  
**List of Internet Café/Stations**  
*Municipality of Dinalupihan*  
 CY 2021

Name of Internet Café/Stations	Name of Manager/Owner	Business Address
1 INET LINGO INTERNET CAFÉ	MARITES ESGUERRA AGUIRRE	SAN PABLO
2 LT INTERNET CAFÉ	ARNOLD SUBA TRINIDAD	STALL NO.005 BPSU BLDG, SAN RAMON
3 JUN-LEI COMPUTER SHOP	LEISA FELICIA JUANTA	, DAANG BAGO
4 KUYA PICO'S PISONET SHOP	PACIFICO VILLALINO MALUTO	65 NAKPIL ST, PITA
5 GIGAREGZ COMPUTER SHOP	REGIE B. QUINTO	BONIFACIO
6 FINES INTERNET SHOP	CATHERINE P. FInONES	345 LUACAN
7 PRINT SCAN COPY INTERNET CAFÉ	JAY ANN MALLARI PANGILINAN	PUROK PAG ASA, PAGALANGGANG
8 QUINNCYLYN COMPUTER RENTAL	RAYMON MAGNO ISIP	7TH ST., HAPPY VALLEY
9 ATTRACT INTERNET SHOP	JAYSON T. CALLEDA	PUROK I STO.NINO
10 R A CYBER NET	ANALYN P. FABUNAN	#032 PROVINCIAL ROAD SAN RAMON
11 KARLL GIO ENTERPRISE	ZYDEE C. CERDA	19 GUIJO ST.KATAASAN
12 QUINGS INTERNET CAFE	ANTHONY Q. SANTOS	ROOSEVELT
13 ROBIEJHOY GAMING HUB	ROBERTO CAMACHO DE JESUS	LUACAN DRIVE, LUACAN
14 DAVIS COMPUTER SHOP	BENIGNO CASTRO SANTOS	SAN PABLO

Source: MPDC

SEP2021/internetcafé

**Table 2.33**  
**List of Internet Café/Stations**  
*Municipality of Hermosa*  
*CY 2021*

<b>Name of Internet Café/Stations</b>	<b>Name of Manager/Owner</b>	<b>Business Address</b>
1 Bimbo. Net Computer Shop	Tajonera, Erbimm Cortez	Culis, Hermosa
2 Macjosh Computer Shop	Gutierrez, Mary Ann Lim	Burgos-Soliman, Hermosa
3 ODT Internet Café	Tolentino, Oscar Del Rosario	Culis, Hermosa
4 Ulix Computer Shop	Dela Rosa, Ulysses Molano	Sto. Cristo, Hermosa

Source: MPDC

SEP2021/internetcafé

**Table 2.34**  
**List of Internet Café/Stations**  
*Municipality of Limay*  
*CY 2021*

<b>Name of Internet Café/Stations</b>	<b>Name of Manager/Owner</b>	<b>Business Address</b>
1 PORTKEY COMPUTERS (REFORMISTA)	DAMPIL, MARK	0159 NATIONAL ROAD Reformista, Limay, Bataan
2 MY TAM ENTERPRISES	ALVEZ, JULIE ANNE CHARMAINE	131 NATIONAL ROAD Townsite, Limay, Bataan
3 JAMOLEN INTERNET CAFE	TOLENTINO, JANET	893 ILANG-ILANG ST. Alangan, Limay, Bataan
4 KARL'S INTERNET SHOP	LISUD, ROWENA	195 MACAPAGAL ST. Bo. Luz, Limay, Bataan
5 OTAKU COMPUTER SHOP	PAULO, ZENAIDA	0110 ML QUEZON STREET Kitang I, Limay, Bataan
6 AIRAP COMPUTER SHOP	NAPILOT, ABEN	100 NATIONAL ROAD Poblacion, Limay, Bataan
7 BOYET COMPUTER SHOP	PASCUAL, ELISA	0990 Duale, Limay, Bataan
8 IRIAH.COM INTERNET CAFE	MIRANDA, ROSALIE	NATIONAL ROAD Reformista, Limay, Bataan
9 ANNE'S PC NET COMPUTER SHOP CAFE	GONZALES, AGNES	217 MACAPAGAL ST. Bo. Luz, Limay, Bataan
10 EMCEEL COMPUTER SHOP	BORROMEO, CLARICE	LPC SIDE STALL NO. 1 NATIONAL ROAD Reformista, Limay, Bataan
11 VYENATRIZ INTERNET CAFE	VALENTINO, MA. MYRNA	Lamao, Limay, Bataan
12 PISOFY INTERNET VENDING MACHINE	REYES, ILETO	0507 #2 NATIONAL ROAD SFDA, Limay, Bataan
13 SPHEREBYTES COMPUTER SHOP	SABADO, BRYLLESON CHRYSSE	Duale, Limay, Bataan
14 UNKNOWN GROUNDS CYBERCAFE	CAMPOS, MARK ALEKSEI	R.F. AGONZA BLDG. NATIONAL ROAD Reformista, Limay, Bataan

Source: MPDC

SEP2021/internetcafé

**Table 2.35**  
**List of Internet Café/Stations**  
*Municipality of Mariveles*  
*CY 2021*

<b>Name of Internet Café/Stations</b>	<b>Name of Manager/Owner</b>	<b>Business Address</b>
1 TWENTY FIVE COMPUTER SHOP	BELANGEL, JASMINE NIEGOS	POMAN HIGHWAY, BARANGAY ALAS-ASIN, MARIVELES, BATAAN
2 BASEPOINT ENTERPRISES	CONERAS, EMMALENE LAZO	196 NBLK. 6 ASIATIC MARKET ST., BARANGAY SAN ISIDRO, MARIVELES, BATAAN
3 GAMERS POINT INTERNET CAFE	DIONES, KRISTINE ANN S.	#119 BLK 4 NATIONAL ROAD, BARANGAY SAN ISIDRO, MARIVELES, BATAAN
4 CELESTRA.COM COMPUTER SHOP	ESCUDERO, PRESCEL C.	TOPSITE B, BARANGAY TOWNSITE, MARIVELES, BATAAN
5 CLASH ROOM.NET CYBER CAFE	GONZALES, DENNEB B.	GEN. RICARTE ST., BARANGAY POBLACION, MARIVELES, BATAAN
6 FILL-WELL COMPUTER SYSTEM	LANSANGAN, RENEE DIAZ	14 SEMILLA ST., BARANGAY SAN CARLOS, MARIVELES, BATAAN
7 ROWEL`S INTERNET AND VARIETY STORE	MIA, ROWEL M.	TESDA ROAD, BARANGAY CAMAYA, MARIVELES, BATAAN
8 EZZYMAXX INTERNET SHOP	SANTOS, CONRADO PALABAY	OSMEÑA ST., BARANGAY BASECO, MARIVELES, BATAAN
9 SALAVERIA COMPUTER SHOP	SALAVERIA, RAMIL CRUZ	37 RESURRECTION ST., BARANGAY CABCBEN, MARIVELES, BATAAN
10 CJMB COMPUTER SHOP AND ACCESSORIES	TRINIDAD, EMELITA CRUZ	GEN. RICARTE ST., BARANGAY SAN ISIDRO, MARIVELES, BATAAN
11 GEEVEN INTERNET CAFE	VENDIOLA, GERALD MANZANO	#8 JOSE SARREAL ST., BARANGAY SAN CARLOS, MARIVELES, BATAAN

Source: MPDC

SEP2021/internetcafé

**Table 2.36**  
**List of Internet Café/Stations**  
*Municipality of Morong*  
*CY 2019*

<b>Name of Internet Café/Stations</b>	<b>Name of Manager/Owner</b>	<b>Business Address</b>
1 Internet Cafe	Jimmer De Leon	Nagbalayong Morong, Bataan
2 Julius Internet Cafe	Julius Ignacio	Samuyao, Mabayo Morong, Bataan
3 Jazz Internet Cafe	Aries Camatigue	Mabayo Morong, Bataan
4 Jazhome Internet Cafe	Hasmin Cabal	Nagpajo Crossing, Poblacion

Source: MPDC

*SEP2021/internetcafé*

**Table 2.37**  
**List of Internet Café/Stations**  
*Municipality of Orani*  
*CY 2021*

Name of Internet Café/Stations	Name of Manager/Owner	Business Address
1 SITROS COMPUTER SHOP AND INTERNET CAFE		Centro I Orani, Bataan
2 JOMI'S PISO NET		Mulawin Orani, Bataan
3 QUANTUM ALPHA COMMERCIAL AND INTERNET CAFE		Masantol Orani, Bataan
4 MILES.COM CONVENIENCE STORE		Tugatog Orani, Bataan
5 RAR SOFTWARE DEVELOPMENT SERVICES		Silahis Orani, Bataan
6 ANT COMPUTER		Centro I Orani, Bataan
7 JEAR PISONET CAFE		Mulawin Orani, Bataan
8 3K'S PISONET		Puksuan Orani, Bataan

Source: MPDC

SEP2021/internetcafé

**Table 2.38**  
**List of Internet Café/Stations**  
*Municipality of Orion*  
*CY 2021*

Name of Internet Café/Stations	Name of Manager/Owner	Business Address
1 Nicole Yohan Computer Shop	Emmanuel Zulueta	Bilolo
2 Luffy Internet Café	Elenita Dizon	Calungusan
3 Zone B Underground Computer Café	Anmarie Cha	Wakas
4 Melvin Pisonet	Melvin Fernandez	Balagtas
5 Ariel Computer Shop	Ariel Apoya	Bilolo
6 Green Gate Computer Shop	Renato Magat	Daan Bago
7 Jan Hana Computer Shop	Khristian Bajo	Camachile
8 Jilljade Computer Shop	Estrella Lacanilao	Bilolo

Source: **MPDC**

SEP2021/internetcafé



**Table 2.39**  
**List of Internet Café/Stations**  
*Municipality of Pilar*  
 CY 2021

<b>Name of Internet Café/Stations</b>	<b>Name of Manager/Owner</b>	<b>Business Address</b>
1 ALCHACHIQS PRINTING SERVICES	DELA CRUZ, SHERRYL ERESTAIN	PANTINGAN, PILAR, BATAAN
2 SAMPI COMPUTER SHOP	ALFUENTE, DAVE DIWA	RIZAL, PILAR, BATAAN
3 WHELLA COMSHOP	SASI, REGINA MONCILLO	
4 ALEJANDRO CREATIVE DESIGNS	RAMOS, ELOISA LARMAN	PILAR SHOPPING ARCADE, PANILAO, PILAR, BATAAN
5 ADELAIDA PRINTING SERVICES	LACORTE, ADELAIDA CARABLE	PANTINGAN, PILAR, BATAAN
6 DICAG INTERNET CAFÉ	DICAG, JOSEPH VALDEZ	ALA-ULI, PILAR, BATAAN
7 YSHA AMBER INTERNET CAFÉ	YONGCO, SHANGRI-LA CONCEPCION	WAWA, PILAR, BATAAN
8 TRIPPLE J COMPUTER SHOP	DOMINICO, EMILIO BONDOC	107 RIZAL, PILAR, BATAAN
9 JACOB`S COMPUTER CAFÉ	PIZARRO, IMELDA TRINIDAD	WAKAS SOUTH, PILAR, BATAAN
10 VINCEREINAN INTERNET CAFÉ	MANGAYAO, RENANTE CAMADO	PANILAO, PILAR, BATAAN

Source: **MPDC**

SEP2021/internetcafé

**Table 2.40**  
**List of Internet Café/Stations**  
*Municipality of Samal*  
 CY 2021

Name of Internet Café/Stations	Name of Manager/Owner	Business Address
1 K-TWINS INTERNET SHOP	KLARIZZA CRISTEL G. DIZON	EAST CALAGUIMAN, SAMAL, BATAAN
2 MA14 COMPUTER SHOP	MA. ROSARIO D. FORTIN	SAN ROQUE, SAMAL, BATAAN
3 HIGHWAY BLOGGERS COMPUTER & INTERNET SHOP	ESMERALDO V. POMER JR.	EAST DAAN BAGO, SAMAL, BATAAN
4 SURF INTERNET CAFÉ AMD GENERAL MERCHANDISE	FELICIDAD D. MEDINA	LALAWIGAN, SAMAL, BATAAN
5 KREATIVE I.T. SOLUTIONS	KHRISTINE A. CAMACHO	EAST CALAGUIMAN, SAMAL, BATAAN
6 MARYAM INTERNET CAFÉ	JOANNA MARIE B. SOLDA	LALAWIGAN, SAMAL, BATAAN

Source: **MPDC**

SEP2021/internetcafé

**Table 2.41**  
**LIST OF REGISTERED CONTRACTORS**  
*Province of Bataan*  
*CY 2021*

<b>Construction Firm</b>	<b>Name of Contractor</b>	<b>Contact Address</b>	<b>Telephone No.</b>
1 4B CONSTRUCTION	Randy S. Viacrusis	Subic, Zambales	0908-890-6168
2 ABP CONSTRUCTION & TRADING	Albert Pizarro	Balanga City, Bataan	
3 AFAJI BUILDERS	Antonio F. Arizapa Jr.	Orani, Bataan	0915-631-1235
4 AJA BUILDERS	John Teopengco	Balanga City, Bataan	0949-826-5828
5 ARBAS TERMITE DESTROYER AND PEST CONTROL SERVICES	Carlos A. Arbas	Balanga City, Bataan	0918-384-2912
6 ARG BUILDERS & TRADING	Arnel Gozon	Balanga City, Bataan	0919-927-2001
7 ATP CONSTRUCTION	Alfredo T. Paguio	Balanga City, Bataan	0908-184-1113
8 BASTIAN BUILDERS	BENJAMIN M. CARAIG JR.	Balanga City, Bataan	9309333295
9 BONIBAL CONSTRUCTION	Renato F. Boniquit	Balanga City, Bataan	0928-332-2503
10 BPQ CONSTRUCTION & TRADING	Baron Vic P. Quezon	Balanga City, Bataan	0998-553-1512
11 BQA CONSTRUCTION & TRADING	Allan Q. Batungbacal	Balanga City, Bataan	0928-679-5698
12 BROADFIELD ENGINEERING TECHNOLOGIES AND INTEGRATED SERVICES	John Paul M. Aquende	Sta. Mesa, Manila	0917-807-5790
13 CYPHRIAN BUILDERS AND TRADING	John Cyphrian Escudero	Balanga City, Bataan	9957355681
14 DM BERNALES CONSTRUCTION	Drazel Bernales	Orani, Bataan	0927-7914651
15 D.M. HOUSE CONSTRUCTION, INC.	GENEROSA M. DELA FUENTE	Samal, Bataan	9173674729
16 DM MADARANG CONSTRUCTION	DONALD M. MADARANG	Pilar, Bataan	9686627887
17 DAJ BUILDERS	Arsenio P. Flores Jr	Balanga City, Bataan	0917-8271660
18 DELCO BUILDERS	Shaira Joy D. Balana	Balanga City, Bataan	0918-785-3895

19	E.R. VENZON CONSTRUCTION	Noli Venzon	Balanga City, Bataan	0920-9290378/0920-9198236
20	FAME BUILDER PHILIPPINES	Edilberto D. Pizarro	Balanga City, Bataan	(047) 237-2093
21	FBF INDUSTRIAL SALES AND SERVICES	FROILAN B. FLORES	Orion, Bataan	9176244857
22	FIVE A CONSTRUCTION	Estelita Q. Batungbacal	Balanga City, Bataan	0917-2773678
23	FORBEST PEST CONTROL AND MERCHANDISE	Jimson Y. Bautista	Minalin, Pampanga	
24	FULL BLAST TRADING & CONSTRUCTION	SONNY B. ONGKINGKO	Abucay, Bataan	9175832582
25	GOUDIE MANILA CONSTRUCTION AND DEVELOPMENT CORP.	Maree Ann Chee-Ng	Makati City, Metro Manila	0926-690-3556
26	IPM CONSTRUCTION AND DEVELOPMENT CORPORATION	ISABELITA P. MERCADO	Pasig City, Metro Manila	
27	ITP CONSTRUCTION INC.	Antonio C. Cruz	Project 3, Quezon City	0933-821-8515
28	JEK TRADING AND CONSTRUCTION	Crisante P. Ilaya	Samal, Bataan	0917-695-7195
29	JEPA CONSTRUCTION & SUPPLIES	Edgardo R. Galvez	Abucay, Bataan	0939-917-0145
30	JVN CONSTRUCTION & TRADING	Jernie Jett V. Nisay	Balanga City, Bataan	0912-960-8962
31	KARPA BUILDERS AND TRADING	Karl John B. Paguio	Balanga City, Bataan	0917-556-7583
32	LEBERN BUILDERS TRADING & GENERAL SERVICES	Bernardo DL. Flores Jr.	Balanga City, Bataan	0919-831-1115
33	LUCK-WELL CONSTRUCTION	MR. RONALD DEL ROSARIO	Balanga City, Bataan	9663103387
34	L.R. DE GUZMAN CONSTRUCTION	Luisito R. De Guzman	Balanga City, Bataan	0917-5002626
35	MJ CAMACHO CONSTRUCTION	Remo O. Camacho	Balanga City, Bataan	9189177246
36	MARVEL BUILDERS	John Paul M. Aquende	Balanga City, Bataan	0970-781-9200
37	NICAP CONSTRUCTION	Romeo Caparaz	Balanga City, Bataan	0920-938-0608
38	ONE DRAFT DESIGN AND CONSTRUCTION	Ma. Jose A. Bautista	Timog Ave., Quezon City	0921-597-1421
39	PRO E ENTERPRISES	MR. PROCOPIO FERNANDEZ DE GUZMAN JR.	Valenzuela City, Metro Manila	9088724201

40	P & V CONSTRUCTION & SALES	Corazon V. Pangilinan	Balanga City, Bataan	0998-510-2871
41	PADIZ TRADING & CONSTRUCTION	Jose Padilla	Balanga City, Bataan	0918-5876870
42	POLYMER-VIC CONSTRUCTION	Victor P. Quezon	Balanga City, Bataan	0998-553-1512
43	R.Z. TIGAS CONSTRUCTION AND TRADING	Rolando Z. Tigas	Samal, Bataan	0998-976-9667
44	RAM BUILDERS AND TRADING	Brian M. Inlong	Pilar, Bataan	9636808719
45	RBM CONSTRUCTION	Romeo Macaspac	Pilar, Bataan	0927-419-4724
46	RCS CONSTRUCTION	Ramon C. Santos	Pilar, Bataan	0917-552-0637
47	RMB RETROBUILD & CONSTRUCTION INC.	MICHAELANGELO V. ORDOVEZA	Quezon City, Metro Manila	9566617650
48	RD MANDANAS CONSTRUCTION	Rosalinda D. Mandanas	Canaman, Camarines Sur	
49	RJLB CONSTRUCTION & TRADING	Rio A. Baniyas	Balanga City, Bataan	
50	R.J. IBARRA CONSTRUCTION	RODOLFO J. IBARRA	Olongapo City, Zambales	
51	RWD CONSTRUCTION	Reynaldo W. Del Rosario	Balanga City, Bataan	9305439853
52	ST. GERRARD CONSTRUCTION GEN. CONTRACTOR & DEVELOPMENT CORP.	Authorized Managing Officer	Pasig City, Metro Manila	0998-367-9451
53	ST. MATTHEW GEN. CONTRACTOR & DEVELOPMENT CORP.	Authorized Managing Officer	Pasig City, Metro Manila	
54	ST. TIMOTHY CONSTRUCTION CORPORATION	Authorized Managing Officer	Pasig City, Metro Manila	
55	SUPREME BUILDERS CONSTRUCTION & TRADING	Hubert Pizarro	Balanga City, Bataan	9771678216
56	VANS TURF CONSTRUCTION CORPORATION	Frederick L. I lagan	Parañaque City, Metro Manila	9154715736
57	VICTORIA BUILDERS AND TRADING	Bryan G. Zabala	Balanga City, Bataan	0917-576-0065
58	YELLOW GOLD CONSTRUCTION	Dante R. Manalaysay	Balanga City, Bataan	0920-970-4149
59	YELLOW GOLD CONSTRUCTION & KARPA BUILDING AND TRADING (JV)	Dante R. Manalaysay & Karl John B. Paguio	Balanga City, Bataan	0923-805-3314

Source: **Bids and Awards Committee (BAC)**

SEP2021/registered contractors

**Table 2.42**  
**List of Different Inland Resorts**  
*Province of Bataan*  
CY 2021

Name of Inland Resort	Location	Contact Person	Tel./Cel. Number
<b>Abucay</b>			
1 Summerfield Villa	Salian (Sitio Guiso), Abucay, Bataan	Jean Dianne A. Farolan	
2 Parkview Inland Resort	Omboy, Abucay, Bataan	Rossana M. Arante	
3 Bataan Greenhills Farm Resort	Calaylayan, Abucay, Bataan	Aurora Di. Niekamp	9202241383
4 Sitio Maryati Farm	Mabatang, Abucay, Bataan	Dominador C. Tancio, Jr	
5 Kaka Senen's Farm Resort	Mabatang, Abucay, Bataan	Estrella M. Tancio	616-1460
6 Villaflor Resort	Omboy (Balderia), Abucay, Bataan	Cherrelyn B. Valerio	9293964655
7 Raven Resort and Log Cabin	Gabon (Hiway), Abucay, Bataan	Kim P. Soriano	461-2429
8 Villa Amanda Resort & Restaurant	Capitangan, Abucay, Bataan	Amanda O. Dilig	6335388/612 0020
9 Pan Resort and Events Place Corp.	Capitangan, Abucay, Bataan	Gerry T. Labinghisa	612-1577
10 BALAI AMPARO RESORT	Salian(Daang Gumpay), Abucay, Bataan		
11 COUNTRY POOL VILLAS PRIVATE RESORT	Salian, Abucay, Bataan	Galvez, Rina A.	
12 YESHIA'S PRIVATE RESORT	Laon, Abucay, Bataan	Matawaran, Rosven Jr A.	09494466194
<b>Bagac</b>			
Rancho Bernardo	Ibis	Goldenluck Const. & Devt. Corp.	0961-588-1116
<b>City of Balanga</b>			
1 Jonah's Place & Inland Resort	Magnolia St.,Ibayo	Ariel G. Ilaya, M.D.	
2 La Vista Balanga Inland Resort	Roman Super Highway, Central	Crown Royale Hotel & Resort Corp.	237-1962/ 791-5359
3 Lola Hen Inland Resort	JP Rizal St.,Talisay	Elena B. Pizarro	237-1431
4 JVC Swimming Pool	Phase III,Talisay	Jose Santiago Jr.	
5 Vicarville Resort	Vicarville,Bagong Silang	Vicarville Resort	237-4010
<b>Dinalupihan</b>			
1 El Moyah Resort	Magsaysay	Cezar T. Tumali Sr.	

Name of Inland Resort	Location	Contact Person	Tel./Cel. Number
<b>Hermosa</b>			
1 Villa Agnes Family Resort	San Pedro	Agnes Javier	9186708648
2 Puntabelle Nature Resort & Farm Adventure Corp.	Mabiga	Evelyn Fajardi	9392845020
3 Inang Gaddi's Resort	San Pedro	Marilyn Gaddi	9165361215
4 Vantage Point Resort	Bamban	Renz Mountain Resort	9235647229
5 La Kristina's Paradise Resort	San Pedro	Ofelia Diego	491-1213
6 YJM Resort	Maite	Michael Espinosa	9293591698
7 Renz Mountain Resort	Bamban	Edna Batac	9173809445
8 Victoria's Secret Resort	Mabiga	Maria Victoria Llarina	9121325167
9 Greenview Resort	Mandama	Eleonor Jaring	9457747972
10 Arca Vista Farm Resort	Palihan	Arnel Cabilangan	9209161392
11 Ofelia's Resort	San Pedro, Hermosa	Diego, Juan Paolo Carredo	+6397553750 89
<b>Limay</b>			
1 Canlas Inland Resort & Store	Kinaragan, Duale	Edna R. Canlas	9152515385/ 9223124988
2 Diva's Resort	Sitio Kinaragan, Duale	Ma. Eleanor T. Diva	9494056734
3 Driller's Place Garden Resort	1083 Kinaragan, Duale	Jaime E. Munar	91999006414
4 Kenneth Inland Resort	Upper Duale	John Kenneth M. Marzan	9086844409
5 Mans Forest Inland Resort	Upper Duale	Nestor R. Manansala	9093375810
6 Mountain Resort	1151 Kinaragan, Duale	Len-Len C. Manalaysay	9999904739
7 Patrick's Private Pool	Upper Duale	Edgar Patrick L. Nicolas	9304590607
8 Rudsmar Bar & Restaurant	Reyes Subd., Reformista	Marjorie M. Labbuanan	9192096514
9 Rudy's Farm Resort	Upper Tundol, Reformista	Rodolfo T. Pasion	9193642766
10 UMM Resort and Lodge	Kinaragan St., Upper Duale	Erlinda M. Mangold	9195898403
11 IVORY RESORT	UPPER Duale, Limay, Bataan	MARZAN, IVORY	09087127551
12 STEVETH RESORT	1060 UPPER DUALE Duale, Limay, Bataan	MANALANSAN, ROGELIO	09217163010
13 CHELSEA'S RESORT	UPPER DUALE Duale, Limay, Bataan	LOBO, TERESITA	9184186087
<b>Mariveles</b>			
1 EBC Mini Resort	Porto Dei Soi, Barangay Balon Anito, Mariveles, Bataan	Emerald Cantela	9174319169
2 Lacelli Int`L. Corp.	Rainbow Village, Lucanin, Mariveles, Bataan		87826569
3 Monta Resort	Barangay Alas-Asin, Mariveles, Bataan	Rodrigo Monta	9222990452

Name of Inland Resort	Location	Contact Person	Tel./Cel. Number
4 Summerwind Family Resort	Hi-Way, Barangay Mt. View, Mariveles, Bataan	Reynaldo Mendoza	9212553584
5 Crizvi Resort	Porto Gate, Barangay Balon Anito, Mariveles, Bataan	Cristina Tamayo	612-1125
<b>Morong</b>			
1 Hana Natsu	Panibatuhan, Pob., Morong, Bataan	Evangeline Yonemura	9073397600
2 Vista Venice	Sitio Marucdoc, Brgy. Nag., Morong	Annabelle L. Gollon	9178325321
<b>Orani</b>			
1 Pine's Private Pool Rental		Perlita T. Rodriguez	
2 Victoria's Farm		Corazon D. Alipio	
3 Sangumay's Kanlungan and Natures Haven		Sangumay D. Anulacion	
4 Vista Tala Resort & Recreational Park Inc.		Vista Tala Resort & Recreational Park Inc. Jose P. Sioson/Charito L. Sioson	
5 Labina Resort		Reynaldo Fernandez	
6 Champagne Hall		Socorro S. Bongco	
7 Annjoline Resort		Socorro S. Bongco	
8 Vista Verde Farm Resort		Peninsula De Bataan Resort & Hotel Corp.	
9 Peninsula De Bataan Resort & Hotel Corp.			
10 LEVALOR PRIVATE RESORT	Tapulao Orani, Bataan		9187891466
11 VIRGINIA'S PRIVATE RESORT	Mulawin Orani, Bataan		9481539697
12 THE MAHOGANY HEALING FARM RESORT	TALAHIB Mulawin Orani, Bataan		9488857613
13 EREN PRIVATE RESORT	Mulawin Orani, Bataan		9272206797
14 RAINE'S PRIVATE RESORT	Mulawin Orani, Bataan		9125116964
15 VILLA ENCARNACION RESORT AND EVENTS PLACE CORP.	KAWAYAN Tugatog Orani, Bataan		
<b>Orion</b>			
1 Francisca's Inland Resort	Balagtas	Francisca de Guia	
2 Punta de Udyong Inland Resort	Balagtas	Hannah Lyn Cruz	
3 Villa Lourdes Mini-Resort	Sto. Domingo	Cesar Miguel	
4 Delta Farm Resort	Bilolo	Erlinda dela Rosa	
5 Alana's Resort	Sto. Domingo	Victorino Alarcon	
6 Villa Priscila Farm Resort	Bantan	Oscar Moreno	09052742004
7 Villa San Miguel Piscina Private	Sto. Domingo	Miguel Castillo Jr.	09176324363
8 Sadulo Resort	Wakas	Donald Mateo	09205538088
9 Arenas Events Place Rental	Balut	Ofelia Arenas	09064162749
<b>Pilar</b>			
1 BF Dizon Farm & Resort	Panilao, Pilar, Bataan	Norberto S. Dizon	09493578961
2 Quatro Bernardo Farm & Resort	Pantingan, Pilar, Bataan	Johny R. Bernardo	9326211930



Name of Inland Resort	Location	Contact Person	Tel./Cel. Number
3 Letty's Inland Resort	Bantan Munti, Pilar, Bataan	Ernesto B. Llamzon	
4 DELA FUENTE RESORT	BANTAN MUNTI, PILAR, BATAAN	DELA FUENTE, II, PAULO HIPOLITO	9176191262
5 LEFHERDS PRIVATE RESORT	NAGWALING, PILAR, BATAAN	RABAU LIMAN, LIBERTY AGUIRRE	
6 TEODORA'S RESORT	WAKAS SOUTH, PILAR, BATAAN	BALUYOT, RODOLFO MENTA	9166263368
7 BETTINA GWEN PRIVATE RESORT	BALUT 1, PILAR, BATAAN, BALUT I	TAMAYO JR., BUENAVENTURA MATITO	9199901146
<b>Samal</b>			
1 MEDICHI RESORT	San Juan, Samal, Bataan	Medina, Amado M.	0916-799-6001
2 LA HERMINIA ORCHARD	Lalawigan, Samal, Bataan	Saldevia, Anselma F.	0998-974-6764
3 ACL PARTY PLACE	Tabing-Ilog, Samal, Bataan	Diuco, Albert A.	0939-593-7029
4 MACALINAO GARDEN	Lalawigan, Samal, Bataan	Macalinao, Rafael P.	0906-260-1014
5 LOURDES FARM RESORT	San Juan, Samal, Bataan	Vargas, Elenita S.	0917-701-0426
6 CHALET ONE RESORT	Lalawigan, Samal, Bataan	Macaspac, Emmadeline F.	0939-105-1996
7 PARAN RESORT	Ibaba, Samal, Bataan	Dela Rosa, Gaudencio P.	0920-365-2240
8 Batol Paradise Resort	Lalawigan, Samal, Bataan	Batol, Francisco Jr. D.	0919-213-6202
9 VILLA BERNARDINO RESORT	San Juan, Samal, Bataan	Befetel, Ma. Theresa M.	612-2068
10 CHARLYN'S RESORT	Gugo, Samal, Bataan	Porcioncula, Albert Leandro B.	0928-503-0655
11 07S RESORT	San Juan, Samal, Bataan	Siasat, Aldrein Roi O.	0950-874-7981
12 LE PARADISO	Lalawigan, Samal, Bataan	Adraneda, Lutgarda P.	0917-276-0024
13 VANGIE'S RESORT	Ibaba, Samal, Bataan	Lopez, Evangeline A.	0995-461-7043
14 EGAY RESORT	IBABA, SAMAL, BATAAN	EDGARDO Y. DELA ROSA	0917-404-2971
15 PLACIDO BERDE PRIVATE RESORT	SAPA, SAMAL, BATAAN	LESLIE P. ENRIQUEZ	0926-324-0887
16 LOLITA'S RESORT	SAN JUAN, SAMAL, BATAAN	EVANGELINE G. BUENSUCESO	0908-786-6803
17 JUANITO RESORT	IBABA, SAMAL, BATAAN	JUANITO R. MEDINA	0919-902-7426
18 BALAY TAMAYO PRIVATE RESORT	GUGO, SAMAL, BATAAN	RIZALINA C. TAMAYO	0905-377-9562
19 JET RESORT	SAN JUAN, SAMAL, BATAAN	ARMANDO M. OCONER	0927-593-5718
20 LUCY'S RESORT	IBABA, SAMAL, BATAAN	MARK RENDELL B. BUGAY	0907-580-8859
21 MEMENG'S TREEHOUSE PRIVATE RESORT	LALAWIGAN, SAMAL, BATAAN	MARIA CRISTINA P. VILLEGAS	0999-884-1639
22 HIDE OUT PRIVATE RESORT	Sapa, Samal, Bataan	Carabeo, Nelson S.	0966-190-5370

Source: **C/MBPLO**

SEP2021/tourism\_inlandresort

**Table 2.43**  
**List of Different Accommodations**  
*Province of Bataan*  
CY 2021

Name of Accommodations	Location	Contact Person	Tel./Cel. Number
<b>Abucay</b>			
1 Gungab's Party Yard	Calaylayan(Yumol Subd.), Abucay, Bataan	Luz G. Gungab	920804948
2 Leyanne's Resthouse	Calaylayan(Faith Vill.), Abucay, Bataan	Raquel J. Hipolito	92701572185
3 Marimon Traveller's Place	Capitangan, Abucay, Bataan	Ma. Lina C. Vergara	
4 El Sembrador De Balanga Inc.	Laon, Abucay, Bataan	Antonio M. Quintos	237-3830
5 Raven Resort and Log Cabin	Gabon(Hiway), Abucay, Bataan	Kim P. Soriano	
6 Villa Amanda Resort & Restaurant	Capitangan, Abucay, Bataan	Amanda O. Dilig	461-2429
7 Pan Resort and Events Place Corp	Capitangan, Abucay, Bataan	Gerry T. Labinghisa	6335388/6120020
8 Brents Lodging Inn	Mabatang, Abucay, Bataan	Rossana M. Arante	
<b>Bagac</b>			
1 Sunrise Casilyn Cove	Banawang, Bagac, Bataan	Rosielyn L. David	0921-5077667
2 Salaman Beach Resort	Pag-asa, Bagac, Bataan	Ferdinand Tunguia	0905-3489961
3 Blacksand Beach Resort	Pag-asa, Bagac, Bataan	Myla Aglubat	0933-4506735
4 TRF Beach Resort	Saysain, Bagac, Bataan	Flaviano Victoriano	0920-2602746
5 Montemar Beach Club, Inc.	Pag-asa, Bagac, Bataan	Katrina P. Enrile	0946-558738
6 Nanay Linda's Place	Pag-asa, Bagac, Bataan	Erlinda Villanueva	0916-5016482
7 Soe Hae Beach Camp Resort	Banawang, Bagac, Bataan	Ronalisa B. Ebio	0917-2452544
8 Sun Moon Beach Resort	Pag-asa, Bagac, Bataan	Ernesto Del Rosario	
9 Marivent Resort & Hotel	Pag-asa, Bagac, Bataan		
10 Floen Beach Foundation, Inc.	Saysain, Bagac, Bataan	Gary Enriquez	0998-5438203
11 Sealine Beach Resort	Old Saysain, Saysain, Bagac, Bataan	Romeo De Leon Espino	0917-991-3082
12 Fajardo's Beach Resort Foundation	Pag-asa, Bagac, Bataan	Amando L. Fajardo Jr.	0912-4008031
13 Baciles Beach Front	Pag-asa, Bagac, Bataan	Ruth G. Baciles	0928-7715521
14 Bagac Bay Beach Resort	Pag-asa, Bagac, Bataan	Charito D. Fernandez	0918-9265023
15 Villa Maria Resort	Saysain, Bagac, Bataan	Marcos Galman	
16 NPC Hotel & Training Center	Bagumbayan, Bagac, Bataan	Wilfredo Trinidad	924-3544 loc.5710
17 Jimfel's Beach Resort	Saysain, Bagac, Bataan	Ofelia Vinas	
18 Cammy's Resort	saysain, Bagac, Bataan	Cecilia Mendoza	0906-2747593
19 CAPJ Beach Resort	saysain, Bagac, Bataan	Ruth N. Tumbaga	0995-4121669
20 Villa Dolores Beach Resort, Inc.	saysain, Bagac, Bataan	Ramon Sabella	0998-1641137
21 Morning Breeze Beach Resort	Pag-asa, Bagac, Bataan	Constancia A. Ricardo	0908-6744407
22 Dong Hae Beach Resort	Pag-asa, Bagac, Bataan	Sheryl Gadingan	0905-2453615

<b>Name of Accommodations</b>	<b>Location</b>	<b>Contact Person</b>	<b>Tel./Cel. Number</b>
23 Blue Wave Resort	saysain, Bagac, Bataan	Ronald Roberto	0932-9740963
24 Danlyn Beach Resort	saysain, Bagac, Bataan	Evangeline Rozal	0920-4487975
25 Castle Recreation & Beach Resort	saysain, Bagac, Bataan	Erlinda Castillo	0915-1209059
26 Vista Verge Inland Resort	A. Ricardo, Bagac, Bataan	Adelaida T. Magpantay	
27 White Sand Beach Resort	Pag-asa, Bagac, Bataan	Louisa Lolita Black	0997-6588458
28 Nanay Del's Beach Resort	Pag-asa, Bagac, Bataan	James Terre	0930-7253566
29 Riverview Beach Resort	saysain, Bagac, Bataan	Alfredo Biglang-awa	0917-5794416
30 Daddy's Place	Pag-asa, Bagac, Bataan	Nelia S. Duran	0910-6800521
31 Clear Water Beach Resort	Banawang, Bagac, Bataan	Rosanna R. Jimenez	0917-6949265
32 Rosalina 's Beach Front Resort	Old Saysain, Saysain, Bagac, Bataan	Kristel Ursulo Baciles	0915-593-4321
33 Rancho Bernardo	Ibis	Goldenluck Const. & Devt. Corp.	0961-588-1116
34 La Jolla Luxury Beach Resort	Banawang	Ronnie V. Del Rosario	0939-921-8681
<b>City of Balanga</b>			
1 Enriquez Hotel	4 Lanes,Tuyo	Alba V. Enriquez	
2 Crown Royale Hotel & Resort Corporation	Capitol Drive,San Jose	Crown Royale Hotel & Resort Corp.	237-1962
3 Elaiza's Hotel	Camacho St., Bagumbayan	Elaiza C. Vergara	047-4813748
4 GAP PLaza Hotel	Capitol Drive,San Jose	Gloria A. Uy	237-3775
5 Anton's Inn	Roman Hiway, Cupang Proper	Joseph Anthony R. Miranda	7271847
6 Hillside Garden Mansions	Roman Super Highway, Munting Batangas	LPM Management & Mktg. Corp.	237-1771
7 Elison Hotel	Aguirre St.,Poblacion	Nelson C. David	244-4170
8 FAV Hotel & Boutique	Market Site,San Jose	Sheila Ann F. Valdecañas	
9 D' Samat Hotel	Camacho St., Poblacion	Teresita D. Diaz	237-3869
10 The Plaza Hotel Balanga City Inc.	J.P. Rizal,Poblacion	The Plaza Hotel Balanga City Inc.	
11 A & G Transient House	Lerma, Ibayo	Jose R. Alonzo	9206153988
12 STF Dormitory and Commercial Space	Capinpin St., San Jose	Teresita C. Field	9215200790
13 Dela Merced Apartelle	Masagana A, Central	Anunciata DM. Mendoza	9562309533
14 Best fanny Lodging House	Market Site, San Jose	Eleonor M. Tuazon	9994000319
15 GRAND PENINSULA SUITES	691 Chico St, Doña Francisca	Roberto P. Enriquez	9053152960
16 Dennito Hotel & Property Management Inc.	Roman Super Highway, Cupang Proper	Dennito Hotel & Property Management Inc.	9499970828
<b>Hermosa</b>			
1 Villa Hermosa	Sto. Cristo, Hermosa, Bataan	Herminia Roman	9123965251
2 Le Rasso Travel Lodge	Culis, Hermosa, Bat.	Raul Dela Fuente	9303392274
3 Lorie's Apartelle	Mambog, Hermosa, Bat.	Lorinda Tapang	9283857806

Name of Accommodations	Location	Contact Person	Tel./Cel. Number
4 PJ's Food Place	Culis, Hermosa, Bat.	Philip John Alfarero	9175089809
5 Puntabelle Nature Resort	Mabiga, Hemosa, Bataan	Evelyn Fajardo	9392845020
6 Mercy Lodge	Culis, Hermosa, Bataan	Philip John Alfarero	9175089809
<b>Limay</b>			
1 3D & 3M Reyes Apartment	114 & 739 Isidro Subdivision Bo. Luz	Danilo R. Reyes	6339446
2 Afra Manor Apartment	Malvar St. Poblacion	Mario T. Cruz	
3 Alberto I. Enriquez Lodge	Hi-way Tundol Reformista	Alberto I. Enriquez	9126819174
4 Alberto I. Enriquez Pension House	Hi-way Tundol Reformista	Alberto I. Enriquez	2372343
5 Almer's Building	National Road, Bernabe Subd. SF 1	Maureen Joy P. Hernandez	9064533225
6 Ambrocio Space Rental	National Road, Bernabe Subd. SF 1 Manuel P. Ambrocio		
7 Amor Quitaleg Apartment	Delos Reyes St. Townsite	Amor P. Quitaleg	9284312176
8 AP Cervantes Apartment	National Rd. Kitang I	Alex P. Cervantes	9085968189
9 Apart. Rental-Lee Elen C.	Bernabe Subd. SF 1	Lee Ellen C. Barrantes	
10 ARA Space Rental	Nationa Road, Reformista	Agnes R. Andres	9201589406
11 Arlene Apartment	Roxas St., Kitang I	Arnolin P. Ambrocio	9982906692
12 Aurora Commercial Store	Nat'l. Road, Reformista	Shirley G. Cruz	9162235776
13 AVA Building	Roman Hi-way Isidro Subd. Duale	Victorino S. Cruz	9478915193
14 Avelina Building	Buena Casa Subd., Reformista	Rencita F. Garcia	9178120486
15 Balmar Building	De Ocampo St., Townsite	Luz M. Balmaceda	9483790442
16 Bilugan's Apartment	Romero St.,Townsite	Renato B. Bilugan	9156193026
17 Borbe's Property REntal	Fernando St.,Tundol Reformista	Alfredo C. Borbe	2444360
18 C.I. Mariano Apartment	Villa Leonor, Kitang 1	Imelda M. Cardenas	9107745315
19 Cabaces Building	National Rd., Townsite	Eduardo B. Cabaces	9391994556
20 Caranzo Real Estate Lessor	Sea Breeze SF II	Maria Doreen C. Caranzo	912100223
21 Caranzo Real Estate Lessor	Tundol, Reformista	Maria Doreen C. Caranzo	912100223
22 Ceramista Arcade	Donna Avenue Reformista	Jessie R. dela Cruz	6339271
23 CFK House Rental	Garcia Subd. Bo. Luz Kitang II	Catherine A. Dungo	9182694908
24 Charllyn's Apartment	Kitang I, Limay,Bataan	Albert Leandro B. Porcioncula	9088744802
25 Cornejo Apartment	Primero Subd. Tundol, Reformista	Charito S. Cornejo	9193170436
26 Cruper Apartment	Baluyot Subd. Reformista	Edgardo T. Cruz	
27 Cruz Fernando Apartment	De Ocampo St., Townsite	Edna C. Fernando	
28 Danilo B. Gutierrez Apart.	112 Malvar St., Poblacion	Danilo B. Gutierrez	
29 De Luna Areja Residences	Juntura St. Tundol, Reformista	Evelyn A. de Luna	9193420946
30 Deneyl Room Space Rental	National Rd. Bo. Luz	Maribeth D. Martinez	9202045767

<b>Name of Accommodations</b>	<b>Location</b>	<b>Contact Person</b>	<b>Tel./Cel. Number</b>
31 Denluz Apartment	Macopa St., Landing, Limay	Edward S. Agbayani	9281968108
32 Denluz Apartment(Kitang Branch)	20 Magsaysay St. Kitang I	Edward S. Agbayani	9281968108
33 Dithjun House Rental	756 Malvar St. Reformista	Florencio F. Gotoman Jr.	
34 EL Bautista Building	National Road, Townsite	Exequiel Bautista	2445311
35 EMC Space Rental	San Francisco de Asis I	Emmanuel M. Cornejo	9279314603
36 Erichjosh Residential Apartment	Baluyot Subd. Reformista	Nova A. Calma	9216282348
37 Ernani's Apartment	Juntura St. Tundol, Reformista	Jeannie C. Banzuelo	9083975759
38 Ethan Properties	Baluyot Subd. Reformista	Eduardo D. Capili	4975059
39 Felino M. Orcena Building	Duale, Limay	Felino M. Garcia	
40 FOD Corporation	Acacia Executive House Kitang 2	Sang Woo Lee	9209547015
41 Frenssol Apartment	Silverland Home Phase 2, Duale	Essolani N. Habig	9209109586
42 G & C Apartment	Bernabe Subd. SF 1	Gelacio G. Cruz	
43 Gabriel's Apartment	M. Baluyot Subd. Reformista	Romalyn G. Villar	9471138416
44 Gina &Lety House Rental	Lower Tundol, Reformista	Leticia O. Lopez	9206448876
45 Glory's Apartment	Calma St., Bernabe Subd. SFI	Gloria G. Tallado	2445207
46 Hammers Stall Rental	Baluyot Subd. Reformista	Rolando A. Hammer	928802100
47 Hansfaith Apartment	REformista, Limay	Chona B. Cadiente	9296779755
48 Heart's Apartment	St. Francis Village 1, Duale	Marilou S. Parcon	
49 House for Rent	Roxas St., Kitang I	Estrelita D. Soliman	2438211
50 House for Rent	National Road, Bo. Luz	Hilaria B. Zulueta	9497600752
51 House for Rent	Bacong, SF II	Hilaria B. Zulueta	9497600752
52 House for Rent	Marsteel, Bo.Luz	Hilaria B. Zulueta	9497600752
53 Househunter Space Rental	Aroma St. Kitang I	Edna Binkowski	9288716340
54 Ibanez Space Rental	Hitolio C. Ibanez	Roman Super Hi-way Townsite	
55 Initorio Property Rental	Izareena Mae B. Initorio	Reyes Subd. Reformista	
56 Irene Building	Tundol, Reformista	Rodolfo G. Bongco	
57 Jeetendra's Apartment	National Road, Townsite	Maria Elisa C. Bhavnani	9178084614
58 Jim Paulo L. Go Space Rental	Roman Hi-way Tundol Reformista	Jim Paulo L. Go	9081443424
59 Jucit Apartment	Villa Leonor, Kitang 1	Felicitas T. Manuel	
60 Kevziah Apartment	Baluyot Subd. Reformista	Sarah V. David	
61 Kulapu's Space Rental	Baluyot Subd. Reformista	Romano M. Mariano	9473335348
62 Kulbir Apartment	Bernabe Subd. SF 1	Nancy C. Singh Shah	9175117812
63 L.R.Cortez Apartment Rental	National Road, Reformista	Laura R. Cortez	
64 LC Landicho's Apartment	Del Rosario St., Townsite	Librada C. Landicho	
65 Lucio Cabreta Building	National Road, Townsite	Emerlinda C. Lucio	2445768
66 M.C. Angeles Space Rental	Pag-Asa St. Lamao	Miriam C. Angeles	9167997413

<b>Name of Accommodations</b>	<b>Location</b>	<b>Contact Person</b>	<b>Tel./Cel. Number</b>
67 Ma. Minerva D. Lopez Dee House Rental	Bernabe Subd. SF 1	Ma. Minerva Lopez-Dee	9054172370
68 Manieda Building	PEXSite, Lamao	Winy P. Manieda	
69 Mapil Park Hotel	Sea Breeze SF II	Maria Doreen C. Caranzo	
70 Marinel's Apartment	Lower Duale, Limay	Marilou C. Cruz	9991349275
71 Marteja Residence for Rent	De Ocampo St., Townsite	Erlinda R. Marteja	
72 Mine's Apartment	Ipil St. Kitang I	Diosdado C. Minas	9162779352
73 Nikee Space Rental	De Ocampo St., Townsite	Nikee I. Reyes	9175526253
74 Noble's Commercial Place	Buena Casa Subd., Reformista	Edessa N. Initorio	9286221929
75 Noemi Z. Capulong Apartment	Tundol, Reformista	Noemi Z. Capulong	
76 Nora Apartment	Enriquez St., Townsite	Leonora D. Mendoza	9285024479
77 Nora Apartment (Space Rental)	Enriquez St., Townsite	Leonora D. Mendoza	9285024479
78 N's Sunset Beach Rest House	Bo. Luz, Limay	Marianito D. Roque	2444416
79 Pasion Apartment	Baluyot Subd. Reformista	Rhea L. Pasion	9193642766
80 Peñafrancia Building	National Road, Townsite	Peñafrancia Gabriel	
81 Peñafrancia Lot Rental	Sitio Peas, Duale, Limay	Peñafrancia Gabriel	
82 PES Ventures	National Road, Reformista	Pedro E. Salvador	2447670
83 Queen's Row Building	National Road, Townsite	Maria Lynne V. Magtanong	6339246
84 Quinto Apartment	Primero Subd. Tundol, Reformista	Danilo D. Quinto	9106891967
85 R & R Building	National Road, Poblacion	Carmelita R. Racion	
86 R.A. Francisco Building	National Road, Townsite	Richard A. Francisco	9214390976
87 Recuelo Apartment	Macopa St., Landing, Limay	Elsa A. REcuelo	9184979923
88 Reyes Mercado Space Rental	National Road, Kitang I	Ma. Isabel R. Mercado	
89 Reylet Apartment	Sampaloc St., Landing	Reynaldo C. Morales	9217327068
90 RF Argonza Apartment	Nat'l. Road, Reformista	Ricardo F. Argonza	
91 Ricky's Apartment	Reyes Subd., Reformista	Maribel D. Garcia	9194711431
92 RML Apartment	Rosal St., Alangan	Lorena T. Conejos	
93 RMR Building	Reformista, Limay	Ernesto A. Guisama	9197782282
94 Roberto's Space Rental	National Rd., St. Francis I	Charisma C. Roberto	9494449896
95 Roger's Apartment	Tundol Hi-way Reformista	Rogelio P. Desamito	9163331555
96 Russel Bagtas House Rental	0142 Villa Franca, De Ocampo St.	Russel L. Bagtas	9093089642
97 S.S. Pangilinan Space Rental	0348 Nat'l. Rd. Townsite	Sixto S. Pangilinan	244-7189
98 Santiago Apartment	Juntura St., Malvar Reformista	Maria Luisa A. Santiago	6339298/09276 672786
99 Shar-Nie's Apartment	Isidro Subd., Bo. Luz	Eduardo D. Bugay	244-7178/ 9178079198
100 Sillana-Cruz Apartment	Tundol Reformista	Imelda C. Sillana	
101 SJC Apartment	002 Gemini St., St.Francis I	Leah Lynn M. Brooks	
102 Soberano Apartment	Lower Tundol, Reformista	Cherry Soberano	9194996819

Name of Accommodations	Location	Contact Person	Tel./Cel. Number
103 Soberano Space Rental	National Rd., Townsite	Cherry Soberano	9194996819
104 Sta. Rita Apartment	Progreso Cor. Malvar St., Poblacion	Ma. Rita Antonia M. Manalaotao	9162397732
105 Sumague Apartment	645 Lower Tundol, Reformista	Analie P. Sumague	9283627493
106 Tayag's Apartment	Nat'l. Road Reformista	Dennis Tayag	
107 Tigas Building	Nat'l. Road Townsite	Zenaida E. Tigas	
108 UMM Resort and Lodge	Kinaragan St., Upper Duale	Erlina M. Mangold	9195898403
109 V.P. Roque Construction Corp. (Space Rental)	c/o Roque Shell Station, Lamao	Virgilio P. Roque	244-7402
110 Venzon Apartment	Lower Tundol, Reformista	Evelyn C. Venzon	9206448876
111 Wendel Apartment	N.C. David, Townsite	Adelina Tapat	9105979007
112 Winy's Space Rental	Pexsite Lamao	Winy P. Manieda	
113 Yo-Al's Apartelle	P. signio St., Lamao	Aileen D. Dalida	9283880636
114 ZNR House Rental	0652 J. Romero St., Townsite	Zenaida N. Rubiano	9287891160
115 V AND G SUITES	768 ROMAN HIGHWAY Reformista, Limay, Bataan	VILLEROZ, ROSARIO	047-613-5855, none
116 RUDSMAR TRAVELLERS INN	0405 ROMAN HIGHWAY Reformista, Limay, Bataan	LABBUANAN, MARJORIE	9175247272
117 NEST-VILLE LODGING HOUSE	DE OCAMPO ST. Townsite, Limay, Bataan	VILLEROZ, CHRISTOPHER	0999-015-0096
118 RAMWAJO'S HOTEL & FUNCTION HALL	NATIONAL ROAD Kitang I, Limay, Bataan	VALERIANO, MARILOU	047 612-0103, 09756635880
<b>Mariveles</b>			
1 ROMME LODGE AND SPACE RENTAL	272 NATIONAL ROAD, BALON ANITO, MARIVELES, BATAAN	MARY ROSE L. AVILA	9282837080
2 VILLA FLORENTINA LODGE	BARANGAY ALAS-ASIN, MARIVELES, BATAAN	FREIN JARANE CASTANEDA	0917-741-2881
3 ROMALAINÉ TRAVELER'S INN	BARANGAY ALAS-ASIN, MARIVELES, BATAAN	LENI LAZO	9229494511
4 GRACENIL TRAVELS INN	SITIO BAYANGIN, BARANGAY ALAS-ASIN, MARIVELES, BATAAN	LYNIE G. ALAMAG	9204837008
5 MINERVA'S APARTELLE	BLK 10, LOT 476, YRAOLA ST., BARANGAY SAN ISIDRO, MARIVELES, BATAAN	VEELINDA GUTIERREZ	9613445396
6 TALAIN TRAVELLERS LODGE	NATIONAL ROAD, BARANGAY BALON ANITO, MARIVELES, BATAAN	DENNEB GONZALES	935-4853
7 MATALA TRAVELERS LODGE	ROMAN HIGHWAY, BARANGAY ALAS-ASIN, MARIVELES, BATAAN	GLENDA GIMENO	9350928
8 DUDICE TRAVELERS INN	ROMAN HIGHWAY, BARANGAY ALAS-ASIN, MARIVELES, BATAAN	MICHAEL HERNANDEZ	9108160599
9 MARGIE'S PLACE AND COFFEE SHOP INC.	PORTO CIRCLE, BARANGAY BALON ANITO, MARIVELES, BATAAN	MARGIE DOMINGUEZ	9328530538
10 VIRGINIA'S TRAVELLERS INN	UPPER BARANGAY IPAG, MARIVELES, BATAAN		9128524729
11 MARLO'S APARTELLE	CENTRO II, BARANGAY BATANGAS II, MARIVELES, BATAAN		9999954275
12 MT. TARAK GUEST HOUSE & RESTAURANT, INC.	MAAP ROAD, BARANGAY ALAS-ASIN, MARIVELES, BATAAN	THELMA CAAG	612-1093/935-4066
13 BAYWALK'S LODGE	CONCEPCION ST., BARANGAY POBLACION, MARIVELES, BATAAN	REGINITA A. REGLOS	9179458543

Name of Accommodations	Location	Contact Person	Tel./Cel. Number
14 A & EVT LODGE	BARANGAY SAN ISIDRO, MARIVELES, BATAAN	EUFEMIA TAFALLA	935-6954
15 BVT TRAVELLER'S LODGE	ROMAN HIGHWAY, BARANGAY TOWNSITE, MARIVELES, BATAAN	BRIAN V. TORREVILLAS	0910-616-9277
16 VIEWDECK TRAVELLERS PLACE	525 ROSAL ST., BARANGAY SISIMAN, MARIVELES, BATAAN	DANTE VERSOZA JR.	9060810800
17 RHEMA BUDGETEL & RECREATION SERVICES	LAKANDULA ST., BARANGAY POBLACION, MARIVELES, BATAAN	JASMINE KOTT KELLY G. DE LEON	935-2137
18 LAS VEGAS HOTEL	BARANGAY MT. VIEW, MARIVELES, BATAAN	CORAZON LAZO	9186398320
19 TALAGA LODGE	UPPER PUROK 6, BARANGAY IPAG, MARIVELES, BATAAN	MARIMEL LOPEZ	9229494511
20 M-CAR JAM SQUARE AND LODGING	BAGONG SILANG, BARANGAY ALAS-ASIN, MARIVELES, BATAAN	RAUL OMBAO	9165211297
21 D'SQUARE GUEST HOUSE	DANIEL & DANICA OMBAO BLDG. DONA NENE, BARANGAY ALAS-ASIN, MARIVELES, BATAAN		935-5708
<b>Morong</b>			
1 The SEASIDE VILLAS @ A. C.	Bauhinia Place, Sabang Mor., Bat.	Jumel C. Zita	9778110524
2 The SEA BREEZE VERANDAS @ A. C.	Bauhinia Place, Sabang, Mor., Bat.	Ryan C. Bañarez	9778110524
3 The SEASCAPE RIDGE @ A. C. HOA, Inc.	Bauhinia Place, Sabang, Mor., Bat.	Jumel C. Zita	9778110524
4 The NEIGHBORHOODS @ A. C. HOA, Inc.	Sabang, Morong, Bataan	Jay Christopher N. Tongol	
5 Sea Breeze Veranda's @ A. C.	Anvaya Cove, Brgy. Sabang	Engr. Ryan C. Bañares	0977-811-0524
6 ANVAYA COVE GOLF & SPORTS CLUB, Inc.	Anvaya Cove, Sabang, Morong	AC Golf & Sports Club, Inc.	7875261000
7 CHECA MOUNTVIEW HOTEL	Bernabe III, Brgy. Bin., Morong	Lilian dL. Checa	9178163029
8 CRISOSTOMO CONDO UNIT Rental	Anvaya Cove, Sabang, Morong	Cristino C. Crisostomo	
9 PATRIA's Vacation House	Panibatuhan, Morong, Bataan	Patria P. Cuadra	0933-864-8055
<b>Orani</b>			
1 Duyan Pension House		Federico C. Pascual	
2 Tanawin Bed and Breakfast		Felicitto C. Payumo	
3 Belsera's Country Inn		Melita M. Tanjutco	
4 Bataan Travelodge		Pagasa E. Pascual	
5 JBC's Inn.		Josefina C. Ignacio	
6 Maharlika Viewlodge		Gioia Dorothy Q. Visda	
7 Vista Tala Resort & Recreational Park Inc.		Vista Tala Resort & Recreational Park Inc.	
8 Peninsula De Bataan Resort & Hotel Corp.		Peninsula De Bataan Resort & Hotel Corp.	
9 ASP BED AND BREAKFAST, INC.	Tala Orani, Bataan		9178510000
10 PEP TRAVELLERS INN	Mulawin Orani, Bataan		9209061278
11 TAMPAY RESIDENCE INN	Tala Orani, Bataan		9989820609
<b>Orion</b>			
1 PMJ Hotel	Puting Buhangin	Marilou Valeriano	



Name of Accommodations	Location	Contact Person	Tel./Cel. Number
<b>Pilar</b>			
1 Ronakiel Traveller's Inn	Alauli, Pilar, Bataan	Fredmore D. Bautista	
2 Marian & Eddie Hotel	Sta. Rosa, Pilar, Bataan	Eduardo G. Alba	
3 Nolette Hotel & Lodge Inn	Panilao, Pilar, Bataan	Leticia C. Gatdula	633-5296
4 Ligaya Hotel	Sta. Rosa, Pilar, Bataan	Erlinda P. Nuestro	
5 MVM Lodge	Panilao, Pilar, Bataan	Mario L. Villegas	9283886267

Source: **C/MBPLO**

SEP2021/tourism\_accom

**Table 2.44**  
**List of Different Beach Resort**  
*Province of Bataan*  
CY 2021

<b>Name of Beach Resort</b>	<b>Location</b>	<b>Contact Person</b>	<b>Tel. Number</b>
<b>Bagac</b>			
1 Sunrise Casilyn Cove	Banawang, Bagac, Bataan	Rosielyn L. David	0921-5077667
2 Salaman Beach Resort	Pag-asa, Bagac, Bataan	Ferdinand Tunguia	0905-3489961
3 Blacksand Beach Resort	Pag-asa, Bagac, Bataan	Myla Aglubat	0933-4506735
4 TRF Beach Resort	Saysain, Bagac, Bataan	Flaviano Victoriano	0920-2602746
5 Montemar Beach Club, Inc.	Pag-asa, Bagac, Bataan	Katrina P. Enrile	0946-558738
6 Nanay Linda's Place	Pag-asa, Bagac, Bataan	Erlinda Villanueva	0916-5016482
7 Soe Hae Beach Camp Resort	Banawang, Bagac, Bataan	Ronalisa B. Ebio	0917-2452544
8 Sun Moon Beach Resort	Pag-asa, Bagac, Bataan	Ernesto Del Rosario	
9 Marivent Resort & Hotel	Pag-asa, Bagac, Bataan		0977-831-7695
10 Floen Beach Foundation, Inc.	Saysain, Bagac, Bataan	Gary Enriquez	0998-5438203
11 Sealine Beach Resort	Old Saysain, Saysain, Bagac, Bataan	Romeo De Leon Espino	0917-991-3082
12 Fajardo's Beach Resort Foundation	Pag-asa, Bagac, Bataan	Amando L. Fajardo Jr.	0912-4008031
13 Baciles Beach Front	Pag-asa, Bagac, Bataan	Ruth G. Baciles	0928-7715521
14 Bagac Bay Beach Resort	Pag-asa, Bagac, Bataan	Charito D. Fernandez	0918-9265023
15 Villa Maria Resort	Saysain, Bagac, Bataan	Marcos Galman	
16 NPC Hotel & Training Center	Bagumbayan, Bagac, Bataan	Wilfredo Trinidad	924-3544 loc.5710
17 Jimfel's Beach Resort	Saysain, Bagac, Bataan	Ofelia Vinas	
18 Cammy's Resort	Saysain, Bagac, Bataan	Cecilia Mendoza	0906-2747593
19 CAPJ Beach Resort	Saysain, Bagac, Bataan	Ruth N. Tumbaga	0995-4121669
20 Villa Dolores Beach Resort, Inc.	Saysain, Bagac, Bataan	Ramon Sabella	0998-1641137
21 Morning Breeze Beach Resort	Saysain, Bagac, Bataan	Constancia A. Ricardo	0908-6744407
22 Dong Hae Beach Resort	Saysain, Bagac, Bataan	Sheryl Gadingan	0905-2453615
23 Blue Wave Resort	Saysain, Bagac, Bataan	Ronald Roberto	0932-9740963
24 Danlyn Beach Resort	Saysain, Bagac, Bataan	Evangeline Rozal	0920-4487975
25 Castle Recreation & Beach Resort	Saysain, Bagac, Bataan	Erlinda Castillo	0915-1209059
26 Vista Verge Inland Resort	A. Ricardo, Bagac, Bataan	Adelaida T. Magpantay	
27 White Sand Beach Resort	Pag-asa, Bagac, Bataan	Louisa Lolita Black	0997-6588458
28 Nanay Del's Beach Resort	Pag-asa, Bagac, Bataan	James Terre	0930-7253566

Name of Beach Resort	Location	Contact Person	Tel. Number
29 Riverview Beach Resort	Saysain, Bagac, Bataan	Alfredo Biglang-awa	0917-5794416
30 Daddy's Place	Pag-asa, Bagac, Bataan	Nelia S. Duran	0910-6800521
31 Clear Water Beach Resort	Banawang, Bagac, Bataan	Rosanna R. Jimenez	0917-6949265
32 Rosalina 's Beach Front Resort	Old Saysain, Saysain, Bagac, Bataan	Kristel Ursulo Baciles	0915-593-4321
33 La Jolla Luxury Beach Resort	Banawang	Ronnie V. Del Rosario	0939-921-8681
34 Lumiere Beach Resort	Old Saysain	Anita B. Bat-og	0917-103-4263
35 Biglang awa Beach Resort	Old Saysain	Gian Carlo Siojo Biglang Awa	0977-738-6428
<b>Mariveles</b>			
1 Claubel Beach Resort	Porto, Balon Anito, Mairveles, Bataan	Maribeth Sandoval	9973109630
2 Earth & Shore Leisure Communities Corp.	Barangay Biaan, Mariveles, Bataan	Marilen Panlilio	9173431453
3 Camaya Coast			
<b>Morong</b>			
1 ADOCES Beach Resort	Brgy. Nag., Morong, Bataan	Manalo, Adoracion	
2 ALPINA Beach Resort	Panibatuhan, Pob., Morong, Bat.	Pineda, Alexander H.	9175114124
3 ALPINA DOS Beach Resort	Panibatuhan, Pob., Morong, Bat.	Pineda, Alexander H.	9175114124
4 AMONG PULO COVE Beach Resort	Sitio Minanga, Morong, Bataan	Joseph Victor G. Joaquin	9175331001
5 APILADO Beach House	Fuerte, Pob., Morong, Bataan	Neriza P. Apilado	9306352798
6 APOLO Beach Resort	Crossing, Pob., Morong, Bat.	Benjamin C. Apolo, Jr.	9178237997
7 APLAYA SOL Y MAR	Sitio Minanga, Morong, Bataan	Feliciano, Catalina C.	94669626950
8 AVELL's Beach Resort	Lingating, Pob., Morong, Bat.	Virgilio O. Lleva	9183109171
9 BALAY DEL MAR	Brgy. Nag., Morong, Bataan	Ramirez, Josefino	
10 BANTAY PAWIKAN, Inc.	Brgy. Nag., Morong, Bataan	Valdez, Leonida T.	9995132455
11 BATAAN WHITE CORALS	Panibatuhan, Pob., Morong, Bat.	Simbulan, Rolando A.	9399164398
12 BDC Space Rental	Panibatuhan, Pob., Morong, Bat.	Cabantog, Bernardo M.	9451152061
13 BENISA Beach Resort	Panibatuhan, Pob., Morong, Bat.	Ruiz, Benedicto G.	9227998528
14 BLU VALI Beach Resort	Panibatuhan, Pob., Morong, Bat.	Carpio, Sheena Mae dP.	
15 BLUE TURTLE COVE Beach Resort	Kissin, Brgy. Mabayo, Morong,	Mark S. Dayrit	9485982618
16 BONITO Beach Resort	Panibatuhan, Pob., Morong, Bat.	Gueco, Zenaida P.	9153167635
17 BONITO II Beach Resort	Panibatuhan, Pob., Morong, Bat.	Casiano, Anna Cristiana P.	9464100111
18 BRISA MARINA Beach Resort	Nagbalayong, Morong, Bat.	Marian Katrina H. Acosta	9778273327

<b>Name of Beach Resort</b>	<b>Location</b>	<b>Contact Person</b>	<b>Tel. Number</b>
19 BUCCO BALI Beach Resort	Brgy. Sabang, Morong, Bataan	Calimbas, Catalino A.	9209198230
20 CAELI SEA Resort	Crossing, Pob., Morong, Bat.	Sabino, Dorothy A.	9178469380
21 CASA PEPITO Beach Resort	Prk. 5, Brgy. Nag, Morong, Bataan	Cabral, Vicky B.	
22 CASA TRIAS Beach Resort	Strand, Nag., Morong, Bataan	Galang, Christian Niño S.	9175175399
23 CHECA MOUNTVIEW Hotel	Bernabe III, Bin., Morong, Bataan	Checa, Lilian dL.	9178169029
24 CMTS Beach Resort	Strand, Mariposa St., Nag., Morong	Myrna dR. Burdon	9453454828
25 COASTAL ESCAPE Resort	Crossing, Pob., Morong, Bat.	Kelly, Fatima A.	9087574088
26 CORAL VIEW Beach Resort	Panibatuhan, Pob., Morong, Bat.	Jayme Luis R. Pineda	9128234779
27 CRYSTAL ROCK Beach Resort	Fuerte, Pob., Morong, Bataan	Mercedita P. DeCastro	9081889651
28 EAST WEST Beach Resort	Crossing, Pob., Morong, Bat.	Santos, Gerardo M.	9196440870
29 EJR BATIS Beach Resort	Crossing, Pob., Morong, Bat.	Expedito A. Bautista	9175000564
30 ELISHA BLUE WAVE Beach Resort	Sitio Minanga, Morong, Bataan	Samonte, Marissa U.	9127577452
31 Elizabeth Resort	Nagbalayong, Morong, Bat.	Velasco, Elizabeth	9489664259
32 EVA's PARADISE Beach	Crossing, Pob., Morong, Bat.	Jaime D. De Leon Jr.	9954666935
33 FINE SAND Beach Resort	Crossing, Brgy. Nag., Morong, Bataan	Karaan, Igliceria D.	9189023936
34 FOUR SEAS Beach Resort	Panibatuhan, Pob., Morong, Bat.	Cezar P. Bustamante	9208618790
35 FUERTE's COZY BAY Beach	Fuerte, Pob., Morong, Bataan	Cruz, Clemente S.	
36 GAN SO Beach Resort	Crossing, Pob., Morong, Bat.	Samuel Gan So Nasis	9178906698
37 GOLD COAST MARINA Beach Resort	Crossing, Pob., Morong, Bat.	Jomar dR. Andalecio	9508821331
38 HANA NATSU Beach & Hotel	Panibatuhan, Pob., Morong, Bat.	Yonemura, Evangeline R.	
39 HANA NATSU Resorts Pool	Panibatuhan, Pob., Morong, Bat.	Evangeline R. Yonemura	9073397600
40 HOTEL BRIZO Beach Resort	Panibatuhan, Pob., Morong, Bat.	Jaworski, Robert, Jr. B.	9279744203
41 I CAMP Beach Resort	Crossing, Pob., Morong, Bat.	Jerry J. Cuapingco	9178324700
42 ISLAND WATERS Beach	Crossing, Pob., Morong, Bat.	Wendell Songuad	9283566214
43 JET COAST Beach Resort	Crossing, Pob., Morong, Bat.	Elenita S. Torres	9434275122
44 J JAY's Beach Resort	Crossing, Pob., Morong, Bat.	Jerson L. Garcia, Jr.	9192511134
45 JOYFUL Beach Resort	Crossing, Pob., Morong, Bat.	Cuizon, Susan A.	
46 JUJU Beach Resort	L2212 D, The STRAND, Brgy. Nag.	Vega, Martin Jose C.	9260559179
47 JUNESS Beach Resort	Nagbalayong, Morong, Bat.	Ciruela, Karla Marijane M.	9159344780
48 LA CIARRA Beach Resort	Panibatuhan, Nag., Morong, Bat.	De Leon, Rian G.	9062166351
49 LA FREZA GOLD	Crossing, Pob., Morong, Bat.	Medina, Milagros G.	9988616822
50 LA FUERTE Beach Resort	Fuerte, Pob., Morong, Bataan	Orbina, Delia D.	9177770690
51 LANDRINA ESCAPE	Landrina St., The Strand, Brgy. Nag.	Michelle F. Mascariñas	9178804464

Name of Beach Resort	Location	Contact Person	Tel. Number
52 LA OLA BAY Beach Resort	Lingating, Pob., Morong, Bat.	Calma, Edna D.	9062911219
53 LA PRIMERA PLAYA	Pamairan, Nag., Morong, Bat.	Pineda, Nestor H.	9179160468
54 LA PRIMERA PLAYA II	Pamairan, Nag., Morong, Bat.	Pineda, Nestor H.	
55 LEMARSJAY Beach Resort	Prk. 5, Brgy. Sabang, Morong, Bataan	Minerva A. Visitacion	9475244140
56 MANAGER's PLACE	Crossing, Pob., Morong, Bat.	Abella, Paz O.	9175100011
57 MANAGER's PLACE	Crossing, Nag., Morong, Bat.	Abella, Paz O.	9175100011
58 MARTINA's Beach Resort	Crossing, Pob., Morong, Bat.	Angel C. Velasco, Jr.	
59 MIAMI HEAT Beach Resort	Brgy. Nag., Morong, Bataan	Jimmy S. Bustamante	9178310434
60 MIRABELLE Beach Resort	Crossing, Pob., Morong, Bat.	Maribel M. Aguinaldo	9162590367
61 MIRABEL Beach Resort	Panibatuhan, Pob., Morong, Bat.	Manalo, Marian C.	
62 MORONG ROYALE Beach Resort, Inc.	Lot # 52, Fuerte, Brgy. Nag., Morong	Dizon, Antonio D.	9248990074
63 MORONG STAR Beach Resort	Panibatuhan, Pob., Morong, Bat.	Caroro, Gerry P.	9109693498
64 MUDRA Beach Resort	Crossing, Pob., Morong, Bat.	Esmeralda E. Aguinza	912132702
65 NEW Pearl of MORONG Beach Resort	J. Luna St., Brgy. Pob., Morong, Bataan	A & F Beach Resort Corp.	
66 OCM Beach Resort	Panibatuhan, Pob., Morong, Bat.	Mercado, Oscar C.	9166877228
67 PACIFIC SKY Beach	Fuerte, Pob., Morong, Bataan	Bacay, Arnaldo M.	9061741640
68 PAMARTA BALI Beach	Lot 3, Crossing, Morong, Bat.	Mirasol, Salvador G.	9367367542
69 PATRIA's Vacation House	Panibatuhan, Pob., Morong, Bataan	Patria P. Cuadra	930846684
70 PAUL's Beach Resort	Fuerte, Pob., Morong, Bataan	Floendo, Josefina P.	9773895113
71 PEARL of Morong Beach Resort	Crossing, Pob., Morong, Bat.	Muñoz, Luis	9178685962
72 PHI-PHI Beach Resort	Panibatuhan, Pob., Morong, Bat.	Pulumbarit, Maria Josefa P.	9178100241
73 MARKATE PICNIKAN	Kawit, Brgy. Bin., Morong, Bataan	Ma. Fe A. Castro	9127968635
74 PLAYA LA CALETA Beach Resort	Matikis, Brgy. Nag., Morong, Bataan	Teodoro N. Camacho	9178378575
75 PUESTA DEL SOL VILLAS	Strand., Nag., Morong, Bataan	Rogelio Ng So	9219498516
76 REYSAM SWEET WATER Beach Resort	Sitio Minanga, Morong, Bataan	Herrera, Renato E.	9050298711
77 RMSUMMIT, Inc..	Strand., Nag., Morong, Bataan	Michelle F. Mascariñas	
78 SEA & RIVER VIEW Resort & Hotel	J. Luna St., Brgy. Pob., Morong, Bataan	MITEMATE Corporation	
79 SERRANO Beachfront	The Strand, Brgy. Nag., Morong, Bataan	Angelito C. Serrano	9185054938
80 SONRISE SUNSET Beach Resort	Crossing, Pob., Morong, Bat.	Ma.Teresa U. Baluyut	9106327979
81 SOPHIA Beach Resort	Brgy. Nag., Morong, Bataan	Imelda S. Padmore	9565268558
82 SUBIC SWEET WATER Beach Resort	Sitio Minanga, Morong, Bataan	Gian Paolo Jose dela Concepcion	9182981078
83 SUN SEA MOON COVE Resort	Sitio Minanga, Morong, Bataan	Nestor S. Angeles	9175400110
84 SUNSET COVE Beach	Minanga, Brgy. Mabayo, Morong	Jimenez, Roberto G.	9285001132

	<b>Name of Beach Resort</b>	<b>Location</b>	<b>Contact Person</b>	<b>Tel. Number</b>
85	SUNSET SHORE VILLA Beach Resort	Panibatuhan, Pob., Morong, Bat.	Navarro, Diosdado R.	
86	SUNSET VIEW Beach Resort	Panibatuhan, Pob., Morong, Bat.	Gomez, Amando	9177244153
87	The FORT of MORONG Resort	Lingating, Pob., Morong, Bat.	Hipolito, Marc Leandro C.	9167405783
88	The WATERFRONT Beach	Crossing, Pob., Morong, Bat.	Japuz, Glenda L.	9176243190
89	VERDE AZUL Leisure Resort	Crossing, Pob., Morong, Bat.	Bersano, Gerlie B.	
90	VICTORIA VISTA Beach Resort	Malvar Ext., Brgy.Reform.Tundol,Limay	Flores, Lacky T..	9184680232
91	VISTA VENICE HIGHLAND	Marucdoc, Brgy. Nag., Morong	Gollon, Annabelle L.	9178325327
92	WEST NUK Beach	Fishlab, Napot Pt., Nag, Morong	Nat'l. Power Corp.	9245313
93	WEST WIND Beach	Brgy. Nag., Morong, Bataan	Aquino, Gilbert L.	9177074342
94	TWO SHARK Beach Resort	Sitio Minanga, Morong, Bataan	David, Nelson	
95	ANVAYA COVE BEACH AND NATURE CLUB INC.	Anvaya cove Brgy. Sabang Morong, Bataan		
96	VILLA DEL REY BEACH RESORT	PADI ST. NAGBALAYONG MORONG	DE LOS REYES, NENITA	
97	VIDA RESORT	PUROK 5 SABANG MORONG, BATAAN	TRANATE, MARIA LOURDES	
98	A & F BEACH RESORT	CROSSING NAGBALAYONG MORONG	MUNOZ, LUIS	
99	The WATERFRONT Beach Resort	Brgy. Nag., Morong, Bat.	Glenda L. Japuz	9176242297

Source: C/MBPLO

SEP2021/tourism\_beachresort

# E. Tourism

**Table 2.45**  
**Feast Day and Patron Saints**  
*Province of Bataan*

<b>Barangay</b>	<b>Patron Saint</b>	<b>Feast Day</b>
<b>ABUCAY</b>	<b>St. Dominic</b>	<b>August 8</b>
Bangkal	St. Martin de Porres	November 3
Calaylayan	St. Isidore the Laborer	May 15
Capitangan	St. Andrew	November 30
Gabon	St. Lourdes	February 12
Laon	St. Dominic	August 8
Mabatang	St. Antonine of Florence	May 10
Omboy	St. Dominic	August 8
Salian	St. Peter of Verona	April 29
Wawa	St. Dominic	August 8
<b>BAGAC</b>	<b>Sta. Catarina de Alexandria</b>	<b>November 25</b>
Bagumbayan	San Lorenzo Ruiz	September 28
Banawang	St. Michael Archangel	September 29
Binuangan	Immaculate Concepcion	December 8
Binukawan	St. Stephen	December 26
Ibaba	St. Valentine	February 14
Ibis	Our Lady of Fatima	May 12
Pagasa	San Rafael	September 29
Parang	St Francis Xavier de Assissi	December 3
Paysawan	Our Lady of Lourdes	February 11
Quinawan	San Isidro Labrador	May 15
San Antonio	San Antonio de Padua	June 13
Saysain	St. VincentFerre	every 3rd Saturday of April
Tabing-Ilog	St John the Baptist	June 24
Atilano R.	Sto Nino	January 19
<b>CITY OF BALANGA</b>	<b>San Jose</b>	<b>April 28</b>
Bagumbayan	San Jose	April 28
Cabog-Cabog	San Isidro Labrador	May 15
Munting Batangas	San Isidro Labrador	May 15
Cataning	San Jose	April 28
Central	Sto. Nino	2nd Sunday of January
Cupang Proper	Sto. Cristo	Last Sunday of May
Cupang West	Sto. Cristo	Last Sunday of May
Dangcol	Sto. Nino	January 25
Ibayo	San Jose	April 28
Malabia	San Jose	April 28
Poblacion	San Jose	April 28
Pto. Rivas Ibaba	Immaculate Concepcion	December 8
Pto. Rivas Itaas	Immaculate Concepcion	December 8
San Jose	San Jose	April 28
Sibacan	San Rafael	October 24
Camacho	San Vicente	May 8
Talisay	San Jose	April 28
Tanato	Sto. Nino	Last Saturday of January
Tenejero	San Antonio de Padua	2nd Sunday of May
Tortugas	Sto. Nino	2nd Sunday of January
Tuyo	San Roque	August 16
Bagong Silang	Sto. Nino	2nd Sunday of January
Cupang North	Sto. Cristo	Last Sunday of May
Doña Francisca	San Jose	April 28
Pto. Rivas Lote	Immaculate Concepcion	December 8



<b>Barangay</b>	<b>Patron Saint</b>	<b>Feast Day</b>
<b>DINALUPIHAN</b>	<b>St. John the Baptist</b>	<b>June 24</b>
Bangal	Sto. Niño	3rd sunday January
Bonifacio (Pob.)	St. John the Baptist	June 24
Burgos (Pob.)	St. John the Baptist	June 24
Colo	Our Lady of Lourdes	February 11
Daang Bago	San Isidro Labrador	May 15
Dalao	Holy Family	Last Sunday of December
Del Pilar (Pob.)	St. John the Baptist	June 24
Gen. Luna (Pob.)	St. John the Baptist	June 24
Gomez (Pob.)	St. John the Baptist	June 24
Happy Valley	Our Lady of Fatima	May 13
Kataasan	Our Lady of Fatima	May 13
Layac	Nuestra Senora dela Paz Buenviaje	2nd Sunday May
Luacan	San Isidro Labrador	May 15
Mabini Proper (Pob.)	St. John the Baptist	June 24
Mabini Ext. (Pob.)	St. John the Baptist	June 24
Magsaysay	San Antonino of Florence	May 10
Naparing	San Martin de Porres	November 3
New San Jose	St. Joseph	March 19
Old San Jose	St. Joseph	March 19
Padre Dandan (Pob.)	St. John the Baptist	June 24
Pag-Asa	Black Nazarene	January 9
Pagalanggang	St. Catherine of Alexandria	Last Sunday November
Pinulot	Sta. Lucia	December 13
Pita	Sta. Lucia	December 13
Rizal (Pob.)	St. John the Baptist	June 24
Roosevelt	Holy Family	Last Sunday of December
Roxas (Pob.)	St. John the Baptist	June 24
Saguing	Our Lady of Lourdes	February 11
San Benito	St. Benedicto	July 11
San Isidro (Pob.)	St. John the Baptist	June 24
San Pablo (Bulate)	St. Peter	June 29
San Ramon	St. Raymund of Nonnatus	August 31
San Simon	San Simon	February 18
Santo Niño	Sto. Niño	3rd sunday January
Sapang Balas	St. Pius V	March 20
Santa Isabel (Tabacan)	Sta. Isabel	November 5
Torres Bugauen (Pob.)	St. John the Baptist	June 24
Tucop	Holy Cross	May 3
Zamora (Pob.)	St. John the Baptist	June 24
Aquino	St. John the Baptist	June 24
Bayan-Bayanan	San Martin de Porres	November 3
Maligaya	Holy Cross	May 3
Payangan	St. Peter	June 29
Pentor	San Vicente	September 27
Tubo-Tubo	St. Francis of Assissi	October 3
Jose C. Paymo, Jr.	Sto. Niño	3rd sunday January

<b>Barangay</b>	<b>Patron Saint</b>	<b>Feast Day</b>
<b>HERMOSA</b>	<b>St. Peter</b>	<b>May 3</b>
A. Rivera (Pob.)		May 13 (May 3)
Almacen		Every 2nd Saturday of May
Bacong		May 13
Balsic		Last Sunday of December
Bamban		May 15
Burgos-Soliman (Pob.)		May 13 (May 3)
Cataning (Pob.)		May 20 (May 3)
Culis		April 5
Daungan (Pob.)		May 14 (May 3)
Mabiga		May 14
Mabuco		May 9 (May 3)
Maite		August 28
Mambog-Mandama	St. Joseph	3rd Sunday of January
Palihan	St. Vincet Labrador	May 19
Pandatung		December 8
Pulo		Last Sunday of February
Saba	St. Joseph	March 19
San Pedro (Pob.)	St. Peter	April 29 (May 3)
Santo Cristo (Pob.)		May 20 (May 3)
Sumalo		November 27
Tipo		June 27
Judge Roman Cruz Sr. (Mandama)		March 19
Sacrifice Valley		October 22
<b>LIMAY</b>		
Alangan	Sn. Antonio Padua	June 13
Kitang I	St. Francis of Assissi	October 4
Kitang II and Luz	St. Raphael Archangel	October 24
Lamao	San Roque	August 16
Landing	St. Francis of Assissi	October 4
Poblacion	St. Francis of Assissi	October 4
Reformista	St. Francis of Assissi	October 4
Townsite	St. Francis of Assissi	October 4
Wawa	St. Francis of Assissi	October 4
Duale	St. Martin de Forres	1st Day of November
San Francisco De Asis	St. Francis of Assissi	October 4
St. Francis II	St. Francis of Assissi	October 4
<b>MARIVELES</b>	<b>San Nicholas</b>	<b>3rd Sunday of February</b>
Alas-Asin	Sto. Niño	3rd Sunday of January
Alion	n/a	December 8
Batangas II	n/a	May 2
Cabcaben	n/a	May 1
Lucanin	n/a	May 3
Baseco Country (Nassco)	n/a	December 8
Poblacion	San Nicholas	Last Week of February
San Carlos	n/a	Last Week of February
San Isidro (Pob.)	San Isidro Labrador	May 15
Sisiman	n/a	May 8
Balon-Anito	n/a	3rd Sunday of May
Biaan	n/a	3rd Sunday of January
Camaya	n/a	Last Week of March
Ipag	Sto. Niño	3rd Sunday of January
Malaya	n/a	2nd Sunday of May
Maligaya	n/a	2nd Sunday of May
Mt. View	n/a	February 1
Townsite	n/a	May 1

Barangay	Patron Saint	Feast Day
<b>MORONG</b>	<b>Nuestra Señora Del Pilar</b>	<b>February 2</b>
Binaritan	Nuestra Señora Del Pilar	October 12
Mabayo	Sto.Rosario	October ( no exact date)
Nagbalayong	Nuestra Sra.de Lourdes	February 11
Poblacion	Nuestra Señora Del Pilar	February 2
Sabang	San Roque	May ( no exact date)
<b>ORANI</b>	<b>Nuestra Sra. Virgin del Rosario</b>	<b>2nd Sunday of October</b>
Bagong Paraiso (Pob.)	Name of Patron Saint	
Balut (Pob.)	San Roque	
Bayan (Pob.)	Name of Patron Saint	
Calero (Pob.)	Name of Patron Saint	May 10
Paking-Carbonero (Pob.)	Name of Patron Saint	
Centro li (Pob.)	Name of Patron Saint	
Doña	Name of Patron Saint	
Kaparangan	San Roque	
Masantol	Name of Patron Saint	
Mulawin	Name of Patron Saint	
Pag-Asa	St. Joseph	March 19
Palihan (Pob.)	Name of Patron Saint	
Pantalan Bago (Pob.)	Name of Patron Saint	
Pantalan Luma (Pob.)	Name of Patron Saint	
Parang Parang (Pob.)	Name of Patron Saint	
Centro I (Pob.)	Name of Patron Saint	
Sibul	Name of Patron Saint	
Silahis		
Tala	St. Bakhita	2nd Sunday of February
Talimundoc	St. Joseph	March 19
Tapulao	St. John Evangelist	January 25
Tenejero (Pob.)	n/a	
Tugatog	n/a	
Wawa (Pob.)	n/a	
Apollo	n/a	
Kabalutan	n/a	
Maria Fe	n/a	
Puksuan		
Tagumpay	Ina ng Laging Saklolo	May 1
<b>ORION</b>	<b>St. Michael</b>	<b>May 8</b>
Arellano (Pob.)	St. Michael	May 8
Bagumbayan (Pob.)	St. Michael / San Juan Evangelista	May 8 / Dec. 27
Balagtas (Pob.)	St. Francis Javier / St. Michael	December 3 / May 8
Balut (Pob.)	St. Michael	May 8
Bantan	San Isidro Labrador	May 15
Bilolo	St. Joseph	March 19 / May 29
Calungusan	St. Peter	June 29
Camachile	San Rafael	October 24
Daang Bago (Pob.)	St. Michael	May 8
Daang Bilolo (Pob.)	San Isidro Labrador	May 15
Daang Pare	San Antonio de Padua	June 13
General Lim (Kaput)	St. Gabriel de Archangel	March 25
Kapunitan	Resurrected Christ	May 20
Lati (Pob.)	St. Michael de Archangel	May 8
Lusungan (Pob.)	San Andres / St. Michael	November 20 / May 8
Puting Buhangin	Fatima	May 13
Sabatan	St. Francis of Assisi	October 4
San Vicente (Pob.)	San Vicente Ferrer	June 12
Santo Domingo	Sto. Domingo de Guzman	May 25
Villa Angeles (Pob.)	St. Michael de Archangel	May 8
Wakas (Pob.)	St. Michael	May 8
Wawa (Pob.)	Mother of Perpetual Help	May 8
Santa Elena	Sta. Elena	May 2

<b>Barangay</b>	<b>Patron Saint</b>	<b>Feast Day</b>
<b>PILAR</b>	<b>Nuestra Señora Del Pilar</b>	<b>October 12</b>
Ala-Uli	San Isidro Labrador	May 15
Bagumbayan	Nuestra Señora Del Pilar	October 12
Balut I	Santo Cristo	3rd Sunday of May
Balut II	Santo Cristo	3rd Sunday of May
Bantan Munti	Nuestra Señora Del Pilar	October 12
Burgos	Nuestra Señora Del Pilar	October 12
Del Rosario (Pob.)	Nuestra Señora Del Pilar	October 12
Diwa	San Isidro Labrador	May 15
Landing	Santo Niño	3rd Sunday of January
Liyang	San Isidro Labrador	May 15
Nagwaling	San Isidro Labrador	May 15
Panilao	San Isidro Labrador	May 15
Pantingan	Saint Joseph	March 19
Poblacion	Nuestra Señora Del Pilar	October 12
Rizal (Pob.)	Nuestra Señora Del Pilar	October 12
Santa Rosa	Sta. Rosa de Lima	August 23
Wakas North	Nuestra Señora Del Pilar	October 12
Wakas South	Nuestra Señora Del Pilar	October 12
Wawa	San Rafael	October 24
<b>SAMAL</b>	<b>Sta. Catalina</b>	<b>April 30</b>
East Calaguiman (Pob.)	St. Vincent Ferrer	April 5
East Daang Bago (Pob.)	Sta. Catalina	April 30
Ibaba (Pob.)	Sta. Catalina	April 30
Imelda		
Lalawigan	St. Thomas Aquinas	March 7
Palili	Immaculate Concepcion	December 8
San Juan (Pob.)	Sta. Catalina	April 30
San Roque (Pob.)	Sta. Catalina	April 30
Santa Lucia	Sta. Lucia	December 13
Sapa	St. Vincent Ferrer	April 5
Tabing Ilog	Sta. Catalina	April 30
Gugo		
West Calaguiman (Pob.)	St. Vincent Ferrer	April 5
West Daang Bago (Pob.)	Sta. Catalina	April 30

Source: **MPDC/CPDC**

SEP2020/feast day & patron saints

Table 2.46

## HISTORICAL LANDMARKS

*Province of Bataan*

### MUNICIPALITY OF ABUCAY

#### ***First Abucay Catholic Church***

On this site, a fierce battle between the Dutch and the natives together with defenders took place on June 23, 1647. The church is one of the oldest churches in the Philippines. The church housed 1st printing press in the Philippines which outdated any single press in the United States.

#### ***Abucay Municipal Hall***

Was used as garrison by the Japanese in World War II.

#### ***Tomas Pinpin Monument***

Memory of the First Filipino Printer. It was in Abucay Church where Tomas Pinpin co-authored and printed the earliest books in the country with Fr. Blancas San Jose in 1610.

#### ***Maria Canon Statue***

This tower was erected for the repose of many dead souls in the Daichi Shueeseo of the Japanese Sohyohshuh Sports on September 1978.

### MUNICIPALITY OF BAGAC

#### ***Zero Point Km. Marker***

This is another Km. mark which marks the beginning of Japanese control over the nation.

#### ***Filipino-Japanese Friendship Tower***

Symbolizes the fact that after the war, there is a period of reconciliation, peace and friendship. The monumental tower was found in 1925 by the Risho Kosekei Group.

#### ***Battle of Toul Pocket***

Where a battle ensued as a prelude to the final defense of Bataan. The series of fights to eliminate this Japanese forces became known as the "Battle of Pockets" fought January 27 to February 14.

#### ***Banawang Shrine***

Ang puntod na ito ay alay at pagdarasal sa mga sundalong Pilipino at Hapones na nangamatay sa dakong ito ng Morong, at Bagac.

## **CITY OF BALANGA**

### ***Fall of Bataan Marker***

A marker to commemorate the Fall of Bataan and erected in memory of war veterans, living and dead. The marker symbolizes the courage and enduring commitment of a Filipino soldier to his country.

### ***Surrender Site Marker***

The site marks the place where, on April 29, 1942, Major General Edward P. King Jr., commander of the US Forces in Luzon, surrendered to Col. Hakaru Haf at the compound of Balanga Elementary School. This ended conventional fighting in the Philippines during World War II.

### ***Catholic Church Belfry***

This was used as a site for Japanese artillery bombardment of Mt. Samat where Filipino and American forces made their last stand.

### ***KM 44 Marker***

This landmark can be seen at Plaza Mayor de Balanga. It is the main assembly point of Filipino and American soldiers who were forced to march from Bagac and Mariveles in Bataan to Capas, Tarlac.

### ***Balanga Edifice***

Balanga Edifice is located at the left corner of Galeria Victoria near the bypass road. The "balanga" is symbolic of the new and correct form of clay pot from which the city was named. A "balanga" is a clay pot used in the old days for cooking viands. The Edifice was unveiled on April 26, 2016.

### ***Tomas Joson Marker***

This marker honors Tomas Joson, a boy scout who died in the Second World War while directing traffic at the plaza. His life was cut short by a bomb which exploded where he was at.

### ***Tomas del Rosario Marker***

Tomas del Rosario was a former Governor and Congressman of the Province of Bataan. He is credited with filing house bills pertaining to freedom of religion and the separation of Church and State, bills that were eventually enacted to become laws.

### ***Fall of Bataan Marker***

A commemorative marker that gives recognition to the support of the people of the United States of America in rebuilding the capitol building under the Philippine Rehabilitation Act of 1946. This second capitol building was built in 1949 and was finished in 1950 after the first capitol building near the current Balanga City hall (site of Galeria Victoria Mall) was razed to the ground by Japanese bombers during World War II.

## **MUNICIPALITY OF DINALUPIHAN**

### ***First Line of Defense Marker***

Marks the first strong line of defense combined Philippine USAFFE Troops against Japanese invasion during World War II.

## **MUNICIPALITY OF HERMOSA**

### ***Death March Marker***

A milestone of the historic Death March.

### ***Democracy Marker***

Tablet inscribed with a quote excerpted from the radio broadcast of Pres. Franklin Delano Roosevelt. ("The little mountainous peninsula of Bataan saved democracy and the whole world from the evil hands of devil...").

### ***Commemorative Marker***

(Town Plaza) In commemoration of the war veterans of Hermosa.

### ***St. Peter de Verona Church***

(San Pedro) Served as temporary provincial chapter for the Dominicans.

## **MUNICIPALITY OF LIMAY**

### ***Death March Marker***

A milestone of the historic Death March.

## **MUNICIPALITY OF MARIVELES**

### ***Zero Km. Marker***

Marked the start of the "March of Death" going to Capas, Tarlac, this symbolizes the heroism of those who defended the Philippines.

## **MUNICIPALITY OF ORANI**

### ***Death March Marker***

The folk-art statue commemorates the defiant spirit of Bataan; where Death March Markers passed on their way to prison camp.

### ***Monument of Jose Rizal***

Statue commemorates the National Heroes Day, Independence Day. Cayetano Arellano

Marker. This marks the birth place of the First Filipino Chief Justice of the Supreme Court.

## **MUNICIPALITY OF ORION**

### ***Cayetano Arellano Marker***

This marks the birth place of the First Filipino Chief Justice of the Supreme Court.

### ***Francisco Balagtas Monument***

A monument of the "Prime of Tagalog Poets" famous for this Obra Maestra "Florante at Laura" who married Juana Tiambeng of Orion, Bataan.

### ***Monument of Unknown Soldier***

In memory of the bloody encounter between the Spanish soldiers headed by Sergeant Guerra and the Filipino revolutionaries led by Victor Baltazar.

### ***Orion Catholic Church***

The church was used of many during attempt of local revolutionaries to defeat the Spaniards stationed in Orion. During World War II the Church's spires and tower were used as observation posts by USAFFE soldiers especially during bombing runs by enemy planes.

## **MUNICIPALITY OF PILAR**

### ***Dambana ng Kagitingan***

A national shrine atop Mt. Samat which immortalizes the agony of the Filipinos and Americans against the forces of aggression and articulates the commitment of the Filipino people to freedom and human dignity. Mt. Samat is the scene of the most heroic defensive battles during World War II.

### ***Flaming Sword***

A symbol of the Filipino courage and gallantry in the face of external threats to the nation's democracy and peace.

### ***Final Battle Site Marker***

To remember the courage and heroism of Bataan defenders amidst hunger, sickness and death.

### ***Battle of Trail 2***

One of the brilliant triumphs of the USAFFE aside from the Battle of Points and Pockets. The opposition force withdrew to regroup and await for reinforcement.



***Acacia Tree***

Two century old tree and witnessed the colorful history of Pilar, particularly the infamous "Death March of 1942."

***Sampaloc Tree***

Listed as vintage natural landmark and "living witness" by the National Historical Institute.

***Nuestra Señora del Pilar Parish Church***

First parish church of the town of Pilar

***KM-41 Marker***

Mariveles-Pilar route

***KM-12 Marker***

Bagac-Pilar route

***KM-26 Marker***

Bagac-Pilar route

***KM-26 Marker Imagined or unmarked KM-42 Marker***

Signified the 3rd Zero Km.

***Pantingan River***

Served as the graveyard of the Filipino and American troops who surrendered during the war.

***Aldaba Marker***

It was built in memory of Lt. Juan J. Aldaba.

**Table 2.47**  
**TOURIST ATTRACTIONS**  
*Province of Bataan*

## **MUNICIPALITY OF ABUCAY**

### ***Sibul Nature Resort***

Splash and chill out in Sibul Nature Resort, located in Gabon, Abucay. It is a government- owned facility that offers a refreshing dip in its natural spring. The natural spring is believed to alleviate muscle pains because of its medicinal effects. Sibul Nature Resort also has an Olympic -sized pool for maximum swimming pleasure.

### ***Pasukulan Falls***

A natural wonder at the valley of Mt. Natib which has fresh vegetation and unexpected area.

### ***St. Dominic Church***

Built in 1588, it is considered as the oldest church in Bataan. This church has surely witnessed every single event in Abucay since the day it was established. This is not only a religious site, but a tourist attraction as well, drawing pilgrims from all over the country and other historians.

## **MUNICIPALITY OF BAGAC**

### ***Las Casas Filipinas de Acuzar***

Private Resort that features invaluable collection of rebuilt/restructured heritage houses that was bought all over the Philippines.

### ***Ambon-Ambon Falls (Binukawan)***

Within the Bataan National Park and is being protected by any human intervention to maintain its natural beauty. This is being visited by tourists during Holy Week.

### ***Zero-Kilometer Point Death March Marker***

The history of Bagac also contributes to growth environment. Bagac was last stand of the Allied Forces in Philippines against the Japanese during the Second World War. It was between the two points from where the Zero Kilometer Death March of the prisoners was started after they lost to Japan in the Battle of Bataan. As such, it is a major source of interest to the Americans and Japanese alike. The Bataan Death March has come to symbolize the great defeat that took away the invisibility cloak of the Americans. To many, the resistance in Bataan & Corregidor was the last dash of hope. (Inform the younger generation about the WWII).

### ***Death March***

At the very spot where the infamous “Death March” started now stands a marker and a zero kilometer point post. Located at Camacho St. Barangay Bagumbayan, Bagac, Bataan.

### ***Philippine-Japanese Friendship Tower***

The monument, symbolizing the renewed friendship between Japan and the Philippines after the events of World War II, was erected by Risshō Kōsei Kai, a Japanese Buddhist organization. The tower was inaugurated on April 8, 1975 and is located about 200 m (660 ft) from where the Bataan Death March started. The 27-meter (89 ft) high tower is composed of three pillars interconnected by several multi-layer rings. (Let people know more about the history of WWII).

### ***Battle of Toul Pocket***

Heavy fighting took place in this area resulting from enemy infiltration to the rear prior to the deployment of troops on Pilar-Bagac line on the last week of January 1942. The enemy was pocketed and the ensuing engagement became known as the Battle of Toul Pockets. Participating USAFFE units were the 11th Infantry 11th Division and element of the 2nd Regular Division PAI, 71st Division and 91st Division all of the Philippine Army and Tank Groups. U.S. Army (Brig. Gen. James R.N. Weaver, AUS). In nearby Gogo-Cotar river valley to the West, other small pockets developed behind the 1st Regular Division front line in this “battle of the pockets”. The enemy infiltration troops were totally destroyed by 18 February 1942 and marked a signal victory of the USAFFE.

### ***Banawang Shrine***

The monument serves as graveyard of Filipino and Japanese soldiers who died in Bagac and Morong. It also symbolizes the continued friendship of Filipino and Japanese and forever peace throughout Asia.

### ***Ciudad Real de Acuzar Heritage Park (Las Casas Filipinas De Acuzar)***

This is a heritage park built by José "Gerry" Acuzar, owner of the New San Jose Builders and history art collector. Inside this heritage park is a collection of Spanish Colonial buildings and stone houses (bahay na bato in Tagalog), planned to resemble a settlement reminiscent of the period. These houses were carefully transplanted from different parts of the Philippines and rehabilitated to their former splendor. (Gives more jobs and income in the municipality).

### ***Shrine of Saint Catherine of Alexandria***

The church was built by the Augustinian-Recoletos friars in 1866 under the supervision of Fr. Esteban Martinez and became a parish church in 1876, and underwent decades of renovation since 1946 due to massive destruction brought by World War II under the supervision of Fr. Jovencio Tantoco and Fr. Mechor Garcia and then continued by Fr. Noel Pineda in 1952.

## **CITY OF BALANGA**

### ***Balanga Elementary School***

Balanga Elementary School is one of the oldest and most historical schools in Bataan. It served as a garrison and temporary shelter for Filipino and American soldiers during the Japanese invasion and today houses two historical landmarks --- the Bataan World War II Museum and the Surrender Site or “Diwa ng Bataan” marker.

### ***St. Joseph Cathedral***

St. Joseph Cathedral was originally built in 1739. It is currently the seat of the Diocese of Balanga. During the Japanese invasion, it was used as an artillery emplacement to bombard Mt. Samat where Filipino and American troops made their last stand. It is now one of the famous churches in the country and is recognized as a Missionary Center of the Dominican Order. It is also the number one tourist destination in Balanga City. The cathedral has undergone major and minor repairs in the last two centuries the latest of which were the fences of Spanish architectural design.

### ***Kilometer 44***

Kilometer 44- This land mark can be seen at Plaza Mayor de Balanga. It is the main assembly point of Filipino and American soldiers who were forced to march from Bagac and Mariveles in Bataan to Capas, Tarlac.

### ***Fall of Bataan Marker***

Fall of Bataan Marker- This marker was dedicated on April 9, 1952 to the memory of the gallant Filipino and American soldiers, as well as civilians, who fought side by side in defense of democracy.

### ***Plaza Mayor de Balanga***

Plaza Mayor de Balanga has metamorphosed from Circa 1951 to Circa 2010. The town plaza was named Plaza Rosauro in honor of former Gov. Mariano Rosauro in 1951. In 1956 it was changed to Plaza Mayor Del Rosario, in memory of former governor and congressman Tomas del Rosario. At Circa 2010, the city plaza became famously known as PLAZA MAYOR DE BALANGA to signify and herald the now Spanish-inspired architectural landscape of the City Center with its 48-jet interactive fountain as its newest tourist attraction. This is a PPP project of Galeria Victoria and Plaza de San Jose. It is programmed with a variety of changing arrays that constantly provide curious visual amusement and is configured in concentric circles. The jets are on-and-off every 20 minutes in precise sequences to bring the fountain to life.

### ***New City Public Library***

A place to nurture our minds. The new City Public Library organizes activities to encourage the whole community to visit and have a firsthand experience of its modern amenities as well as to avail of its pioneering services. The library aims to help enrich student knowledge and comprehension and to encourage them to develop a love for reading good books.

### ***Balanga City Public Market***

The newly-rehabilitated Balanga City Public Market now enhances the economic vitality, not just of the market enterprises, but more so of the city and of the province, by supporting small businesses, local growers, artisans and purveyors with marketing opportunities and employment chances through new business formation. The market has 1,123 stalls, 16 CCTV cameras and Price Monitoring Board flashed on an Electronic Billboard.

### ***Balanga Wetland and Nature Park***

This City tourist destination serves as the first park in the Philippines that uses nature as an outdoor recreational museum and teaching aid for city residents and visitors. It showcases the magnificence of a well-diversified bio-network. And with its newly-constructed mangrove trail, it will surely leave tourists breathless.

### ***Tanato Picnic Grove and River Resort***

Located in Brgy. Tanato, one of the upland barangays in the western part of City of Balanga, the resort nestles beside the clear and fresh flowing waters of Tanato River. Initially developed by the City Government of Balanga, it was later completed with the help of funds from the Department of Tourism (DoT) through the national government's Bottom-Up Budgeting (BUB) Program.

### ***Doña Francisca Utown Wellness Park***

The Wellness Park has two main features: a playground for children and a physical fitness area for the elderly. To ensure the safety of patrons, the playground fixtures and the physical fitness sets were made of rubberized and light materials, respectively.

## **MUNICIPALITY OF DINALUPIHAN**

### ***Roosevelt National Park***

A forest reservation ideal picnics and Boy Scout Camporal Area with facilities for irrigation and game hunting.

### ***Mt. Malasimbo***

A conical-shape mountain considered as a weather forecasting device predicting a coming typhoon when its summit is covered with dark clouds.

## **MUNICIPALITY OF HERMOSA**

No Data

## **MUNICIPALITY OF LIMAY**

### ***Tikip Falls***

30 foot water falls nestled deep in the Limay mountain range

## **MUNICIPALITY OF MARIVELES**

### ***Bataan Export Processing Zone***

The site of many foreign based factories and companies producing items ranging from clothes to boats.

### ***Talaga Beach***

An enchanting cove, the perfect hide away from the hustle and bustle of the maddening crowds of the city. The place is one of the 1st presidential beach houses of the former president of the Philippines.

### ***Balong Anito***

A tourist attraction known for its hot spring.

### ***Tarak Ridge***

This is a 5 – 6 hours of mountain climbing from Brgy. Alas-asin, Mariveles, Bataan to the peak of Mt. Tarak which stands at 1,130ft. above the sea level. The “Blue Mountain” is an ideal site for mountain trekking, climbing and exploration especially for mountain climbing enthusiast. It has wide and thick forest, ridges, walls and rivers like the Paniquian river, the crystal clear drinking water of Papaya River and 7 majestic waterfalls.

### ***Ruins of Spanish Leprosarium***

Country’s first quarantine station when the Philippines fall to the Americans

## **MUNICIPALITY OF MORONG**

### ***Bataan Technology Park (Atmanda Eco Park) formerly Refugee Processing Center***

A temporary settlement area and processing center for Indochinese Refugees migrating to European, American and Pacific Countries.

### ***Hanging Bridge***

A bridge concreting Sitio Ginian to the Aeta Reservation (Kanawan)

### ***Beach Resort***

Around 30 resorts spread over the clean coastline and clean blue water  
Water falls

## **MUNICIPALITY OF ORANI**

### ***Sto. Rosario Parish Church***

It is the sanctuary of Our Lady of the Holy Rosary which considered miraculous. Thousands of devotees flock to this church every year during its feast day, the 2nd Sunday of October.

### ***Sinag Tala***

A semi-private farm resort located up in the mountains of Orani, Bataan. It is a piece of paradise for total rejuvenation and exhilaration of the mind and body.

### ***Vista Tala***

### ***Labina Resort***

### ***Peninsula de Bataan & Hotel Corp***

### ***Annjoline Resort***

### ***Bataan Travelodge***

### ***E-Farm Resort***

### ***Pines Private pool***

### ***Batol Resort and Farm***

### ***Villa Quintana***

### ***Vista Verde Farm and Resort***

### ***Belsera's Country Inn***

### ***Le petit Baguio***

### ***Maharlika Lodge***

### ***Victoria's Farm***

## **MUNICIPALITY OF ORION**

### ***St. Michael the Archangel Church***

The spiritual ministrations of Orion formerly belonged to Abucay. It became an independent missionary center in 1667. The first minister was Rev. Domingo Perez. The church and the convent were badly damaged by the earthquake of September 1854 and repaired in 1856. The Rev. Ulpiano Herrera constructed the beautiful sacristy and marble altars. In this town, Cayetano Arellano, eminent Filipino jurist and statesman and the first Filipino Chief Justice of the Supreme Court was born on 02 March 1847. Francisco "Balagtas" Baltazar, author of *Florante at Laura* died in this town from 22 July 1842 until his death on 20 February 1862. Two of his grandsons, Jose and Luis, served as Mayor of the town.

### ***Hardin Ni Balagtas Marker***

This marker was established 2015 in honor of Francisco Balagtas whose wife was Juana Tiambeng from Orion.

### ***Cayetano Arellano Birth Marker and Monument***

Dedicated to the first Filipino Chief of Justice of the Supreme Court, the birthmarker and monument of Justice Cayetano S. Arellano is a landmark of the municipality which is proud of its illustrious son.

### ***Kaput Trail (Killer Loop Jr. Trail)***

With its rolling terrain traversing uphill dirt roads and single tracks, the trail invites riders to an adventure ride. A 7-km downhill track challenges the riders with a mesmerizing view of Orion and the Manila Bay.

### ***Twin Rivers Trail***

The 30-km trail starts at Port Capinpin with the 3-km trailhead at Sitio Damulog of Brgy. Daan Pare. A view of the Manila Bay awaits the riders at Sitio Mabeg of Brgy. Sabatan before entering the forest sections crossing 5 streams. At the last stream, riders navigate a steep trail leading to the 7-km killer loop at Brgy. Liyang of Pilar before winding through the Sitio Mabato which leads to the exit point at Sitio Damulog, both of Brgy. Daan Pare and finally reaching the Roman Superhighway.

### ***Carmen Falls***

Although not fully developed, the cool water of the falls and the stream invites people especially during the summer months. People visiting the falls pass through the Indigenous People's area and can have an interaction with the Aetas who are permanently residing there.

### ***Punta de Udyong Inland Resort***

Nestled in the heart of Orion, the cool and inviting waters of the resort welcome everyone. It is a favorite get-away especially during the hotter days. The resort also features function rooms for all occasions.

### ***Rabino Family Farm***

The farm is planted with dragon fruits, papayas, mushrooms and other seasonal fruit trees. The farm at the western part of the town has a good view of the historic Mt. Samat.



## **MUNICIPALITY OF PILAR**

### ***Dambana ng Kagitingan***

A historical shrine located near the summit of Mount Samat in the town of Pilár, Bataan. A memorial shrine built to honor and remember the gallantry of Filipino and American soldiers who fought during World War II.

### ***Dunsulan Falls***

An enchanting tourist attraction at the heart of forested hill at the back of the famous Mt. Samat.

### ***Mt. Samat Zipline***

Mt. Samat Zipline is a 540-m. long located Mt. Samat, Pilar, Bataan. It was the longest zipline in Central Luzon and inaugurated on January 7, 2012 which was blessed by Bishop Ruperto Santos of the Diocese of Balanga. The adventure starts at one point in Mt. Samat going to the breath-taking view of the green mountain and rice paddies down to the Dunsulan Falls.

### ***Tree Hopping Adventure***

Tree Hopping Adventure is an adventure on the top of trees. It was located in Dunsulan Park Brgy, Liyang, Pilar, Bataan. The said activity has six (6) stages namely: Hanging Stairs, Elvis Dangle, Monkey Bridge, Surfboard Zipline, King Swing, and Hanging Bridge. Tree Hopping Adventure was inaugurated on March 8, 2014 and blessed by Rev. Fr. Renato Calumpinay of San Isidro Parish Church in Nagwaling, Pilar, Bataan.

## **MUNICIPALITY OF SAMAL**

No Data

**Table 2.48**  
**FESTIVALS**  
*Province of Bataan*

**“Alleluia” or Salubong**

A procession depicting the meeting of the Risen Lord and the Blessed Virgin Mary.

**Cenaculo**

A passion play depicting the life and sufferings of Christ.

**Pabasa**

This event highlights the chant-reading through chanting of the life and passion of the Lord Jesus Christ.

**Hossana**

A Sunday celebration ushering in the start of the Holy Week. It re-enacts the successful entry of Jesus Christ to Jerusalem. The event is highlighted by the blessing of palms.

**Flores de Mayo**

A daily devotion to the Virgin Mary characterized by the offering of flowers throughout the month. Devotion culminates in a procession of the Virgin where “sagalas” participate in full regale.

**Araw ng Kagitingan (Bataan Day)**

This annual event held on April 9 commemorates the Fall of Bataan. It highlights the gathering of World War II veterans, national and local government officials.

**Municipality of Abucay**

**1. *Abu-kinaykay Festival***

In commemoration of the first town founded by the Dominicans on June 10, 1588, the Abucay day celebration.

## **2. *Sambale Katuntong***

A religious rite celebration on April 29 at Salian, Abucay.

## **3. *Palis-Lasa (Walis-Lasa) Festival***

Agricultural-religious festival in honor of St. Antonine of Florence held annually (Sep. 09) in Mabatang.

## **4. *Feast of St. Dominic De Guzman***

Castilian Priest and founder of the Dominican Order held annually (Last Sunday of October).

# **Municipality of Bagac**

## **1. *Bagac Town Fiesta***

This annual event held on November 25 celebrates the birthday of Patron St. Catarina de Alexandria.

# **City of Balanga**

## **1. *Valentine's Day Event***

A February event that aims to promote the virtue of charity among individuals in relationships.

## **2. *Annual Summer Theatrical Play (Passion Play)***

A dramatization of the Passion of Christ held on the evening of Maundy Thursday of each year. It aims to strengthen human piety through the theatre arts.

## **3. *Pistang Balangueño***

A month-long program of events that help create awareness among viewers of local traditions and practices through a series of activities.

### **3.1 *Ginang Balangueña***

The event is delegated to the City Social Welfare and Development Office (CSWDO) which, through its day care centers in the barangays, search for and recommend contestants to this pageant to their respective punong barangays. It was conceptualized to give recognition to married Balangueña women by showcasing their talents and/or skills in various fields.

### **3.2 *Dangal Balangueño (Every other year)***

This is an annual search conducted by the City Planning and Development Office (CPDO) to identify Balangueños in different services and professions who could be given recognition for their success in their chosen fields. Awardees are not restricted by age or gender.

### **3.3 *Natatanging Ama***

The Department of Local Interior and Local Government Balanga (DILG) is the main implementing department for this event. Here, each of the city's twenty-five (25) barangays search for special fathers who are recognized for their devotion to family, success in raising good children and in caring and providing for family needs.

### **3.4 *Mutya ng Balanga***

Spearheaded by the City Tourism Office, this is an annual search for the most beautiful and talented young women in City of Balanga. It is open to single women, aged 17 to 23 and resident of Balanga City.

### **3.5 *Banga Festival***

The City Tourism Office is also at the forefront of this annual event which is marked by a street dancing competition and a parade of floats and participated in by the eight (8) barangays that honor the same patron saint, St. Joseph the Worker, and celebrate the same feast day on April 28. It is celebrated to emphasize the beginnings of the city which took its name from a clay pot used for cooking fish viands, the "balanga."

## **4. *Mother's Day***

An occasion where the city government demonstrates its appreciation to its female employees who are mothers, recognizing their contribution to the efforts of the city government by way of treating them to food and light entertainment.

## **5. *Grand Santa Cruzan***

Through the City Tourism Office, it is the city government's way of showing solidarity with the Church in celebrating the symbol of the cross that led to Emperor Constantine's victory over his rivals, paving the way for the proclamation of Christianity as the religion of the Roman Empire. It aims to provide a more meaningful commemoration of a Christian tradition.

## **6. *Father's Day***

An occasion where the city government demonstrates its appreciation to its male employees who are fathers, recognizing their contribution to the efforts of the city government by way of treating them to food and light entertainment.

## **7. *Independence Day***

An annual event in June that commemorates Philippine Independence and aims to promote nationalism, patriotism and love for country. Guest speakers, usually coming from outside the province, are invited to address city employees.

## **8. *Tourism Month***

An event held every September that presents a unique opportunity to raise awareness on the contribution of sustainable tourism development among public and private sector decision-makers and the local community, while mobilizing all stakeholders to work together in making tourism a catalyst for positive change. Over the decades, tourism has experienced continued growth and deepening diversification to become one of the fastest growing economic sectors in the world.

## **9. *Trick or Treat***

An event held on a date in October which is close to November 1, or All Saints' Day. It is a merry occasion with school children parading the streets donned in costumes and going to different business establishments that give out "treats." It aims to enhance creativity and self-expression of the youth through themed costumes.

#### **10. *Paskong Balangueño***

A series of events that aims to provide meaningful year-end activities for the city anniversary.

#### **11. *Ibong Dayo Festival***

An event held in December of each year that heralds and celebrates the arrival of migratory birds to the Wetland and Nature Park and some other coastal areas in the city.

#### **12. *Cityhood Anniversary***

The event highlights the progress and developmental strides the city has accomplished for the year.

##### **12.1 *Christmas Party***

It is the city government's way of expressing solidarity with the Christian world in celebrating the birth of Jesus by treating its employees to a night of fun, food and games. It fosters well-being and camaraderie among city government officials and employees.

#### **13. *Rizal Day***

To develop a deep sense of nationalism by way of recognizing the gallantry of our National Hero Dr. Jose Rizal.

## **Municipality of Dinalupihan**

### **1. *Feast day of St. John the Baptist***

Celebration of Thanksgiving to God through the Intercession of St. John the Baptist, Patron Saint of Dinalupihan

### **2. *Kuraldal /Tubig Festival***

The festival evolves into a street dancing festivity called "kuraldal" in honor of St. John The Baptist.

## **Municipality of Hermosa**

### **1. *Pamangupkop Kay Apo San Pedro***

An annual event held in April 29 that celebrate the day when the image arrived in the town

## **2. *Hermosa Town Fiesta***

Feast of Apo San Pedro (May 3)

## **3. *Hermosa Foundation Day***

Celebration of township of Hermosa (Founding)

## **4. *International Coastal Clean-Up Day***

Annual activity for environmental clean-up especially water bodies

# **Municipality of Limay**

## **1. *Limay Town Fiesta***

Being celebrated ever 4th day of October

# **Municipality of Mariveles**

## **1. *Kalakalan Festival***

Last week of February at Mariveles, Bataan.

## **2. *Mariveles Liberation Day***

# **Municipality of Morong**

## **1. *Pawikan Festival***

This event highlight is to educate the people on the importance of endangered marine turtles in our eco-system. Every last week of November at Nagbalayong.

## **2. *Karakol St. Pescador***

A procession by the sea on Panibatuhan Beach of Morong held on the month of January.

# **Municipality of Orani**

## **1. *Orani Day***

This annual event held every 2nd week of March now on its 113 years with alimango sugpo festival

**2. Feast of Nuestra Senora Del Rosario**

every 2nd Sunday of October

*SEP2020/festivals*

# **III. LABOR AND EMPLOYMENT**



**Table 3.0**  
**Overseas Workers 15 Years Old and Over**  
**by Highest Grade/Year Completed, Sex, and Age Group**  
*Bataan 2015*

Highest Grade/Year Completed and Sex	Total Overseas Workers	Age Group						
		Below 20	20 - 24	25 - 29	30 - 34	35 - 39	40 - 44	45 and over
<b>BATAAN</b>								
<b>Both Sexes</b>	<b>26,795</b>	<b>75</b>	<b>1,554</b>	<b>4,414</b>	<b>5,334</b>	<b>5,099</b>	<b>3,782</b>	<b>6,537</b>
No Grade Completed	4	-	-	-	2	-	-	2
Pre-School	-	-	-	-	-	-	-	-
Special Education	-	-	-	-	-	-	-	-
Elementary	638	2	16	35	63	95	99	328
1st - 4th Grade	89	-	-	4	6	13	10	56
5th - 6th Grade	76	-	-	7	7	16	18	28
Graduate	473	2	16	24	50	66	71	244
High School	10,313	39	449	1,392	1,911	1,995	1,613	2,914
Undergraduate	869	6	41	123	145	173	135	246
Graduate	9,444	33	408	1,269	1,766	1,822	1,478	2,668
Post-Secondary	2,756	2	177	471	579	556	383	588
Undergraduate	62	1	3	10	17	8	11	12
Graduate	2,694	1	174	461	562	548	372	576
College Undergraduate	3,468	25	213	521	717	625	499	868
Academic Degree Holder	9,602	7	699	1,994	2,060	1,824	1,184	1,834
Post Baccalaureate	14	-	-	1	2	4	4	3
Not Stated	-	-	-	-	-	-	-	-
<b>Male</b>	<b>19,262</b>	<b>35</b>	<b>918</b>	<b>2,737</b>	<b>3,703</b>	<b>3,730</b>	<b>2,892</b>	<b>5,247</b>
No Grade Completed	4	-	-	-	2	-	-	2
Pre-School	-	-	-	-	-	-	-	-
Special Education	-	-	-	-	-	-	-	-
Elementary	380	-	8	21	39	52	58	202
1st - 4th Grade	54	-	-	1	4	7	8	34
5th - 6th Grade	52	-	-	6	6	7	14	19
Graduate	274	-	8	14	29	38	36	149
High School	7,521	18	302	937	1,329	1,404	1,195	2,336
Undergraduate	550	2	26	74	82	105	89	172
Graduate	6,971	16	276	863	1,247	1,299	1,106	2,164
Post-Secondary	2,124	-	120	347	447	428	299	483
Undergraduate	46	-	3	6	10	7	10	10
Graduate	2,078	-	117	341	437	421	289	473
College Undergraduate	2,585	13	128	354	523	455	383	729
Academic Degree Holder	6,640	4	360	1,078	1,361	1,389	954	1,494
Post Baccalaureate	8	-	-	-	2	2	3	1
Not Stated	-	-	-	-	-	-	-	-
<b>Female</b>	<b>7,533</b>	<b>40</b>	<b>636</b>	<b>1,677</b>	<b>1,631</b>	<b>1,369</b>	<b>890</b>	<b>1,290</b>
No Grade Completed	-	-	-	-	-	-	-	-
Pre-School	-	-	-	-	-	-	-	-
Special Education	-	-	-	-	-	-	-	-
Elementary	258	2	8	14	24	43	41	126
1st - 4th Grade	35	-	-	3	2	6	2	22
5th - 6th Grade	24	-	-	1	1	9	4	9
Graduate	199	2	8	10	21	28	35	95
High School	2,792	21	147	455	582	591	418	578
Undergraduate	319	4	15	49	63	68	46	74
Graduate	2,473	17	132	406	519	523	372	504
Post-Secondary	632	2	57	124	132	128	84	105
Undergraduate	16	1	-	4	7	1	1	2
Graduate	616	1	57	120	125	127	83	103
College Undergraduate	883	12	85	167	194	170	116	139
Academic Degree Holder	2,962	3	339	916	699	435	230	340
Post Baccalaureate	6	-	-	1	-	2	1	2
Not Stated	-	-	-	-	-	-	-	-

Source: *Philippine Statistics Authority, 2015 Census of Population*

SEP2021/gainfulworkers\_highestgrade

**Table 3.1**  
**Gainful Workers 15 Years Old and Over by Major Occupation Group, Age Group and Sex**  
*Province of Bataan*  
*Bataan 2015*

Sex, Major Occupation Group, and City/Municipality	Total Gainful Workers 15 Years Old and Over	Age Group											
		15-19	20-24	25-29	30-34	35-39	40-44	45-49	50-54	55-59	60-64	65 and over	
<b>BATAAN</b>													
<b>BOTH SEXES</b>													
<i>Total</i>	<b>299,959</b>	<b>12,886</b>	<b>40,389</b>	<b>43,517</b>	<b>39,973</b>	<b>38,174</b>	<b>31,831</b>	<b>29,158</b>	<b>23,820</b>	<b>18,443</b>	<b>11,765</b>	<b>10,003</b>	
Managers	24,394	147	986	1,862	2,516	3,002	2,987	3,172	2,982	2,727	2,029	1,984	
Professionals	19,803	51	3,196	4,449	3,257	2,606	1,968	1,643	1,213	810	393	217	
Technicians and Associate Professionals	29,285	1,366	5,559	5,516	4,350	3,504	2,584	2,281	1,736	1,281	682	426	
Clerical Support Workers	17,152	328	3,448	3,445	2,736	2,052	1,417	1,127	1,051	778	463	307	
Service and Sales Workers	47,653	2,835	7,056	6,939	6,026	5,747	4,845	4,593	3,645	2,696	1,766	1,505	
Skilled Agricultural Forestry and Fishery Workers	30,153	1,265	2,208	2,505	2,897	3,075	3,093	3,385	3,324	3,101	2,423	2,877	
Craft and Related Trades Workers	49,666	1,791	6,430	7,392	7,106	7,365	5,817	4,853	3,827	2,661	1,462	962	
Plant and Machine Operators and Assemblers	39,149	1,186	4,481	5,209	5,387	5,595	4,788	4,301	3,270	2,533	1,469	930	
Elementary Occupations	42,276	3,814	6,989	6,157	5,652	5,179	4,294	3,762	2,733	1,843	1,064	789	
Armed Forces Occupations	300	4	24	39	41	47	36	40	38	12	14	5	
Other Occupation Not Elsewhere Classified	-	-	-	-	-	-	-	-	-	-	-	-	
Not Reported	128	99	12	4	5	2	2	1	1	1	-	1	
<b>MALE</b>													
<i>Total</i>	<b>195,392</b>	<b>7,946</b>	<b>24,466</b>	<b>28,005</b>	<b>26,592</b>	<b>25,452</b>	<b>21,190</b>	<b>19,394</b>	<b>15,841</b>	<b>12,233</b>	<b>7,773</b>	<b>6,500</b>	
Managers	11,043	70	471	912	1,121	1,318	1,325	1,452	1,335	1,212	955	872	
Professionals	7,815	17	1,160	1,820	1,262	1,090	743	628	452	349	177	117	
Technicians and Associate Professionals	16,505	575	2,597	3,010	2,606	2,165	1,614	1,396	1,100	775	403	264	
Clerical Support Workers	7,284	140	1,278	1,492	1,220	922	624	490	457	331	209	121	
Service and Sales Workers	23,385	1,236	3,653	3,771	3,261	2,885	2,345	2,124	1,623	1,172	752	563	
Skilled Agricultural Forestry and Fishery Workers	27,879	1,192	2,092	2,370	2,698	2,876	3,099	2,846	3,069	2,826	2,208	2,603	
Craft and Related Trades Workers	38,541	1,087	4,502	5,699	5,716	5,774	4,648	4,028	3,151	2,140	1,131	665	
Plant and Machine Operators and Assemblers	34,843	720	3,111	4,262	4,831	5,218	4,581	4,097	3,189	2,489	1,440	905	
Elementary Occupations	27,743	2,850	5,575	4,636	3,835	3,157	2,427	2,039	1,427	927	485	385	
Armed Forces Occupations	287	4	23	31	40	46	36	40	38	12	13	4	
Other Occupation Not Elsewhere Classified	-	-	-	-	-	-	-	-	-	-	-	-	
Not Reported	67	55	4	2	2	1	1	1	-	-	-	1	
<b>FEMALE</b>													
<i>Total</i>	<b>104,567</b>	<b>4,940</b>	<b>15,923</b>	<b>15,512</b>	<b>13,381</b>	<b>12,722</b>	<b>10,641</b>	<b>9,764</b>	<b>7,979</b>	<b>6,210</b>	<b>3,992</b>	<b>3,503</b>	
Managers	13,351	77	515	950	1,395	1,684	1,662	1,720	1,647	1,515	1,074	1,112	
Professionals	11,988	34	2,036	2,629	1,995	1,516	1,225	1,015	761	461	216	100	
Technicians and Associate Professionals	12,780	791	2,962	2,506	1,744	1,339	970	885	636	506	279	162	
Clerical Support Workers	9,868	188	2,170	1,953	1,516	1,130	793	637	594	447	254	186	
Service and Sales Workers	24,268	1,599	3,403	3,168	2,765	2,862	2,500	2,469	2,022	1,524	1,014	942	
Skilled Agricultural Forestry and Fishery Workers	2,274	73	116	135	199	199	247	286	255	275	215	274	
Craft and Related Trades Workers	11,125	704	1,928	1,693	1,390	1,591	1,169	825	676	521	331	297	
Plant and Machine Operators and Assemblers	4,306	466	1,370	947	556	377	207	204	81	44	29	25	
Elementary Occupations	14,533	964	1,414	1,521	1,817	2,022	1,867	1,723	1,306	916	579	404	
Armed Forces Occupations	13	-	1	8	1	1	-	-	-	-	1	1	
Other Occupation Not Elsewhere Classified	-	-	-	-	-	-	-	-	-	-	-	-	
Not Reported	61	44	8	2	3	1	1	-	1	1	-	-	

Source: *Philippine Statistics Authority, 2015 Census of Population*

SEP2021/gainfulworkers\_agegroup

**Table 3.2**  
**Gainful Workers 15 Years Old and Over by Major Occupation Group, Age Group and Sex**  
*Municipality of Abucay*  
*Bataan 2015*

Sex, Major Occupation Group, and City/Municipality	Total Gainful Workers 15 Years Old and Over	Age Group											
		15-19	20-24	25-29	30-34	35-39	40-44	45-49	50-54	55-59	60-64	65 and over	
<b>ABUCAY</b>													
<b>BOTH SEXES</b>													
<i>Total</i>	<b>15,821</b>	<b>500</b>	<b>1,837</b>	<b>2,141</b>	<b>2,015</b>	<b>2,128</b>	<b>1,807</b>	<b>1,609</b>	<b>1,269</b>	<b>1,041</b>	<b>743</b>	<b>731</b>	
Managers	1,515	9	55	108	173	200	207	208	165	156	124	110	
Professionals	1,316	5	195	286	211	186	133	138	73	56	21	12	
Technicians and Associate Professionals	1,403	31	232	288	209	163	148	119	86	64	38	25	
Clerical Support Workers	923	11	163	175	135	144	92	66	59	33	22	23	
Service and Sales Workers	2,321	127	321	332	270	286	258	216	169	138	94	110	
Skilled Agricultural Forestry and Fishery Workers	1,574	48	93	98	105	150	147	162	173	193	161	244	
Craft and Related Trades Workers	2,559	47	208	293	335	418	351	296	233	169	118	91	
Plant and Machine Operators and Assemblers	1,812	39	172	244	233	288	219	201	148	125	81	62	
Elementary Occupations	2,382	174	396	317	344	292	250	202	163	107	84	53	
Armed Forces Occupations	5	-	1	-	-	1	1	1	-	-	-	1	
Other Occupation Not Elsewhere Classified	-	-	-	-	-	-	-	-	-	-	-	-	
Not Reported	11	9	1	-	-	-	1	-	-	-	-	-	
<b>MALE</b>													
<i>Total</i>	<b>10,543</b>	<b>320</b>	<b>1,133</b>	<b>1,407</b>	<b>1,376</b>	<b>1,445</b>	<b>1,212</b>	<b>1,057</b>	<b>866</b>	<b>708</b>	<b>504</b>	<b>515</b>	
Managers	843	4	35	59	98	109	114	112	84	88	73	67	
Professionals	549	2	76	125	96	76	59	48	29	23	9	6	
Technicians and Associate Professionals	818	12	103	166	132	98	97	80	52	41	19	18	
Clerical Support Workers	357	6	56	76	59	59	32	20	25	10	7	7	
Service and Sales Workers	965	53	136	160	130	120	98	78	63	50	43	34	
Skilled Agricultural Forestry and Fishery Workers	1,471	47	91	95	97	138	136	154	159	175	148	231	
Craft and Related Trades Workers	2,262	35	180	271	303	394	318	267	207	140	85	62	
Plant and Machine Operators and Assemblers	1,709	30	149	215	221	279	214	190	147	123	80	61	
Elementary Occupations	1,556	124	306	240	240	171	142	107	100	58	40	28	
Armed Forces Occupations	5	-	1	-	-	1	1	1	-	-	-	1	
Other Occupation Not Elsewhere Classified	-	-	-	-	-	-	-	-	-	-	-	-	
Not Reported	8	7	-	-	-	-	1	-	-	-	-	-	
<b>FEMALE</b>													
<i>Total</i>	<b>5,278</b>	<b>180</b>	<b>704</b>	<b>734</b>	<b>639</b>	<b>683</b>	<b>595</b>	<b>552</b>	<b>403</b>	<b>333</b>	<b>239</b>	<b>216</b>	
Managers	672	5	20	49	75	91	93	96	81	68	51	43	
Professionals	767	3	119	161	115	110	74	90	44	33	12	6	
Technicians and Associate Professionals	585	19	129	122	77	65	51	39	34	23	19	7	
Clerical Support Workers	566	5	107	99	76	85	60	46	34	23	15	16	
Service and Sales Workers	1,356	74	185	172	140	166	160	138	106	88	51	76	
Skilled Agricultural Forestry and Fishery Workers	103	1	2	3	8	12	11	8	14	18	13	13	
Craft and Related Trades Workers	297	12	28	22	32	24	33	29	26	29	33	29	
Plant and Machine Operators and Assemblers	103	9	23	29	12	9	5	11	1	2	1	1	
Elementary Occupations	826	50	90	77	104	121	108	95	63	49	44	25	
Armed Forces Occupations	-	-	-	-	-	-	-	-	-	-	-	-	
Other Occupation Not Elsewhere Classified	-	-	-	-	-	-	-	-	-	-	-	-	
Not Reported	3	2	1	-	-	-	-	-	-	-	-	-	

Source: *Philippine Statistics Authority, 2015 Census of Population*

SEP2021/gainfulworkers\_agegroup

**Table 3.3**  
**Gainful Workers 15 Years Old and Over by Major Occupation Group, Age Group and Sex**  
*Municipality of Bagac*  
*Bataan 2015*

Sex, Major Occupation Group, and City/Municipality	Total Gainful Workers 15 Years Old and Over	Age Group											
		15-19	20-24	25-29	30-34	35-39	40-44	45-49	50-54	55-59	60-64	65 and over	
<b>BAGAC</b>													
<b>BOTH SEXES</b>													
<i>Total</i>	<b>10,814</b>	<b>487</b>	<b>1,365</b>	<b>1,467</b>	<b>1,478</b>	<b>1,347</b>	<b>1,101</b>	<b>1,023</b>	<b>877</b>	<b>739</b>	<b>520</b>	<b>410</b>	
Managers	845	2	28	52	94	127	91	99	112	112	67	61	
Professionals	598	4	109	114	106	88	61	57	34	18	6	1	
Technicians and Associate Professionals	854	33	169	156	150	112	59	52	45	38	20	20	
Clerical Support Workers	513	11	87	101	63	62	48	43	33	32	22	11	
Service and Sales Workers	1,700	95	241	258	227	210	156	136	131	113	71	62	
Skilled Agricultural Forestry and Fishery Workers	2,130	81	141	202	230	206	234	275	218	203	174	166	
Craft and Related Trades Workers	1,432	63	207	214	204	194	151	116	111	87	52	33	
Plant and Machine Operators and Assemblers	910	24	61	94	130	132	125	102	83	72	56	31	
Elementary Occupations	1,801	166	316	275	269	213	174	142	108	62	52	24	
Armed Forces Occupations	24	1	6	1	5	3	2	1	2	2	-	1	
Other Occupation Not Elsewhere Classified	-	-	-	-	-	-	-	-	-	-	-	-	
Not Reported	7	7	-	-	-	-	-	-	-	-	-	-	
<b>MALE</b>													
<i>Total</i>	<b>7,202</b>	<b>321</b>	<b>878</b>	<b>959</b>	<b>1,014</b>	<b>904</b>	<b>742</b>	<b>689</b>	<b>580</b>	<b>488</b>	<b>360</b>	<b>267</b>	
Managers	338	1	10	21	34	53	38	47	48	42	23	21	
Professionals	197	-	32	51	35	30	15	18	6	6	3	1	
Technicians and Associate Professionals	423	13	71	65	90	63	33	27	23	14	14	10	
Clerical Support Workers	189	6	37	34	26	22	14	15	10	13	5	7	
Service and Sales Workers	763	41	137	132	117	90	60	53	44	44	24	21	
Skilled Agricultural Forestry and Fishery Workers	1,942	76	134	183	212	198	213	243	201	180	158	144	
Craft and Related Trades Workers	1,206	39	144	180	181	178	144	102	98	76	42	22	
Plant and Machine Operators and Assemblers	850	18	45	86	119	125	123	99	81	70	56	28	
Elementary Occupations	1,267	122	262	207	195	142	100	84	67	41	35	12	
Armed Forces Occupations	23	1	6	-	5	3	2	1	2	2	-	1	
Other Occupation Not Elsewhere Classified	-	-	-	-	-	-	-	-	-	-	-	-	
Not Reported	4	4	-	-	-	-	-	-	-	-	-	-	
<b>FEMALE</b>													
<i>Total</i>	<b>3,612</b>	<b>166</b>	<b>487</b>	<b>508</b>	<b>464</b>	<b>443</b>	<b>359</b>	<b>334</b>	<b>297</b>	<b>251</b>	<b>160</b>	<b>143</b>	
Managers	507	1	18	31	60	74	53	52	64	70	44	40	
Professionals	401	4	77	63	71	58	46	39	28	12	3	-	
Technicians and Associate Professionals	431	20	98	91	60	49	26	25	22	24	6	10	
Clerical Support Workers	324	5	50	67	37	40	34	28	23	19	17	4	
Service and Sales Workers	937	54	104	126	110	120	96	83	87	69	47	41	
Skilled Agricultural Forestry and Fishery Workers	188	5	7	19	18	8	21	32	17	23	16	22	
Craft and Related Trades Workers	226	24	63	34	23	16	7	14	13	11	10	11	
Plant and Machine Operators and Assemblers	60	6	16	8	11	7	2	3	2	2	-	3	
Elementary Occupations	534	44	54	68	74	71	74	58	41	21	17	12	
Armed Forces Occupations	1	-	-	1	-	-	-	-	-	-	-	-	
Other Occupation Not Elsewhere Classified	-	-	-	-	-	-	-	-	-	-	-	-	
Not Reported	3	3	-	-	-	-	-	-	-	-	-	-	

Source: *Philippine Statistics Authority, 2015 Census of Population*

SEP2021/gainfulworkers\_agegroup

**Table 3.4**  
**Gainful Workers 15 Years Old and Over by Major Occupation Group, Age Group and Sex**  
*City of Balanga*  
*Bataan 2015*

Sex, Major Occupation Group, and City/Municipality	Total Gainful Workers 15 Years Old and Over	Age Group										
		15-19	20-24	25-29	30-34	35-39	40-44	45-49	50-54	55-59	60-64	65 and over
<b>CITY OF BALANGA (Capital)</b>												
<b>BOTH SEXES</b>												
<i>Total</i>	<b>37,787</b>	<b>1,369</b>	<b>4,542</b>	<b>5,164</b>	<b>5,059</b>	<b>4,859</b>	<b>4,225</b>	<b>3,877</b>	<b>3,192</b>	<b>2,473</b>	<b>1,639</b>	<b>1,388</b>
Managers	3,791	19	134	306	408	447	476	476	423	389	348	365
Professionals	3,586	4	496	779	601	477	359	332	241	160	76	61
Technicians and Associate Professionals	3,555	63	428	547	547	508	392	363	268	223	139	77
Clerical Support Workers	2,860	27	487	501	460	370	280	233	207	143	88	64
Service and Sales Workers	7,204	502	1,253	1,118	886	818	707	589	534	363	250	184
Skilled Agricultural Forestry and Fishery Workers	2,418	86	151	173	194	235	250	276	299	273	202	279
Craft and Related Trades Workers	4,333	98	434	529	601	633	553	479	410	318	169	109
Plant and Machine Operators and Assemblers	4,739	52	296	509	693	756	660	609	441	358	216	149
Elementary Occupations	5,248	517	858	693	660	606	542	511	368	244	150	99
Armed Forces Occupations	45	1	2	8	7	9	6	9	-	2	1	-
Other Occupation Not Elsewhere Classified	-	-	-	-	-	-	-	-	-	-	-	-
Not Reported	8	-	3	1	2	-	-	-	1	-	-	1
<b>MALE</b>												
<i>Total</i>	<b>23,991</b>	<b>864</b>	<b>2,718</b>	<b>3,233</b>	<b>3,291</b>	<b>3,192</b>	<b>2,727</b>	<b>2,497</b>	<b>2,062</b>	<b>1,570</b>	<b>999</b>	<b>838</b>
Managers	1,643	8	54	127	170	208	202	221	180	163	142	168
Professionals	1,564	-	180	341	256	216	162	142	111	84	38	34
Technicians and Associate Professionals	2,222	34	213	348	360	335	249	230	180	138	86	49
Clerical Support Workers	1,160	8	170	211	197	150	128	89	88	59	42	18
Service and Sales Workers	3,415	209	620	556	474	412	312	266	250	148	104	64
Skilled Agricultural Forestry and Fishery Workers	2,158	82	145	155	174	213	220	245	262	240	180	242
Craft and Related Trades Workers	3,889	84	387	486	556	573	510	433	369	277	137	77
Plant and Machine Operators and Assemblers	4,574	43	256	478	667	738	649	601	437	352	210	143
Elementary Occupations	3,319	395	690	523	429	339	289	261	185	107	59	42
Armed Forces Occupations	44	1	2	8	7	8	6	9	-	2	1	-
Other Occupation Not Elsewhere Classified	-	-	-	-	-	-	-	-	-	-	-	-
Not Reported	3	-	1	-	1	-	-	-	-	-	-	1
<b>FEMALE</b>												
<i>Total</i>	<b>13,796</b>	<b>505</b>	<b>1,824</b>	<b>1,931</b>	<b>1,768</b>	<b>1,667</b>	<b>1,498</b>	<b>1,380</b>	<b>1,130</b>	<b>903</b>	<b>640</b>	<b>550</b>
Managers	2,148	11	80	179	238	239	274	255	243	226	206	197
Professionals	2,022	4	316	438	345	261	197	190	130	76	38	27
Technicians and Associate Professionals	1,333	29	215	199	187	173	143	133	88	85	53	28
Clerical Support Workers	1,700	19	317	290	263	220	152	144	119	84	46	46
Service and Sales Workers	3,789	293	633	562	412	406	395	323	284	215	146	120
Skilled Agricultural Forestry and Fishery Workers	260	4	6	18	20	22	30	31	37	33	22	37
Craft and Related Trades Workers	444	14	47	43	45	60	43	46	41	41	32	32
Plant and Machine Operators and Assemblers	165	9	40	31	26	18	11	8	4	6	6	6
Elementary Occupations	1,929	122	168	170	231	267	253	250	183	137	91	57
Armed Forces Occupations	1	-	-	-	-	1	-	-	-	-	-	-
Other Occupation Not Elsewhere Classified	-	-	-	-	-	-	-	-	-	-	-	-
Not Reported	5	-	2	1	1	-	-	-	1	-	-	-

Source: *Philippine Statistics Authority, 2015 Census of Population*

SEP2021/gainfulworkers\_agegroup

**Table 3.5**  
**Gainful Workers 15 Years Old and Over by Major Occupation Group, Age Group and Sex**  
*Municipality of Dinalupihan*  
*Bataan 2015*

Sex, Major Occupation Group, and City/Municipality	Total Gainful Workers 15 Years Old and Over	Age Group										
		15-19	20-24	25-29	30-34	35-39	40-44	45-49	50-54	55-59	60-64	65 and over
<b>DINALUPIHAN</b>												
<b>BOTH SEXES</b>												
<i>Total</i>	<b>40,045</b>	<b>1,706</b>	<b>5,487</b>	<b>5,793</b>	<b>5,276</b>	<b>4,957</b>	<b>4,318</b>	<b>3,973</b>	<b>3,147</b>	<b>2,449</b>	<b>1,537</b>	<b>1,402</b>
Managers	4,114	32	188	336	434	480	534	555	496	432	322	305
Professionals	2,581	7	431	535	401	352	264	205	181	126	54	25
Technicians and Associate Professionals	4,063	235	915	821	583	431	334	290	190	136	63	65
Clerical Support Workers	2,154	59	473	396	388	242	191	133	124	67	43	38
Service and Sales Workers	7,257	485	1,238	1,164	904	880	713	650	471	344	221	187
Skilled Agricultural Forestry and Fishery Workers	3,405	144	249	269	282	294	364	367	379	364	294	399
Craft and Related Trades Workers	4,785	115	453	600	632	659	606	614	468	329	187	122
Plant and Machine Operators and Assemblers	5,485	141	634	799	784	793	652	565	442	350	194	131
Elementary Occupations	6,141	485	901	866	864	816	650	588	388	299	156	128
Armed Forces Occupations	53	1	2	6	4	9	10	6	8	2	3	2
Other Occupation Not Elsewhere Classified	-	-	-	-	-	-	-	-	-	-	-	-
Not Reported	7	2	3	1	-	1	-	-	-	-	-	-
<b>MALE</b>												
<i>Total</i>	<b>26,515</b>	<b>1,058</b>	<b>3,343</b>	<b>3,795</b>	<b>3,522</b>	<b>3,361</b>	<b>2,956</b>	<b>2,686</b>	<b>2,162</b>	<b>1,677</b>	<b>1,035</b>	<b>920</b>
Managers	2,212	22	112	202	226	257	292	285	269	220	184	143
Professionals	974	5	170	224	134	126	106	62	64	47	21	15
Technicians and Associate Professionals	2,315	102	473	446	339	263	211	192	121	77	43	48
Clerical Support Workers	975	24	176	181	176	118	95	64	62	37	23	19
Service and Sales Workers	3,646	203	637	611	482	462	363	319	225	182	97	65
Skilled Agricultural Forestry and Fishery Workers	3,060	133	227	253	247	263	325	324	343	333	253	359
Craft and Related Trades Workers	4,330	89	374	560	597	624	559	578	436	283	150	80
Plant and Machine Operators and Assemblers	4,974	99	447	672	723	747	637	554	434	344	191	126
Elementary Occupations	3,974	379	724	639	594	492	358	302	200	152	70	64
Armed Forces Occupations	52	1	2	6	4	9	10	6	8	2	3	1
Other Occupation Not Elsewhere Classified	-	-	-	-	-	-	-	-	-	-	-	-
Not Reported	3	1	1	1	-	-	-	-	-	-	-	-
<b>FEMALE</b>												
<i>Total</i>	<b>13,530</b>	<b>648</b>	<b>2,144</b>	<b>1,998</b>	<b>1,754</b>	<b>1,596</b>	<b>1,362</b>	<b>1,287</b>	<b>985</b>	<b>772</b>	<b>502</b>	<b>482</b>
Managers	1,902	10	76	134	208	223	242	270	227	212	138	162
Professionals	1,607	2	261	311	267	226	158	143	117	79	33	10
Technicians and Associate Professionals	1,748	133	442	375	244	168	123	98	69	59	20	17
Clerical Support Workers	1,179	35	297	215	212	124	96	69	62	30	20	19
Service and Sales Workers	3,611	282	601	553	422	418	350	331	246	162	124	122
Skilled Agricultural Forestry and Fishery Workers	345	11	22	16	35	31	39	43	36	31	41	40
Craft and Related Trades Workers	455	26	79	40	35	35	47	36	32	46	37	42
Plant and Machine Operators and Assemblers	511	42	187	127	61	46	15	11	8	6	3	5
Elementary Occupations	2,167	106	177	227	270	324	292	286	188	147	86	64
Armed Forces Occupations	1	-	-	-	-	-	-	-	-	-	-	1
Other Occupation Not Elsewhere Classified	-	-	-	-	-	-	-	-	-	-	-	-
Not Reported	4	1	2	-	-	1	-	-	-	-	-	-

Source: *Philippine Statistics Authority, 2015 Census of Population*

SEP2021/gainfulworkers\_agegroup

**Table 3.6**  
**Gainful Workers 15 Years Old and Over by Major Occupation Group, Age Group and Sex**  
*Municipality of Hermosa*  
*Bataan 2015*

Sex, Major Occupation Group, and City/Municipality	Total Gainful Workers 15 Years Old and Over	Age Group										
		15-19	20-24	25-29	30-34	35-39	40-44	45-49	50-54	55-59	60-64	65 and over
<b>HERMOSA</b>												
<b>BOTH SEXES</b>												
<i>Total</i>	<b>25,218</b>	<b>1,227</b>	<b>3,608</b>	<b>3,680</b>	<b>3,180</b>	<b>3,117</b>	<b>2,646</b>	<b>2,453</b>	<b>1,955</b>	<b>1,450</b>	<b>994</b>	<b>908</b>
Managers	1,719	14	52	128	177	224	236	237	188	173	154	136
Professionals	1,259	8	202	271	185	157	147	109	83	55	24	18
Technicians and Associate Professionals	2,408	162	542	504	322	249	171	162	135	87	50	24
Clerical Support Workers	1,423	39	313	296	211	164	129	75	76	66	27	27
Service and Sales Workers	4,138	296	670	590	524	544	412	406	281	170	128	117
Skilled Agricultural Forestry and Fishery Workers	2,908	76	171	205	243	290	289	337	350	320	272	355
Craft and Related Trades Workers	2,817	60	280	394	360	412	346	342	238	190	108	87
Plant and Machine Operators and Assemblers	4,173	188	679	646	581	513	471	398	314	203	111	69
Elementary Occupations	4,335	373	696	639	574	560	442	387	284	186	119	75
Armed Forces Occupations	25	-	3	6	3	4	2	-	6	-	1	-
Other Occupation Not Elsewhere Classified	-	-	-	-	-	-	-	-	-	-	-	-
Not Reported	13	11	-	1	-	-	1	-	-	-	-	-
<b>MALE</b>												
<i>Total</i>	<b>16,994</b>	<b>753</b>	<b>2,192</b>	<b>2,445</b>	<b>2,199</b>	<b>2,213</b>	<b>1,818</b>	<b>1,701</b>	<b>1,358</b>	<b>1,016</b>	<b>674</b>	<b>625</b>
Managers	680	4	19	60	69	86	92	96	74	71	60	49
Professionals	426	3	53	93	64	69	43	36	26	18	10	11
Technicians and Associate Professionals	1,312	81	231	275	189	151	95	99	89	58	28	16
Clerical Support Workers	666	23	129	134	101	83	63	38	34	34	14	13
Service and Sales Workers	2,135	119	370	364	295	296	221	181	118	76	54	41
Skilled Agricultural Forestry and Fishery Workers	2,698	70	162	198	224	270	273	313	322	296	247	323
Craft and Related Trades Workers	2,529	51	241	357	338	385	309	314	223	163	86	62
Plant and Machine Operators and Assemblers	3,472	101	398	455	502	491	456	387	307	198	109	68
Elementary Occupations	3,047	295	586	505	414	378	264	237	159	102	65	42
Armed Forces Occupations	22	-	3	3	3	4	2	-	6	-	1	-
Other Occupation Not Elsewhere Classified	-	-	-	-	-	-	-	-	-	-	-	-
Not Reported	7	6	-	1	-	-	-	-	-	-	-	-
<b>FEMALE</b>												
<i>Total</i>	<b>8,224</b>	<b>474</b>	<b>1,416</b>	<b>1,235</b>	<b>981</b>	<b>904</b>	<b>828</b>	<b>752</b>	<b>597</b>	<b>434</b>	<b>320</b>	<b>283</b>
Managers	1,039	10	33	68	108	138	144	141	114	102	94	87
Professionals	833	5	149	178	121	88	104	73	57	37	14	7
Technicians and Associate Professionals	1,096	81	311	229	133	98	76	63	46	29	22	8
Clerical Support Workers	757	16	184	162	110	81	66	37	42	32	13	14
Service and Sales Workers	2,003	177	300	226	229	248	191	225	163	94	74	76
Skilled Agricultural Forestry and Fishery Workers	210	6	9	7	19	20	16	24	28	24	25	32
Craft and Related Trades Workers	288	9	39	37	22	27	37	28	15	27	22	25
Plant and Machine Operators and Assemblers	701	87	281	191	79	22	15	11	7	5	2	1
Elementary Occupations	1,288	78	110	134	160	182	178	150	125	84	54	33
Armed Forces Occupations	3	-	-	3	-	-	-	-	-	-	-	-
Other Occupation Not Elsewhere Classified	-	-	-	-	-	-	-	-	-	-	-	-
Not Reported	6	5	-	-	-	-	1	-	-	-	-	-

Source: *Philippine Statistics Authority, 2015 Census of Population*

SEP2021/gainfulworkers\_agegroup

**Table 3.7**  
**Gainful Workers 15 Years Old and Over by Major Occupation Group, Age Group and Sex**  
*Municipality of Limay*  
*Bataan 2015*

Sex, Major Occupation Group, and City/Municipality	Total Gainful Workers 15 Years Old and Over	Age Group										
		15-19	20-24	25-29	30-34	35-39	40-44	45-49	50-54	55-59	60-64	65 and over
<b>LIMAY</b>												
<b>BOTH SEXES</b>												
<i>Total</i>	<b>24,754</b>	<b>1,010</b>	<b>3,400</b>	<b>3,800</b>	<b>3,402</b>	<b>3,125</b>	<b>2,546</b>	<b>2,362</b>	<b>1,969</b>	<b>1,588</b>	<b>895</b>	<b>657</b>
Managers	1,607	9	66	112	152	207	189	198	218	204	129	123
Professionals	1,750	2	317	439	289	219	147	115	98	72	39	13
Technicians and Associate Professionals	2,688	87	435	493	417	317	255	240	186	150	76	32
Clerical Support Workers	1,349	22	271	290	211	143	99	76	88	62	58	29
Service and Sales Workers	3,343	180	424	447	422	415	333	386	270	225	118	123
Skilled Agricultural Forestry and Fishery Workers	2,517	167	265	248	279	257	256	265	255	226	149	150
Craft and Related Trades Workers	5,259	161	700	892	821	762	586	493	389	275	113	67
Plant and Machine Operators and Assemblers	3,125	58	316	413	428	470	393	332	267	245	131	72
Elementary Occupations	3,069	311	602	461	376	330	287	251	193	128	82	48
Armed Forces Occupations	32	1	2	5	6	5	1	6	5	1	-	-
Other Occupation Not Elsewhere Classified	-	-	-	-	-	-	-	-	-	-	-	-
Not Reported	15	12	2	-	1	-	-	-	-	-	-	-
<b>MALE</b>												
<i>Total</i>	<b>16,917</b>	<b>660</b>	<b>2,179</b>	<b>2,592</b>	<b>2,409</b>	<b>2,206</b>	<b>1,795</b>	<b>1,667</b>	<b>1,353</b>	<b>1,069</b>	<b>587</b>	<b>400</b>
Managers	587	2	25	48	51	71	58	74	77	70	61	50
Professionals	720	-	124	174	108	91	60	57	44	38	15	9
Technicians and Associate Professionals	1,635	28	197	298	286	218	176	157	121	90	45	19
Clerical Support Workers	546	8	87	110	94	65	45	39	28	27	27	6
Service and Sales Workers	1,548	73	182	231	212	175	146	184	135	107	56	47
Skilled Agricultural Forestry and Fishery Workers	2,357	164	256	237	259	248	238	254	231	206	136	128
Craft and Related Trades Workers	4,600	98	536	767	747	700	546	463	361	241	95	46
Plant and Machine Operators and Assemblers	2,957	42	270	376	402	452	387	323	264	241	128	72
Elementary Occupations	1,928	236	499	348	244	181	138	110	78	47	24	23
Armed Forces Occupations	30	1	2	3	6	5	1	6	5	1	-	-
Other Occupation Not Elsewhere Classified	-	-	-	-	-	-	-	-	-	-	-	-
Not Reported	9	8	1	-	-	-	-	-	-	-	-	-
<b>FEMALE</b>												
<i>Total</i>	<b>7,837</b>	<b>350</b>	<b>1,221</b>	<b>1,208</b>	<b>993</b>	<b>919</b>	<b>751</b>	<b>695</b>	<b>616</b>	<b>519</b>	<b>308</b>	<b>257</b>
Managers	1,020	7	41	64	101	136	131	124	141	134	68	73
Professionals	1,030	2	193	265	181	128	87	58	54	34	24	4
Technicians and Associate Professionals	1,053	59	238	195	131	99	79	83	65	60	31	13
Clerical Support Workers	803	14	184	180	117	78	54	37	51	34	31	23
Service and Sales Workers	1,795	107	242	216	210	240	187	202	135	118	62	76
Skilled Agricultural Forestry and Fishery Workers	160	3	9	11	20	9	18	11	24	20	13	22
Craft and Related Trades Workers	659	63	164	125	74	62	40	30	28	34	18	21
Plant and Machine Operators and Assemblers	168	16	46	37	26	18	6	9	3	4	3	-
Elementary Occupations	1,141	75	103	113	132	149	149	141	115	81	58	25
Armed Forces Occupations	2	-	-	2	-	-	-	-	-	-	-	-
Other Occupation Not Elsewhere Classified	-	-	-	-	-	-	-	-	-	-	-	-
Not Reported	6	4	1	-	1	-	-	-	-	-	-	-

Source: *Philippine Statistics Authority, 2015 Census of Population*

SEP2021/gainfulworkers\_agegroup



**Table 3.8**  
**Gainful Workers 15 Years Old and Over by Major Occupation Group, Age Group and Sex**  
*Municipality of Mariveles*  
*Bataan 2015*

Sex, Major Occupation Group, and City/Municipality	Total Gainful Workers 15 Years Old and Over	Age Group										
		15-19	20-24	25-29	30-34	35-39	40-44	45-49	50-54	55-59	60-64	65 and over
<b>MARIVELES</b>												
<b>BOTH SEXES</b>												
<i>Total</i>	<b>56,262</b>	<b>3,065</b>	<b>8,818</b>	<b>8,746</b>	<b>7,813</b>	<b>7,638</b>	<b>5,702</b>	<b>5,005</b>	<b>3,883</b>	<b>2,890</b>	<b>1,594</b>	<b>1,108</b>
Managers	3,311	12	125	238	301	428	385	461	451	417	274	219
Professionals	2,635	5	510	626	461	356	210	178	140	84	50	15
Technicians and Associate Professionals	6,352	443	1,321	1,181	972	761	509	445	330	234	99	57
Clerical Support Workers	2,982	73	694	757	491	318	166	152	143	106	59	23
Service and Sales Workers	6,506	290	688	814	866	834	726	737	583	510	267	191
Skilled Agricultural Forestry and Fishery Workers	4,090	209	342	403	455	484	424	458	405	367	272	271
Craft and Related Trades Workers	16,773	899	2,905	2,851	2,512	2,662	1,872	1,267	895	533	241	136
Plant and Machine Operators and Assemblers	7,337	359	1,030	956	955	1,079	818	820	592	410	219	99
Elementary Occupations	6,231	767	1,202	916	797	706	588	480	339	226	113	97
Armed Forces Occupations	36	-	1	4	3	10	4	6	5	3	-	-
Other Occupation Not Elsewhere Classified	-	-	-	-	-	-	-	-	-	-	-	-
Not Reported	9	8	-	-	-	-	-	1	-	-	-	-
<b>MALE</b>												
<i>Total</i>	<b>33,580</b>	<b>1,668</b>	<b>4,885</b>	<b>5,099</b>	<b>4,716</b>	<b>4,604</b>	<b>3,509</b>	<b>3,128</b>	<b>2,416</b>	<b>1,799</b>	<b>1,041</b>	<b>715</b>
Managers	1,367	6	56	118	119	170	155	183	182	175	116	87
Professionals	1,063	1	191	254	176	151	73	83	66	38	19	11
Technicians and Associate Professionals	3,155	184	574	565	486	395	284	227	206	143	59	32
Clerical Support Workers	1,289	32	250	313	210	159	78	81	74	44	37	11
Service and Sales Workers	3,635	145	414	511	545	495	412	391	281	230	128	83
Skilled Agricultural Forestry and Fishery Workers	3,866	189	331	393	440	464	400	434	383	334	253	245
Craft and Related Trades Workers	9,422	428	1,611	1,634	1,467	1,444	1,027	728	495	322	171	95
Plant and Machine Operators and Assemblers	5,716	168	603	664	743	879	713	698	547	396	210	95
Elementary Occupations	4,029	513	854	644	527	437	363	296	177	114	48	56
Armed Forces Occupations	35	-	1	3	3	10	4	6	5	3	-	-
Other Occupation Not Elsewhere Classified	-	-	-	-	-	-	-	-	-	-	-	-
Not Reported	3	2	-	-	-	-	-	1	-	-	-	-
<b>FEMALE</b>												
<i>Total</i>	<b>22,682</b>	<b>1,397</b>	<b>3,933</b>	<b>3,647</b>	<b>3,097</b>	<b>3,034</b>	<b>2,193</b>	<b>1,877</b>	<b>1,467</b>	<b>1,091</b>	<b>553</b>	<b>393</b>
Managers	1,944	6	69	120	182	258	230	278	269	242	158	132
Professionals	1,572	4	319	372	285	205	137	95	74	46	31	4
Technicians and Associate Professionals	3,197	259	747	616	486	366	225	218	124	91	40	25
Clerical Support Workers	1,693	41	444	444	281	159	88	71	69	62	22	12
Service and Sales Workers	2,871	145	274	303	321	339	314	346	302	280	139	108
Skilled Agricultural Forestry and Fishery Workers	224	20	11	10	15	20	24	24	22	33	19	26
Craft and Related Trades Workers	7,351	471	1,294	1,217	1,045	1,218	845	539	400	211	70	41
Plant and Machine Operators and Assemblers	1,621	191	427	292	212	200	105	122	45	14	9	4
Elementary Occupations	2,202	254	348	272	270	269	225	184	162	112	65	41
Armed Forces Occupations	1	-	-	1	-	-	-	-	-	-	-	-
Other Occupation Not Elsewhere Classified	-	-	-	-	-	-	-	-	-	-	-	-
Not Reported	6	6	-	-	-	-	-	-	-	-	-	-

Source: *Philippine Statistics Authority, 2015 Census of Population*

SEP2021/gainfulworkers\_agegroup

**Table 3.9**  
**Gainful Workers 15 Years Old and Over by Major Occupation Group, Age Group and Sex**  
*Municipality of Morong*  
*Bataan 2015*

Sex, Major Occupation Group, and City/Municipality	Total Gainful Workers 15 Years Old and Over	Age Group										
		15-19	20-24	25-29	30-34	35-39	40-44	45-49	50-54	55-59	60-64	65 and over
<b>MORONG</b>												
<b>BOTH SEXES</b>												
<i>Total</i>	10,555	441	1,363	1,555	1,462	1,272	1,102	995	854	685	493	333
Managers	628	3	23	42	67	79	83	91	78	66	51	45
Professionals	560	1	94	108	92	66	67	47	33	27	17	8
Technicians and Associate Professionals	826	36	194	178	126	82	61	50	38	39	14	8
Clerical Support Workers	517	7	83	80	67	72	54	49	35	32	25	13
Service and Sales Workers	1,921	100	250	283	276	249	201	196	133	110	85	38
Skilled Agricultural Forestry and Fishery Workers	1,782	62	97	147	189	178	188	186	220	194	172	149
Craft and Related Trades Workers	1,796	59	199	271	287	238	209	175	158	108	63	29
Plant and Machine Operators and Assemblers	751	13	75	108	107	104	74	79	67	67	32	25
Elementary Occupations	1,758	160	347	336	249	203	161	120	90	41	34	17
Armed Forces Occupations	16	-	1	2	2	1	4	2	2	1	-	1
Other Occupation Not Elsewhere Classified	-	-	-	-	-	-	-	-	-	-	-	-
Not Reported	-	-	-	-	-	-	-	-	-	-	-	-
<b>MALE</b>												
<i>Total</i>	7,475	314	928	1,111	1,075	909	792	693	578	490	342	243
Managers	206	-	10	12	20	19	29	32	24	21	21	18
Professionals	178	1	30	44	35	16	17	14	8	7	5	1
Technicians and Associate Professionals	466	15	89	86	78	54	47	31	24	29	8	5
Clerical Support Workers	219	3	37	35	36	30	19	22	15	9	6	7
Service and Sales Workers	1,147	54	166	197	181	149	121	120	51	52	42	14
Skilled Agricultural Forestry and Fishery Workers	1,719	60	93	141	187	173	180	178	215	184	165	143
Craft and Related Trades Workers	1,631	53	180	257	277	227	196	155	129	94	42	21
Plant and Machine Operators and Assemblers	677	5	47	87	97	102	71	77	67	67	32	25
Elementary Occupations	1,216	123	275	250	162	138	108	62	43	26	21	8
Armed Forces Occupations	16	-	1	2	2	1	4	2	2	1	-	1
Other Occupation Not Elsewhere Classified	-	-	-	-	-	-	-	-	-	-	-	-
Not Reported	-	-	-	-	-	-	-	-	-	-	-	-
<b>FEMALE</b>												
<i>Total</i>	3,080	127	435	444	387	363	310	302	276	195	151	90
Managers	422	3	13	30	47	60	54	59	54	45	30	27
Professionals	382	-	64	64	57	50	50	33	25	20	12	7
Technicians and Associate Professionals	360	21	105	92	48	28	14	19	14	10	6	3
Clerical Support Workers	298	4	46	45	31	42	35	27	20	23	19	6
Service and Sales Workers	774	46	84	86	95	100	80	76	82	58	43	24
Skilled Agricultural Forestry and Fishery Workers	63	2	4	6	2	5	8	8	5	10	7	6
Craft and Related Trades Workers	165	6	19	14	10	11	13	20	29	14	21	8
Plant and Machine Operators and Assemblers	74	8	28	21	10	2	3	2	-	-	-	-
Elementary Occupations	542	37	72	86	87	65	53	58	47	15	13	9
Armed Forces Occupations	-	-	-	-	-	-	-	-	-	-	-	-
Other Occupation Not Elsewhere Classified	-	-	-	-	-	-	-	-	-	-	-	-
Not Reported	-	-	-	-	-	-	-	-	-	-	-	-

Source: *Philippine Statistics Authority, 2015 Census of Population*

SEP2021/gainfulworkers\_agegroup

**Table 3.10**  
**Gainful Workers 15 Years Old and Over by Major Occupation Group, Age Group and Sex**  
*Municipality of Orani*  
*Bataan 2015*

Sex, Major Occupation Group, and City/Municipality	Total Gainful Workers 15 Years Old and Over	Age Group										
		15-19	20-24	25-29	30-34	35-39	40-44	45-49	50-54	55-59	60-64	65 and over
<b>ORANI</b>												
<b>BOTH SEXES</b>												
<i>Total</i>	27,463	1,076	3,510	3,950	3,448	3,197	2,823	2,828	2,371	1,769	1,278	1,213
Managers	2,944	23	147	226	322	330	336	385	330	320	246	279
Professionals	1,685	4	257	392	288	191	158	166	107	54	44	24
Technicians and Associate Professionals	2,522	137	590	507	348	261	167	172	139	90	66	45
Clerical Support Workers	1,405	28	268	290	231	153	103	103	86	76	44	23
Service and Sales Workers	5,312	266	682	756	630	639	573	529	475	320	222	220
Skilled Agricultural Forestry and Fishery Workers	2,965	112	228	288	272	288	301	346	306	302	246	276
Craft and Related Trades Workers	2,711	74	275	321	327	381	307	322	273	187	137	107
Plant and Machine Operators and Assemblers	4,127	156	587	630	532	491	476	404	355	215	162	119
Elementary Occupations	3,760	272	475	536	494	461	399	398	296	204	105	120
Armed Forces Occupations	27	-	1	3	4	2	3	3	4	1	6	-
Other Occupation Not Elsewhere Classified	-	-	-	-	-	-	-	-	-	-	-	-
Not Reported	5	4	-	1	-	-	-	-	-	-	-	-
<b>MALE</b>												
<i>Total</i>	18,186	701	2,152	2,613	2,323	2,225	1,905	1,875	1,596	1,164	868	764
Managers	1,538	14	76	129	181	163	173	200	170	161	137	134
Professionals	643	2	89	151	114	78	52	66	37	22	23	9
Technicians and Associate Professionals	1,376	57	283	275	199	170	109	93	79	47	38	26
Clerical Support Workers	627	12	113	142	100	74	46	42	43	28	19	8
Service and Sales Workers	2,604	124	357	417	327	329	286	233	210	143	93	85
Skilled Agricultural Forestry and Fishery Workers	2,799	111	214	274	265	276	273	326	290	281	232	257
Craft and Related Trades Workers	2,393	60	237	289	301	349	276	297	250	153	107	74
Plant and Machine Operators and Assemblers	3,703	112	407	523	479	478	462	397	352	214	160	119
Elementary Occupations	2,475	207	375	410	353	306	225	218	161	114	54	52
Armed Forces Occupations	26	-	1	3	4	2	3	3	4	1	5	-
Other Occupation Not Elsewhere Classified	-	-	-	-	-	-	-	-	-	-	-	-
Not Reported	2	2	-	-	-	-	-	-	-	-	-	-
<b>FEMALE</b>												
<i>Total</i>	9,277	375	1,358	1,337	1,125	972	918	953	775	605	410	449
Managers	1,406	9	71	97	141	167	163	185	160	159	109	145
Professionals	1,042	2	168	241	174	113	106	100	70	32	21	15
Technicians and Associate Professionals	1,146	80	307	232	149	91	58	79	60	43	28	19
Clerical Support Workers	778	16	155	148	131	79	57	61	43	48	25	15
Service and Sales Workers	2,708	142	325	339	303	310	287	296	265	177	129	135
Skilled Agricultural Forestry and Fishery Workers	166	1	14	14	7	12	28	20	16	21	14	19
Craft and Related Trades Workers	318	14	38	32	26	32	31	25	23	34	30	33
Plant and Machine Operators and Assemblers	424	44	180	107	53	13	14	7	3	1	2	-
Elementary Occupations	1,285	65	100	126	141	155	174	180	135	90	51	68
Armed Forces Occupations	1	-	-	-	-	-	-	-	-	-	1	-
Other Occupation Not Elsewhere Classified	-	-	-	-	-	-	-	-	-	-	-	-
Not Reported	3	2	-	1	-	-	-	-	-	-	-	-

Source: *Philippine Statistics Authority, 2015 Census of Population*

SEP2021/gainfulworkers\_agegroup

**Table 3.11**  
**Gainful Workers 15 Years Old and Over by Major Occupation Group, Age Group and Sex**  
*Municipality of Orion*  
*Bataan 2015*

Sex, Major Occupation Group, and City/Municipality	Total Gainful Workers 15 Years Old and Over	Age Group										
		15-19	20-24	25-29	30-34	35-39	40-44	45-49	50-54	55-59	60-64	65 and over
<b>ORION</b>												
<b>BOTH SEXES</b>												
<i>Total</i>	<b>21,502</b>	<b>935</b>	<b>2,749</b>	<b>3,024</b>	<b>2,921</b>	<b>2,783</b>	<b>2,292</b>	<b>2,035</b>	<b>1,740</b>	<b>1,393</b>	<b>904</b>	<b>726</b>
Managers	1,531	10	70	135	174	179	174	168	182	186	130	123
Professionals	1,444	4	241	347	239	198	165	81	75	60	17	17
Technicians and Associate Professionals	1,784	45	255	311	279	249	195	156	138	82	43	31
Clerical Support Workers	1,201	28	267	247	194	155	82	69	62	62	27	8
Service and Sales Workers	3,099	194	443	437	391	345	310	299	258	170	139	113
Skilled Agricultural Forestry and Fishery Workers	3,120	160	277	263	338	354	289	333	329	303	218	256
Craft and Related Trades Workers	3,158	126	373	483	453	453	349	304	257	184	115	61
Plant and Machine Operators and Assemblers	3,024	88	308	340	413	439	403	358	240	222	138	75
Elementary Occupations	3,093	257	509	459	434	410	322	265	196	124	75	42
Armed Forces Occupations	22	-	5	2	5	-	3	2	3	-	2	-
Other Occupation Not Elsewhere Classified	-	-	-	-	-	-	-	-	-	-	-	-
Not Reported	26	23	1	-	1	1	-	-	-	-	-	-
<b>MALE</b>												
<i>Total</i>	<b>14,256</b>	<b>595</b>	<b>1,721</b>	<b>1,999</b>	<b>1,980</b>	<b>1,872</b>	<b>1,548</b>	<b>1,373</b>	<b>1,163</b>	<b>939</b>	<b>579</b>	<b>487</b>
Managers	573	4	26	49	65	60	58	65	79	71	44	52
Professionals	548	-	92	150	93	76	57	26	17	23	5	9
Technicians and Associate Professionals	1,103	17	128	181	187	167	130	107	90	51	27	18
Clerical Support Workers	503	7	92	106	88	67	40	34	23	35	8	3
Service and Sales Workers	1,300	78	192	208	184	145	135	105	105	54	44	50
Skilled Agricultural Forestry and Fishery Workers	2,854	148	259	252	312	330	263	285	299	279	202	225
Craft and Related Trades Workers	2,633	80	278	398	395	391	311	276	224	152	86	42
Plant and Machine Operators and Assemblers	2,784	54	226	292	388	418	390	350	236	220	136	74
Elementary Occupations	1,925	195	423	362	264	217	161	123	87	54	25	14
Armed Forces Occupations	19	-	4	1	4	-	3	2	3	-	2	-
Other Occupation Not Elsewhere Classified	-	-	-	-	-	-	-	-	-	-	-	-
Not Reported	14	12	1	-	-	1	-	-	-	-	-	-
<b>FEMALE</b>												
<i>Total</i>	<b>7,246</b>	<b>340</b>	<b>1,028</b>	<b>1,025</b>	<b>941</b>	<b>911</b>	<b>744</b>	<b>662</b>	<b>577</b>	<b>454</b>	<b>325</b>	<b>239</b>
Managers	958	6	44	86	109	119	116	103	103	115	86	71
Professionals	896	4	149	197	146	122	108	55	58	37	12	8
Technicians and Associate Professionals	681	28	127	130	92	82	65	49	48	31	16	13
Clerical Support Workers	698	21	175	141	106	88	42	35	39	27	19	5
Service and Sales Workers	1,799	116	251	229	207	200	175	194	153	116	95	63
Skilled Agricultural Forestry and Fishery Workers	266	12	18	11	26	24	26	48	30	24	16	31
Craft and Related Trades Workers	525	46	95	85	58	62	38	28	33	32	29	19
Plant and Machine Operators and Assemblers	240	34	82	48	25	21	13	8	4	2	2	1
Elementary Occupations	1,168	62	86	97	170	193	161	142	109	70	50	28
Armed Forces Occupations	3	-	1	1	1	-	-	-	-	-	-	-
Other Occupation Not Elsewhere Classified	-	-	-	-	-	-	-	-	-	-	-	-
Not Reported	12	11	-	-	1	-	-	-	-	-	-	-

Source: *Philippine Statistics Authority, 2015 Census of Population*

SEP2021/gainfulworkers\_agegroup

**Table 3.12**  
**Gainful Workers 15 Years Old and Over by Major Occupation Group, Age Group and Sex**  
*Municipality of Pilar*  
*Bataan 2015*

Sex, Major Occupation Group, and City/Municipality	Total Gainful Workers 15 Years Old and Over	Age Group											
		15-19	20-24	25-29	30-34	35-39	40-44	45-49	50-54	55-59	60-64	65 and over	
<b>PILAR</b>													
<b>BOTH SEXES</b>													
<i>Total</i>	<b>16,316</b>	<b>589</b>	<b>2,057</b>	<b>2,306</b>	<b>2,170</b>	<b>2,046</b>	<b>1,817</b>	<b>1,638</b>	<b>1,379</b>	<b>1,084</b>	<b>621</b>	<b>609</b>	
Managers	1,321	6	57	97	123	171	161	145	178	151	106	126	
Professionals	1,231	4	185	297	211	159	123	99	64	51	24	14	
Technicians and Associate Professionals	1,373	31	191	236	197	185	154	132	103	82	36	26	
Clerical Support Workers	916	12	180	153	144	113	83	69	65	44	23	30	
Service and Sales Workers	2,878	200	549	448	368	299	255	250	191	134	92	92	
Skilled Agricultural Forestry and Fishery Workers	1,456	54	81	95	134	161	162	171	170	155	124	149	
Craft and Related Trades Workers	2,416	52	253	349	354	320	300	261	225	154	88	60	
Plant and Machine Operators and Assemblers	2,217	36	180	261	321	314	316	273	202	175	74	65	
Elementary Occupations	2,495	188	381	370	316	322	263	235	181	138	54	47	
Armed Forces Occupations	6	-	-	-	1	2	-	3	-	-	-	-	
Other Occupation Not Elsewhere Classified	-	-	-	-	-	-	-	-	-	-	-	-	
Not Reported	7	6	-	-	1	-	-	-	-	-	-	-	
<b>MALE</b>													
<i>Total</i>	<b>10,810</b>	<b>395</b>	<b>1,300</b>	<b>1,518</b>	<b>1,484</b>	<b>1,374</b>	<b>1,219</b>	<b>1,106</b>	<b>908</b>	<b>733</b>	<b>402</b>	<b>371</b>	
Managers	527	3	27	45	51	60	61	60	67	71	45	37	
Professionals	492	3	66	116	77	80	41	40	23	24	14	8	
Technicians and Associate Professionals	853	14	98	144	129	130	98	88	64	55	16	17	
Clerical Support Workers	349	7	57	67	59	48	24	25	19	16	12	15	
Service and Sales Workers	1,262	94	280	206	179	113	108	93	73	46	39	31	
Skilled Agricultural Forestry and Fishery Workers	1,328	52	76	86	125	141	151	154	157	142	109	135	
Craft and Related Trades Workers	2,189	40	217	321	343	294	277	243	205	137	73	39	
Plant and Machine Operators and Assemblers	2,118	25	158	240	307	308	307	264	200	173	73	63	
Elementary Occupations	1,682	154	321	293	212	198	152	136	100	69	21	26	
Armed Forces Occupations	6	-	-	-	1	2	-	3	-	-	-	-	
Other Occupation Not Elsewhere Classified	-	-	-	-	-	-	-	-	-	-	-	-	
Not Reported	4	3	-	-	1	-	-	-	-	-	-	-	
<b>FEMALE</b>													
<i>Total</i>	<b>5,506</b>	<b>194</b>	<b>757</b>	<b>788</b>	<b>686</b>	<b>672</b>	<b>598</b>	<b>532</b>	<b>471</b>	<b>351</b>	<b>219</b>	<b>238</b>	
Managers	794	3	30	52	72	111	100	85	111	80	61	89	
Professionals	739	1	119	181	134	79	82	59	41	27	10	6	
Technicians and Associate Professionals	520	17	93	92	68	55	56	44	39	27	20	9	
Clerical Support Workers	567	5	123	86	85	65	59	44	46	28	11	15	
Service and Sales Workers	1,616	106	269	242	189	186	147	157	118	88	53	61	
Skilled Agricultural Forestry and Fishery Workers	128	2	5	9	9	20	11	17	13	13	15	14	
Craft and Related Trades Workers	227	12	36	28	11	26	23	18	20	17	15	21	
Plant and Machine Operators and Assemblers	99	11	22	21	14	6	9	9	2	2	1	2	
Elementary Occupations	813	34	60	77	104	124	111	99	81	69	33	21	
Armed Forces Occupations	-	-	-	-	-	-	-	-	-	-	-	-	
Other Occupation Not Elsewhere Classified	-	-	-	-	-	-	-	-	-	-	-	-	
Not Reported	3	3	-	-	-	-	-	-	-	-	-	-	

Source: *Philippine Statistics Authority, 2015 Census of Population*

SEP2021/gainfulworkers\_agegroup

**Table 3.13**  
**Gainful Workers 15 Years Old and Over by Major Occupation Group, Age Group and Sex**  
*Municipality of Samal*  
*Bataan 2015*

Sex, Major Occupation Group, and City/Municipality	Total Gainful Workers 15 Years Old and Over	Age Group										
		15-19	20-24	25-29	30-34	35-39	40-44	45-49	50-54	55-59	60-64	65 and over
<b>SAMAL</b>												
<b>BOTH SEXES</b>												
<i>Total</i>	13,422	481	1,653	1,891	1,749	1,705	1,452	1,360	1,184	882	547	518
Managers	1,068	8	41	82	91	130	115	149	161	121	78	92
Professionals	1,158	3	159	255	173	157	134	116	84	47	21	9
Technicians and Associate Professionals	1,457	63	287	294	200	186	139	100	78	56	38	16
Clerical Support Workers	909	11	162	159	141	116	90	59	73	55	25	18
Service and Sales Workers	1,974	100	297	292	262	228	201	199	149	99	79	68
Skilled Agricultural Forestry and Fishery Workers	1,788	66	113	114	176	178	189	209	220	201	139	183
Craft and Related Trades Workers	1,627	37	143	195	220	233	187	184	170	127	71	60
Plant and Machine Operators and Assemblers	1,449	32	143	209	210	216	181	160	119	91	55	33
Elementary Occupations	1,963	144	306	289	275	260	216	183	127	84	40	39
Armed Forces Occupations	9	-	-	2	1	1	-	1	3	-	1	-
Other Occupation Not Elsewhere Classified	-	-	-	-	-	-	-	-	-	-	-	-
Not Reported	20	17	2	-	-	-	-	-	-	1	-	-
<b>MALE</b>												
<i>Total</i>	8,923	297	1,037	1,234	1,203	1,147	967	922	799	580	382	355
Managers	529	2	21	42	37	62	53	77	81	59	49	46
Professionals	461	-	57	97	74	81	58	36	21	19	15	3
Technicians and Associate Professionals	827	18	137	161	131	121	85	65	51	32	20	6
Clerical Support Workers	404	4	74	83	74	47	40	21	27	18	9	7
Service and Sales Workers	965	43	162	178	135	99	83	101	68	40	28	28
Skilled Agricultural Forestry and Fishery Workers	1,627	60	104	103	156	162	174	189	207	176	125	171
Craft and Related Trades Workers	1,457	30	117	179	211	215	175	172	154	102	57	45
Plant and Machine Operators and Assemblers	1,309	23	105	174	183	201	172	157	117	91	55	31
Elementary Occupations	1,325	107	260	215	201	158	127	103	70	43	23	18
Armed Forces Occupations	9	-	-	2	1	1	-	1	3	-	1	-
Other Occupation Not Elsewhere Classified	-	-	-	-	-	-	-	-	-	-	-	-
Not Reported	10	10	-	-	-	-	-	-	-	-	-	-
<b>FEMALE</b>												
<i>Total</i>	4,499	184	616	657	546	558	485	438	385	302	165	163
Managers	539	6	20	40	54	68	62	72	80	62	29	46
Professionals	697	3	102	158	99	76	76	80	63	28	6	6
Technicians and Associate Professionals	630	45	150	133	69	65	54	35	27	24	18	10
Clerical Support Workers	505	7	88	76	67	69	50	38	46	37	16	11
Service and Sales Workers	1,009	57	135	114	127	129	118	98	81	59	51	40
Skilled Agricultural Forestry and Fishery Workers	161	6	9	11	20	16	15	20	13	25	14	12
Craft and Related Trades Workers	170	7	26	16	9	18	12	12	16	25	14	15
Plant and Machine Operators and Assemblers	140	9	38	35	27	15	9	3	2	-	-	2
Elementary Occupations	638	37	46	74	74	102	89	80	57	41	17	21
Armed Forces Occupations	-	-	-	-	-	-	-	-	-	-	-	-
Other Occupation Not Elsewhere Classified	-	-	-	-	-	-	-	-	-	-	-	-
Not Reported	10	7	2	-	-	-	-	-	-	1	-	-

Source: *Philippine Statistics Authority, 2015 Census of Population*

SEP2021/gainfulworkers\_agegroup

# **IV. EDUCATION AND MANPOWER**

**Table 4.0**  
**NUMBER OF PRE-ELEMENTARY, ELEMENTARY, SECONDARY, TECHNICAL/VOCATIONAL**  
**AND TERTIARY SCHOOLS BY MUNICIPALITY/CITY**  
 SY 2021-2022  
*Province of Bataan*

Division	ELEMENTARY			SECONDARY			TECH./VOC.			TERTIARY			Grand Total
	Public	Private	Total	Public	Private	Total	Public	Private	Total	Public	Private	Total	
Abucay	12	3	15	3	2	5	1	0	1	1	1	2	23
Bagac	10	4	14	3	1	4	0	0	0	1	0	1	19
City of Balanga	18	14	32	4	11	15	1	0	1	2	7	9	57
Dinalupihan	33	10	43	8	6	14	1	0	1	1	1	2	60
Hermosa	20	5	25	4	4	8	0	0	0	0	0	0	33
Limay	13	7	20	3	2	5	1	0	1	1	0	1	27
Mariveles	18	16	34	12	8	20	0	0	0	1	1	2	56
Morong	9	2	11	5	2	7	0	0	0	0	0	0	18
Orani	16	5	21	5	4	9	1	0	1	1	0	1	32
Orion	14	3	17	2	3	5	1	0	1	0	0	0	23
Pilar	12	3	15	2	1	3	0	0	0	0	0	0	18
Samal	10	4	14	2	1	3	0	0	0	0	0	0	17
<b>TOTAL</b>	<b>185</b>	<b>76</b>	<b>261</b>	<b>53</b>	<b>45</b>	<b>98</b>	<b>6</b>	<b>0</b>	<b>6</b>	<b>8</b>	<b>10</b>	<b>18</b>	<b>383</b>

Source: *DepEd - Bataan/BES*

*SEP2021/elem & secondary schs*



**Table 4.1**  
**SUMMARY OF PUBLIC AND PRIVATE ELEMENTARY ENROLMENT**  
**AND NUMBER OF TEACHERS BY SCHOOL YEAR**  
*SY 2014 - 2022*  
*Province of Bataan*

School Year	Public Elementary		Private Elementary	
	Enrolment	No. of Teachers	Enrolment	No. of Teachers
2014 - 2015	94,952	2,784	7,881	418
2015 - 2016	94,519	2,636	8,050	408
2016 - 2017	93,257	2,674	7,867	437
2017 - 2018	89,125	3,091	7,877	657
2018 - 2019	89,386	3,354	8,620	459
2019 - 2020	90,967	3,684	8,335	468
2020 - 2021	101,438	3,479	5,900	409
2021 - 2022	107,624	3,458	4,235	436

Source: *DepEd, BES, Bataan*

*SEP2021/sum of pub & pri elem enrol*

**Table 4.2**  
**DIVISION AND DISTRICT ELEMENTARY ENROLMENT BY MUNICIPALITY/CITY**  
**(Government)**  
*SY 2015 - 2022*  
*Province of Bataan*

Division/District	ENROLMENT BY SCHOOL YEAR						
	2015-2016	2016-2017	2017-2018	2018-2019	2019-2020	2020-2021	2021-2022
Abucay	4,652	4,606	4,502	4,618	4,697	5,469	5,500
Bagac	3,992	3,637	3,413	3,399	3,456	4,091	4,186
City of Balanga	11,520	11,375	10,280	10,587	10,708	12,925	13,009
Dinalupihan	14,084	13,983	13,457	13,397	13,516	9,222	16,109
Hermosa	8,502	8,431	8,317	8,246	8,346	10,023	10,386
Limay	8,142	7,953	7,565	7,607	8,164	10,309	9,752
Mariveles	15,431	15,225	14,531	14,605	14,843	17,199	17,617
Morong	4,518	4,517	4,321	4,354	4,507	5,377	5,325
Orani	8,462	8,493	8,076	7,988	8,053	9,326	9,415
Orion	6,625	6,476	6,281	6,226	6,235	7,503	5,793
Pilar	4,691	4,640	4,533	4,560	4,573	5,517	5,599
Samal	3,900	3,921	3,849	3,799	3,869	4,477	4,933
<b>Bataan</b>	<b>94,519</b>	<b>93,257</b>	<b>89,125</b>	<b>89,386</b>	<b>90,967</b>	<b>101,438</b>	<b>107,624</b>

Source: *DepEd, BES, Balanga*

*SEP2021/division and district elem enrol*

**Table 4.3**  
**GOVERNMENT ELEMENTARY SCHOOL ENROLMENT, BY GRADE LEVEL AND BY DISTRICT**  
 SY 2021-2022  
 Province of Bataan

SCHOOLS	PRE-ELEM			Grade I			Grade II			Grade III			Grade IV			Grade V			Grade VI			Total Grade 1 to 6			SPED			TOTAL Gra. 1-6 & SPED	GRAND TOTAL (Kinder + Grade 1- 6+SPED)
	M	F	T	M	F	T	M	F	T	M	F	T	M	F	T	M	F	T	M	F	T	M	F	T	M	F	T		
<b>1ST DISTRICT</b>	<b>2,437</b>	<b>2,196</b>	<b>4,633</b>	<b>2,345</b>	<b>2,140</b>	<b>4,485</b>	<b>2,259</b>	<b>1,954</b>	<b>4,213</b>	<b>2,470</b>	<b>2,311</b>	<b>4,781</b>	<b>2,236</b>	<b>2,173</b>	<b>4,409</b>	<b>1,860</b>	<b>1,835</b>	<b>3,695</b>	<b>2,065</b>	<b>1,953</b>	<b>4,018</b>	<b>13,235</b>	<b>12,366</b>	<b>25,601</b>	-	-	-	<b>25,601</b>	<b>30,234</b>
Abucay	408	406	814	419	355	774	376	367	743	414	430	844	446	460	906	357	325	682	367	370	737	2,379	2,307	4,686	-	-	-	4,686	5,500
Hermosa	850	767	1,617	808	758	1,566	808	671	1,479	856	787	1,643	765	686	1,451	625	630	1,255	750	625	1,375	4,612	4,157	8,769	-	-	-	8,769	10,386
Orani	773	683	1,456	737	661	1,398	697	607	1,304	769	720	1,489	707	680	1,387	582	527	1,109	639	633	1,272	4,131	3,828	7,959	-	-	-	7,959	9,415
Samal	406	340	746	381	366	747	378	309	687	431	374	805	318	347	665	296	353	649	309	325	634	2,113	2,074	4,187	-	-	-	4,187	4,933
<b>2ND DISTRICT</b>	<b>1,706</b>	<b>1,485</b>	<b>3,191</b>	<b>1,809</b>	<b>1,631</b>	<b>3,440</b>	<b>1,691</b>	<b>1,444</b>	<b>3,135</b>	<b>1,701</b>	<b>1,585</b>	<b>3,286</b>	<b>1,496</b>	<b>1,492</b>	<b>2,988</b>	<b>1,328</b>	<b>1,213</b>	<b>2,541</b>	<b>1,304</b>	<b>1,259</b>	<b>2,563</b>	<b>9,329</b>	<b>8,624</b>	<b>17,953</b>	-	-	-	<b>17,953</b>	<b>21,144</b>
Limay	745	660	1,405	846	786	1,632	816	723	1,539	772	731	1,503	721	707	1,428	595	533	1,128	564	553	1,117	4,314	4,033	8,347	-	-	-	8,347	9,752
Orion	509	400	909	487	430	917	407	358	765	477	450	927	409	417	826	363	331	694	363	392	755	2,506	2,378	4,884	-	-	-	4,884	5,793
Pilar	452	425	877	476	415	891	468	363	831	452	404	856	366	368	734	370	349	719	377	314	691	2,509	2,213	4,722	-	-	-	4,722	5,599
<b>3RD DISTRICT</b>	<b>3,454</b>	<b>3,168</b>	<b>6,622</b>	<b>3,413</b>	<b>3,207</b>	<b>6,620</b>	<b>3,204</b>	<b>2,908</b>	<b>6,112</b>	<b>3,504</b>	<b>3,353</b>	<b>6,857</b>	<b>3,267</b>	<b>3,173</b>	<b>6,440</b>	<b>2,561</b>	<b>2,442</b>	<b>5,003</b>	<b>2,876</b>	<b>2,707</b>	<b>5,583</b>	<b>18,825</b>	<b>17,790</b>	<b>36,615</b>	-	-	-	<b>36,615</b>	<b>43,237</b>
Bagac	347	310	657	292	307	599	321	301	622	348	333	681	314	319	633	234	215	449	287	258	545	1,796	1,733	3,529	-	-	-	3,529	4,186
Dinalupihan	1,268	1,211	2,479	1,263	1,194	2,457	1,150	1,039	2,189	1,325	1,241	2,566	1,242	1,135	2,377	967	927	1,894	1,118	1,029	2,147	7,065	6,565	13,630	-	-	-	13,630	16,109
Morong	392	363	755	458	421	879	396	385	781	416	426	842	388	389	777	337	308	645	323	323	646	2,318	2,252	4,570	-	-	-	4,570	5,325
Mariveles	1,447	1,284	2,731	1,400	1,285	2,685	1,337	1,183	2,520	1,415	1,353	2,768	1,323	1,330	2,653	1,023	992	2,015	1,148	1,097	2,245	7,646	7,240	14,886	-	-	-	14,886	17,617
<b>BATAAN</b>	<b>7,597</b>	<b>6,849</b>	<b>14,446</b>	<b>7,567</b>	<b>6,978</b>	<b>14,545</b>	<b>7,154</b>	<b>6,306</b>	<b>13,460</b>	<b>7,675</b>	<b>7,249</b>	<b>14,924</b>	<b>6,999</b>	<b>6,838</b>	<b>13,837</b>	<b>5,749</b>	<b>5,490</b>	<b>11,239</b>	<b>6,245</b>	<b>5,919</b>	<b>12,164</b>	<b>41,389</b>	<b>38,780</b>	<b>80,169</b>	-	-	-	<b>80,169</b>	<b>94,615</b>
<b>City of Balanga</b>	<b>930</b>	<b>938</b>	<b>1,868</b>	<b>1,028</b>	<b>967</b>	<b>1,995</b>	<b>922</b>	<b>846</b>	<b>1,768</b>	<b>1,093</b>	<b>1,006</b>	<b>2,099</b>	<b>1,063</b>	<b>1,073</b>	<b>2,136</b>	<b>722</b>	<b>657</b>	<b>1,379</b>	<b>896</b>	<b>868</b>	<b>1,764</b>	<b>5,724</b>	<b>5,417</b>	<b>11,141</b>	-	-	-	<b>11,141</b>	<b>13,009</b>

Source: DepEd-Bataan/Balanga

SEP2021/gov elem enrolment

**Table 4.4**  
**LIST OF PUBLIC AND PRIVATE PRE-ELEMENTARY, PRIMARY, SECONDARY AND TERTIARY SCHOOLS**  
*Municipality of Abucay*  
*Bataan - 2022*

PRE-ELEMENTARY		ELEMENTARY		SECONDARY		TERTIARY	
Public	Private	Public	Private	Public	Private	Public	Private
1 Abucay North ES	1 Asbury Learning Center for Children	1 Abucay North ES	1 Asbury Learning Center for Children	1 Bangkal National High School	1 ALPS Maries Institute (Kalayaan College Bataan)	1 Bataan Peninsula State University (Abucay Campus)	1 Colegio de San Juan de Letran
2 Bangkal ES	2 Hoffman Academy Inc.	2 Bangkal ES	2 Hoffman Academy Inc.	2 Bonifacio Camacho High School	2 Colegio de San Juan de Letran		
3 Bangkal Resettlement PS	3 Jesus Reigns Christian Learning Center	3 Bangkal Resettlement PS	3 Jesus Reigns Christian Learning Center	3 Mabatang National High School			
4 Capitangan ES	4 Kalayaan College Bataan	4 Capitangan ES	4 Kalayaan College Bataan				
5 Hacienda PS	5 Woodfileld Academy	5 Hacienda PS	5 Woodfileld Academy				
6 Jose Abejar PS-OME		6 Jose Abejar PS-OME					
7 Kabukiran ES		7 Kabukiran ES					
8 Mabatang ES		8 Mabatang ES					
9 P. Rubiano PS		9 P. Rubiano PS					
10 Salian PS		10 Salian PS					
11 T. Pinpin Memorial ES		11 T. Pinpin Memorial ES					
12 Wawa ES		12 Wawa ES					

Source: **DepEd-Bataan**

SEP2021/pub pri elem sec tertiary schools by mun

**Table 4.5**  
**LIST OF PUBLIC AND PRIVATE PRE-ELEMENTARY, PRIMARY, SECONDARY AND TERTIARY SCHOOLS**  
*Municipality of Bagac*  
*Bataan - 2022*

PRE-ELEMENTARY		ELEMENTARY		SECONDARY		TERTIARY	
Public	Private	Public	Private	Public	Private	Public	Private
1 Bagac ES	1 One La Salle Educational Foundation, Inc.	1 Bagac ES	1 One La Salle Educational Foundation, Inc.	1 Bagac National High School-Parang	1 One La Salle Educational Foundation, Inc.	1 Bataan Peninsula State University (Bagac Campus)	
2 Banawang ES	2 St. Agnes Institute of Bagac	2 Banawang ES	2 St. Agnes Institute of Bagac	2 E.C. Bernabe Memorial High Sch. (formerly Bagac NHS Pob.)			
3 Binuangan ES	3 Wisdom and Virtue Montessori	3 Binuangan ES	3 Wisdom and Virtue Montessori	3 Saysain High School			
4 Binukawan ES	4 Colegio Santa Catarina De Alexandria	4 Binukawan ES	4 Colegio Santa Catarina De Alexandria				
5 Overland ES		5 Overland ES					
6 Parang ES		6 Parang ES					
7 Paysawan ES		7 Paysawan ES					
8 Pinagsumilan ES		8 Pinagsumilan ES					
9 Quinawan IS		9 Quinawan IS					
10 Saysain ES		10 Saysain ES					

Source: *DepEd-Bataan*

SEP2021/pub pri elem sec tertiary schools by mun

**Table 4.6**  
**LIST OF PUBLIC AND PRIVATE PRE-ELEMENTARY, PRIMARY, SECONDARY AND TERTIARY SCHOOLS**  
*City of Balanga*  
*Bataan - 2022*

PRE-ELEMENTARY		ELEMENTARY		SECONDARY		TERTIARY	
Public	Private	Public	Private	Public	Private	Public	Private
1 Bagong Silang ES	1 Asia Pacific College of Advanced Studies	1 Bagong Silang ES	1 Asia Pacific College of Advanced Studies	1 Bataan National High School	1 ACLC College of Balanga	1 Bataan Peninsula State University (Main Campus)	1 Bataan Heroes Memorial College
2 Balanga ES	2 Bataan Aces Foundation	2 Balanga ES	2 Bataan Aces Foundation	2 Balanga City National Science High School	2 Asia Pacific College of Advanced Studies	2 Bataan Peninsula State University (Balanga Campus)	2 Tomas del Rosario College
3 Bani ES	3 Bataan Montessori School	3 Bani ES	3 Bataan Montessori School	3 City of Balanga National High School	3 Bataan Heroes Memorial College		3 Eastwood Professional College of Science and Technology
4 Bo. Central ES	4 Tortugas Learning Center for Children, Inc.	4 Bo. Central ES	4 Jesus is Lord Christian School Foundation Inc.		4 Bataan Maritime Institute		4 AMA Computer Learning Center
5 Cabog-Cabog ES	5 Jesus is Lord Christian School Foundation Inc.	5 Cabog-Cabog ES	5 St. Joseph Child Development Center		5 Bataan Montessori School, Inc.		5 Asia Pacific College of Advanced Studies
6 Cataning ES	6 St. Joseph Child Development Center	6 Cataning ES	6 Tomas del Rosario College		6 Eastwoods Academy of Science and Technology		6 Philippine Women's University
7 Cupang ES	7 Tomas del Rosario College	7 Cupang ES	7 St. Joseph City School of Balanga		7 Jesus is Lord Christian School Foundation, Inc.		7 Microcity Computer College
8 E. Bernabe ES	8 St. Joseph City School of Balanga	8 E. Bernabe ES	8 St. Joseph College of Balanga		8 Microcity College of Business and Technology Inc.		
9 G.L. David ES	9 St. Joseph College of Balanga	9 G.L. David ES	9 Abbywood Learning School of Bataan Inc.		9 Philippine Women's University - CDCEC Bataan		

PRE-ELEMENTARY		ELEMENTARY		SECONDARY		TERTIARY	
Public	Private	Public	Private	Public	Private	Public	Private
10 M. Delos Reyes Memorial ES	10 Abbywood Learning School of Bataan Inc.	10 M. Delos Reyes Memorial ES	10 Bataan Angels Garden		10 St. Joseph's College of Balanga		
11 M. P. Cuaderno Sr. Memorial ES	11 Bataan Angels Garden	11 M. P. Cuaderno Sr. Memorial ES	11 The School for Creative Minds and Arts, Inc.		11 Tomas Del Rosario College		
12 Our Lady Of Lourdes ES	12 The School for Creative Minds and Arts, Inc.	12 Our Lady Of Lourdes ES	12 Bataan Bright Hope Christian Academy Inc.		12 Virgen Milagrosa Del Rosario College Seminary		
13 Puerto Rivas ES	13 Bataan Bright Hope Christian Academy Inc.	13 Puerto Rivas ES	13 Maranatha Christian Academy				
14 T. Camacho Sr. ES	14 Ecumenical Learning Center for Children	14 T. Camacho Sr. ES					
15 Tanato ES	15 Maranatha Christian Academy	15 Tanato ES					
16 Tenejero ES		16 Tenejero ES					
17 Tortugas ES		17 Tortugas ES					
18 Tuyó ES		18 Tuyó ES					

Source: **DepEd-Bataan**

SEP2021/pub pri elem sec tertiary schools by mun

**Table 4.7**  
**LIST OF PUBLIC AND PRIVATE PRE-ELEMENTARY, PRIMARY, SECONDARY AND TERTIARY SCHOOLS**  
*Municipality of Dinalupihan*  
*Bataan - 2022*

PRE-ELEMENTARY		ELEMENTARY		SECONDARY		TERTIARY	
Public	Private	Public	Private	Public	Private	Public	Private
1 Bayan-Bayanan PS	1 Bethel Ecumenical Kiddie School	1 Bayan-Bayanan PS	1 College of Subic Montessori	1 Jose C. Payumo Jr. Memorial High School	1 College of Subic Montessori (Dinalupihan)	1 Bataan Peninsula State University (Dinalupihan Campus)	1 Eastwoods Professional College of Science and Technology, Din.
2 Daang Bago ES	2 Crossroad House of Faith Christian School	2 Daang Bago ES	2 Dinalupihan Adventists School	2 Luakan National High School	2 Eastwoods Academy of Science and Technology		
3 Dalao ES	3 College of Subic Montessori	3 Dalao ES	3 Holy Family Center of Studies	3 Luakan National High School - Annex	3 Mother Margherita De Brincat Catholic School		
4 Dinalupihan ES	4 Marifer School of Divine Light	4 Dinalupihan ES	4 Immaculate Heart of Mary School of Dinalupihan	4 Magsaysay National High School	4 St. Jerome Emiliani School, Dinalupihan		
5 Layac ES	5 University of Nueva Caceres-Bataan	5 Layac ES	5 Luacan Child Development Center, Inc.	5 Pagalanggang National High School	5 St. John Academy, Dinalupihan		
6 New San Jose ES	6 Immaculate Heart of Mary School of Dinalupihan	6 New San Jose ES	6 Mother Margherita de Brincat Catholic School	6 Roosevelt National High School	6 University of Nueva Caceres, Dinalupihan		
7 Old San Jose ES	7 Luacan Child Development Center, Inc.	7 Old San Jose ES	7 St. Jerome Emiliani School of Dinalupihan	7 Sta. Lucia High School			
8 Pagalanggang ES	8 Mother Margherita de Brincat Catholic School	8 Pagalanggang ES	8 First Community Sch. of Dinalupihan Inc.	8 Tucop Integrated School			
9 Pentor PS	9 St. Jerome Emiliani School of Dinalupihan	9 Pentor PS	9 Marifer School of Divine Light				
10 Pita ES	10 First Community Sch. of Dinalupihan Inc.	10 Pita ES	10 University of Nueva Caceres Bataan				



PRE-ELEMENTARY		ELEMENTARY		SECONDARY		TERTIARY	
Public	Private	Public	Private	Public	Private	Public	Private
11 San Simon ES	11 College of Subic Montessori Lincoln Heights Campus	11 San Simon ES	11 College of Subic Montessori Lincoln Heights Campus				
12 Sapang Balas PS	12 Holy Family Center of Studies	12 Sapang Balas PS	12 Holy Family Center of Studies				
13 Sta. Isabel PS	13 Dinalupihan Adventists School	13 Sta. Isabel PS	13 Dinalupihan Adventists School				
14 Sto. Niño ES	14 St. Joseph School of Dinalupihan	14 Sto. Niño ES	14 St. Joseph School of Dinalupihan				
15 Tucop ES		15 Tucop ES					
16 Bangal ES		16 Bangal ES					
17 Colo ES		17 Colo ES					
18 Happy Valley ES		18 Happy Valley ES					
19 J.C. Payumo Jr. ES		19 J.C. Payumo Jr. ES					
20 Kataasan ES		20 Kataasan ES					
21 Luakan ES		21 Luakan ES					
22 Magsaysay ES		22 Magsaysay ES					
23 Maligaya ES		23 Maligaya ES					
24 Naparing ES		24 Naparing ES					
25 Pag-asa ES		25 Pag-asa ES					
26 Payangan ES		26 Payangan ES					
27 Pinulot ES		27 Pinulot ES					
28 Roosevelt ES		28 Roosevelt ES					
29 Saguing ES		29 Saguing ES					
30 San Benito ES		30 San Benito ES					
31 San Pablo ES		31 San Pablo ES					
32 San Ramon ES		32 San Ramon ES					
33 Tubo-Tubo ES		33 Tubo-Tubo ES					

Source: **DepEd-Bataan**

SEP2021/pub pri elem sec tertiary schools by mun

**Table 4.8**  
**LIST OF PUBLIC AND PRIVATE PRE-ELEMENTARY, PRIMARY, SECONDARY AND TERTIARY SCHOOLS**  
*Municipality of Hermosa*  
*Bataan - 2022*

PRE-ELEMENTARY		ELEMENTARY		SECONDARY		TERTIARY	
Public	Private	Public	Private	Public	Private	Public	Private
1 Almacen ES	1 Bethany Methodist Learning Center, Inc.	1 Almacen ES	1 College of the Most Holy Trinity	1 Balsik National High School	1 College of the Most Holy Trinity		
2 Bacong ES	2 Divine Miracle Christian Academy	2 Bacong ES	2 Jesus Save's Learning Foundation	2 Hermosa National High School	2 St. Peter of Verona Academy		
3 Balsik ES	3 Jesus Save's Learning Foundation	3 Balsik ES	3 St. Peter de Verona Academy	3 Hermosa National High School (Annex)	3 Jesus Save's Learning Foundation		
4 Bamban ES	4 St. Peter de Verona Academy	4 Bamban ES	4 Divine Miracle Christian Academy	4 Sumalo Integrated School	4 St. Francis Catholic School of Bataan		
5 Casupanan ES	5 Sienna College	5 Casupanan ES	5 Sienna College				
6 Culis ES	6 Disciples Heritage Learning Center	6 Culis ES					
7 Hermosa ES	7 Little Cherubims Kiddie School Inc.	7 Hermosa ES					
8 Hermosa ES - Annex		8 Hermosa ES - Annex					
9 Mabiga ES		9 Mabiga ES					
10 Maite ES		10 Maite ES					
11 Mambog ES		11 Mambog ES					
12 Mandama ES		12 Mandama ES					
13 Pandatung ES		13 Pandatung ES					
14 Parapal PS		14 Parapal PS					
15 Pastolan ES		15 Pastolan ES					
16 St. Ma. Virginia P. Leonzon MES		16 St. Ma. Virginia P. Leonzon MES					
17 Pulo ES		17 Pulo ES					
18 Saba ES		18 Saba ES					
19 Sumalo IS		19 Sumalo IS					
20 Tipo ES		20 Tipo ES					

Source: *DepEd-Bataan*

*SEP2021/pub pri elem sec tertiary schools by mun*

**Table 4.9**  
**LIST OF PUBLIC AND PRIVATE PRE-ELEMENTARY, PRIMARY, SECONDARY AND TERTIARY SCHOOLS**  
*Municipality of Limay*  
*Bataan - 2022*

PRE-ELEMENTARY		ELEMENTARY		SECONDARY		TERTIARY	
Public	Private	Public	Private	Public	Private	Public	Private
1 Alangan ES	1 Crossroad House of Faith Christian School, Inc.	1 Alangan ES	1 Daughters of St. Dominic Kiddie Sch.	1 Lamao National High School	1 The Peninsula School	1 Limay Polytechnic College	
2 Arsenal ES	2 Daughters of St. Dominic School	2 Arsenal ES	2 House of Achievers Montessori School of Limay Inc.	2 Limay National High School	2 West Philippines Institute		
3 BLISS ES	3 Higher Ground Ecumenical Learning Center	3 BLISS ES	3 Kids Garden Learning Center	3 St. Francis National High School			
4 Carbon ES	4 House of Achievers of Montessori	4 Carbon ES	4 Limay Community School				
5 Duale ES	5 Jesus the Messiah Community School	5 Duale ES	5 Northridge Montessori School, Limay				
6 Gabaldon ES	6 Kids' Garden Learning Center, Limay, Inc.	6 Gabaldon ES	6 The Peninsula School				
7 Kinaragan ES	7 Limay Community School	7 Kinaragan ES					
8 Kitang ES	8 Northridge Montessori Sch.	8 Kitang ES					
9 Lamao ES	9 The Peninsula School	9 Lamao ES					
10 Limay ES		10 Limay ES					
11 Luz ES		11 Luz ES					
12 Peas ES		12 Peas ES					
13 St. Francis ES (Bacong)		13 St. Francis ES (Bacong)					

Source: **DepEd-Bataan**

SEP2021/pub pri elem sec tertiary schools by mun

**Table 4.10**  
**LIST OF PUBLIC AND PRIVATE PRE-ELEMENTARY, PRIMARY, SECONDARY AND TERTIARY SCHOOLS**  
*Municipality of Mariveles*  
*Bataan - 2022*

PRE-ELEMENTARY		ELEMENTARY		SECONDARY		TERTIARY	
Public	Private	Public	Private	Public	Private	Public	Private
1 A. G. Llamas ES	1 Alas-asin Christian Kiddie School	1 A. G. Llamas ES	1 Bataan GN Christian School	1 Baseco National High School	1 Bataan GN Christian School	1 Polytechnic University of the Phil.	1 Maritime Academy of Asia and the Pacific
2 Alasasin ES	2 Bataan GN Christian School	2 Alasasin ES	2 BEPZ Multinational School	2 Biaan Aeta IS	2 BEPZ Multinational School, Mariveles		
3 Balon ES	3 BEPZ Multinational School	3 Balon ES	3 Blessed Regina Protmann Catholic School	3 Mariveles NHS Cabcaben	3 Blessed Regina Protmann Catholic Sch., Mariveles		
4 Baseco ES	4 Blessed Regina Protmann Catholic School	4 Baseco ES	4 Cabcaben Kiddie School	4 Mariveles NHS Cab. Annex- New Alion	4 Llamas Memorial Institute		
5 Batangas 2 ES	5 Cabcaben Kiddie School	5 Batangas 2 ES	5 Christ Sower's Learning Foundation	5 Mariveles NHS Cab. Annex-Alasasin	5 Mountain View Village School		
6 Bayview ES	6 Christ Sower's Learning Foundation	6 Bayview ES	6 Christian Community School of Mariveles Inc.	6 Mariveles NHS Cab.- Annex-Batangas II	6 Softnet ITC		
7 Bepz ES	7 Christian Community School of Mariveles Inc.	7 Bepz ES	7 Ipag Christian Academy	7 Mariveles NHS,Poblacion	7 St. Nicholas Catholic School of Mariveles		
8 Biaan Aeta IS	8 Ipag Christian Academy	8 Biaan Aeta IS	8 Llamas Memorial Institute	8 Mariveles NHS Pob. Annex-Sisiman	8 Sunny Hillside School, Mariveles		
9 Cabcaben ES	9 Llamas Memorial Institute	9 Cabcaben ES	9 Logos Christian Academy	9 Mariveles NHS Malaya			
10 Ipag ES	10 Logos Christian Academy	10 Ipag ES	10 Mountain View Village School	10 Mariveles NHS-Camaya Campus			

PRE-ELEMENTARY		ELEMENTARY		SECONDARY		TERTIARY	
Public	Private	Public	Private	Public	Private	Public	Private
11 Lucanin ES	11 Mountain View Village School	11 Lucanin ES	11 SNCCC Learning Center of Mariveles, Inc.	11 Mariveles NHS-Sitio Mabuhay			
12 Marina Bay ES	12 SNCCC Learning Center of Mariveles, Inc.	12 Marina Bay ES	12 St. Nicholas Catholic Sch. of Mariveles	12 Ipag NHS			
13 Mt. View ES	13 St. Nicholas Catholic Sch. of Mariveles	13 Mt. View ES	13 Sta. Mariana De Jesus Academy				
14 Alion ES	14 Sta. Mariana De Jesus Academy	14 Alion ES	14 Sunny Hillside School				
15 Renato L. Cayetano Memorial School	15 Sunny Hillside School	15 Renato L. Cayetano Memorial School	15 The Salvation Army Educational Services				
16 Sisiman ES	16 The Salvation Army Educational Services	16 Sisiman ES	16 Mary Divine Grace School-Mariveles,Bataan				
17 Sto. Niño Biaan ES	17 Mary Divine Grace School-Mariveles,Bataan	17 Sto. Niño Biaan ES					
18 Townsite ES		18 Townsite ES					

Source: **DepEd-Bataan**

SEP2021/pub pri elem sec tertiary schools by mun

**Table 4.11**  
**LIST OF PUBLIC AND PRIVATE PRE-ELEMENTARY, PRIMARY, SECONDARY AND TERTIARY SCHOOLS**  
*Municipality of Morong*  
*Bataan - 2022*

PRE-ELEMENTARY		ELEMENTARY		SECONDARY		TERTIARY	
Public	Private	Public	Private	Public	Private	Public	Private
1 Binaritan ES	1 Mil-John Christian Academy	1 Binaritan ES	1 Our Lady of the Pillar Parochial School Inc.	1 Morong National High School	1 Our Lady of the Pillar Parochial School		
2 F. Angeles Mem. ES (Sabang)	2 Our Lady of the Pillar Parochial School Inc.	2 F. Angeles Mem. ES (Sabang)	2 Maranatha Christian Academy	2 Nagbalayong National High School	2 St. James Catholic School, Morong		
3 Kanawan IS	3 Joyous Kiddie Learning Center Inc.	3 Kanawan IS		3 Morong National High School Annex (Mabayo)			
4 Mabayo ES	4 Maranatha Christian Academy	4 Mabayo ES		4 Kanawan Integrated School			
5 Minanga ES		5 Minanga ES		5 Sampaloc Integrated School			
6 Morong ES		6 Morong ES					
7 Nagbalayong ES		7 Nagbalayong ES					
8 Panibatuhan ES		8 Panibatuhan ES					
9 Sampaloc IS		9 Sampaloc IS					

Source: **DepEd-Bataan**

SEP2021/pub pri elem sec tertiary schools by mun

**Table 4.12**  
**LIST OF PUBLIC AND PRIVATE PRE-ELEMENTARY, PRIMARY, SECONDARY AND TERTIARY SCHOOLS**  
*Municipality of Orani*  
*Bataan - 2022*

PRE-ELEMENTARY		ELEMENTARY		SECONDARY		TERTIARY	
Public	Private	Public	Private	Public	Private	Public	Private
1 Alikabok ES	1 BLC Integrated School	1 Alikabok ES	1 BLC Integrated School	1 Orani National High School	1 Academy of Queen Mary Inc., Orani	1 Bataan Peninsula State University (Orani Campus)	
2 Dona ES	2 Holy Rosary Parochial Institute	2 Dona ES	2 Holy Rosary Parochial Institute	2 Orani National High Sch., Pag-asa	2 BLC International School, Orani		
3 Kabalutan ES	3 Sola Fide Montessori School	3 Kabalutan ES	3 Sola Fide Montessori School	3 Orani National High School (Parang Parang)	3 Holy Rosary Parochial Institute, Orani		
4 Kaparangan ES	4 Talimundoc Adventist ES	4 Kaparangan ES	4 Talimundoc Adventist ES	4 Legua Integrated School	4 Jose Rizal Institute, Orani		
5 Legua ES	5 Orani United Methodist Ecumenical School	5 Legua ES	5 Orani United Methodist Ecumenical School	5 Pulo IS			
6 Orani North ES	6 Academy of Queen Mary School Inc.	6 Orani North ES	6 Academy of Queen Mary School Inc.				
7 Orani South ES	7 Orani Brilliance of God Christian School	7 Orani South ES					
8 Pag-asa ES	8 Sto. Rosario Kindergarten School	8 Pag-asa ES					
9 Pantalan Bago ES		9 Pantalan Bago ES					
10 Pantalan Luma ES		10 Pantalan Luma ES					
11 Paraiso ES		11 Paraiso ES					
12 Pulo ES		12 Pulo ES					
13 Sibul ES		13 Sibul ES					
14 Tala ES		14 Tala ES					
15 Talimundoc ES		15 Talimundoc ES					
16 Tapulao ES		16 Tapulao ES					

Source: *DepEd-Bataan*

*SEP2021/pub pri elem sec tertiary schools by mun*

**Table 4.13**  
**LIST OF PUBLIC AND PRIVATE PRE-ELEMENTARY, PRIMARY, SECONDARY AND TERTIARY SCHOOLS**  
*Municipality of Orion*  
*Bataan - 2022*

PRE-ELEMENTARY		ELEMENTARY		SECONDARY		TERTIARY	
Public	Private	Public	Private	Public	Private	Public	Private
1 Bantan ES	1 Gethsemane Ecumenical School	1 Bantan ES	1 Gethsemane Ecumenical School	1 Justice Emilio Angeles Gancayco Memorial High School (formerly Orion High School)	1 Jose Rizal Institute		
2 Bilolo ES	2 Orion Kiddie School	2 Bilolo ES	2 Orion Kiddie School	2 Bataan School of Fisheries	2 School of Madelaine		
3 Calungusan ES	3 School of the Madelaine	3 Calungusan ES	3 School of Madelaine		3 St. Michael the Archangel		
4 Camachile ES	4 St. Francis Catholic Sch. of Bataan, Inc.	4 Camachile ES	4 St. Francis Catholic School				
5 Capunitan ES	5 St. Michael Kindergarten and E/S	5 Capunitan ES	5 St. Michael Kindergarten and ES				
6 Daan Pare ES	6 St. Michael the Archangel Academy	6 Daan Pare ES	6 St. Michael the Archangel Academy				
7 Eva Aeta ES		7 Eva Aeta ES					
8 General Lim ES		8 General Lim ES					
9 Orion ES		9 Orion ES					
10 Pablo R. Roman ES		10 Pablo R. Roman ES					
11 Puting Buhangin ES		11 Puting Buhangin ES					
12 Sabatan ES		12 Sabatan ES					
13 Sta. Elena ES		13 Sta. Elena ES					
14 Sto. Domingo ES		14 Sto. Domingo ES					

Source: *DepEd-Bataan*

SEP2021/pub pri elem sec tertiary schools by mun



**Table 4.14**  
**LIST OF PUBLIC AND PRIVATE PRE-ELEMENTARY, PRIMARY, SECONDARY AND TERTIARY SCHOOLS**  
*Municipality of Pilar*  
*Bataan - 2022*

PRE-ELEMENTARY		ELEMENTARY		SECONDARY		TERTIARY	
Public	Private	Public	Private	Public	Private	Public	Private
1 Alauli ES	1 Bataan Christian School	1 Alauli ES	1 Bataan Christian School	1 Pablo Roman National High School	1 Bataan Christian School		
2 Bagumbayan ES	2 Jobinas Learning Center	2 Bagumbayan ES	2 Jobinas Learning Center	2 Dr. Victoria B. Roman Memorial High School			
3 Balut ES	3 Northridge Montessori Sch.	3 Balut ES	3 Northridge Montessori Sch.				
4 Diwa ES	4 The Shinning Pillar School	4 Diwa ES	4 The Shinning Pillar School				
5 J.S. Herrera Sr. MES		5 J.S. Herrera Sr. MES					
6 Liyang ES		6 Liyang ES					
7 Nagwaling ES		7 Nagwaling ES					
8 Panilao ES		8 Panilao ES					
9 Pantingan ES		9 Pantingan ES					
10 Pilar ES		10 Pilar ES					
11 Sta. Rosa ES		11 Sta. Rosa ES					
12 Wakas ES		12 Wakas ES					

Source: **DepEd-Bataan**

SEP2021/pub pri elem sec tertiary schools by mun

**Table 4.15**  
**LIST OF PUBLIC AND PRIVATE PRE-ELEMENTARY, PRIMARY, SECONDARY AND TERTIARY SCHOOLS**  
*Municipality of Samal*  
*Bataan - 2022*

PRE-ELEMENTARY		ELEMENTARY		SECONDARY		TERTIARY	
Public	Private	Public	Private	Public	Private	Public	Private
1 Adamson ES	1 Samal Ecumenical Learning Center	1 Adamson ES	1 Samal Ecumenical Learning Center	1 Samal National High School	1 St. Catherine of Siena Academy		
2 Asuncion Consunji ES	2 St. Catherine of Siena Academy	2 Asuncion Consunji ES	2 St. Catherine of Siena Academy	2 Samal National High School Annex			
3 Calaguiman ES	3 Trinity United Methodist School of Bataan	3 Calaguiman ES	3 Trinity United Methodist School of Bataan	3			
4 F.C. del Rosario ES	4 New Christian Church School	4 F.C. del Rosario ES					
5 Gugo ES	5 Wesley Devt. Center for Children	5 Gugo ES					
6 Lalawigan ES		6 Lalawigan ES					
7 Palili IS		7 Palili IS					
8 Samal North ES		8 Samal North ES					
9 Samal South ES		9 Samal South ES					
10 Sapa ES		10 Sapa ES					

Source: **DepEd-Bataan**

SEP2021/pub pri elem sec tertiary schools by mun

**Table 4.16**  
**PRIVATE PRE-ELEMENTARY AND ELEMENTARY SCHOOL ENROLMENT**  
**SY 2021-2022**  
*Province of Bataan*

School Name	LGU	KINDER			GRADE 1			GRADE 2			GRADE 3			GRADE 4			GRADE 5			GRADE 6			Total Grade I-VI			GRAND TOTAL			
		M	F	T	M	F	T	M	F	T	M	F	T	M	F	T	M	F	T	M	F	T	M	F	T	M	F	Total	
1 Jesus Reigns Christian Learning Center	Abucay	2	1	3	4	5	9	4	4	8	3	3	6	3	5	8	5	1	6	7	7	14	26	25	51	28	26	54	
2 Kalayaan College Bataan	Abucay			0			0			0			0			0			0			0	0	0	0	0	0	0	
3 Asbury Learning Center for Children	Abucay			0			0			0			0			0			0			0	0	0	0	0	0	0	
4 Hoffman Academy Inc.	Abucay	4	5	9	4	2	6	5	1	6	6	6	12	6	5	11	3	4	7	6	3	9	30	21	51	34	26	60	
5 Woodfield Academy	Abucay	11	5	16	5	10	15	5	6	11	7	6	13	3	6	9	0	0	0	0	0	0	20	28	48	31	33	64	
6 One La Salle Educational Foundation, Inc.	Bagac	10	13	23	20	14	34	10	13	23	10	12	22	15	16	31	16	10	26	15	15	30	86	80	166	96	93	189	
7 St. Agnes Institute of Bagac	Bagac	6	3	9	2	3	5	4	9	13	6	5	11	4	5	9	5	2	7	4	8	12	25	32	57	31	35	66	
8 W.V. (Wisdom and Virtue) Montessori School	Bagac	0	1	1	1	2	3	1	2	3	6	0	6	2	4	6	2	3	5	2	0	2	14	11	25	14	12	26	
9 Abbywood Learning School of Bataan, Inc.	Balanga	0	2	2	8	4	12	1	3	4	7	5	12	4	4	8	3	3	6	5	3	8	28	22	50	28	24	52	
10 Asia Pacific College of Advanced Studies	Balanga	0	0	0	3	0	3	2	0	2	1	5	6	5	4	9	6	5	11	7	12	19	24	26	50	24	26	50	
11 Bataan ACES Foundation	Balanga	2	3	5	2	0	2	2	3	5	4	4	8	2	7	9	2	5	7	0	1	1	12	20	32	14	23	37	
12 Bataan Angels Garden	Balanga	6	8	14	2	4	6	1	5	6	5	5	10	3	2	5	1	6	7	7	1	8	19	23	42	25	31	56	
13 Bataan Montessori School, Inc.	Balanga	28	25	53	32	33	65	22	20	42	29	48	77	39	35	74	35	35	70	37	43	80	194	214	408	222	239	461	
14 Ecumenical Learning Center for Children	Balanga	8	8	16	0	0	0	0	0	0	0	0	0	0	0	0	0	0	0	0	0	0	0	0	0	0	8	8	16
15 Jesus is Lord Christian School Foundation, Inc.	Balanga	3	2	5	2	1	3	3	2	5	5	2	7	5	0	5	4	5	9	10	5	15	29	15	44	32	17	49	
16 Maranatha Christian Academy	Balanga	4	2	6	2	2	4	2	4	6	3	2	5	4	2	6	1	1	2	0	1	1	12	12	24	16	14	30	
17 St. Joseph Child Development Center Inc.	Balanga	24	16	40	19	18	37	24	16	40	22	17	39	17	12	29	19	12	31	17	28	45	118	103	221	142	119	261	
18 St. Joseph City School of Balanga, Inc.	Balanga	5	7	12	7	8	15	1	4	5	9	5	14	7	8	15	4	5	9	11	12	23	39	42	81	44	49	93	
19 St. Joseph's College of Balanga	Balanga	2	0	2	5	0	5	2	3	5	5	1	6	7	2	9	3	3	6	6	4	10	28	13	41	30	13	43	
20 The School for Creative Minds and Arts, Inc.	Balanga	1	0	1	1	0	1	0	1	1	4	1	5	2	0	2	0	1	1	0	2	2	7	5	12	8	5	13	
21 Tomas Del Rosario College	Balanga	9	12	21	14	22	36	19	17	36	13	20	33	22	17	39	19	26	45	25	19	44	112	121	233	121	133	254	
22 Tortugas Learning Center for Children, Inc.	Balanga			0			0			0			0			0			0			0	0	0	0	0	0	0	
23 College of Subic Montessori	Dinalupihan	4	4	8	4	4	8	3	1	4	3	9	12	1	4	5	7	2	9	5	5	10	23	25	48	27	29	56	
24 Dinalupihan Adventists Elem. School	Dinalupihan	3	3	6	4	2	6	5	5	10	5	5	10	2	10	12	4	4	8	8	4	12	28	30	58	31	33	64	
25 First Community School of Dinalupihan, Inc.	Dinalupihan			0			0			0			0			0			0			0	0	0	0	0	0	0	

**Table 4.16**  
**PRIVATE PRE-ELEMENTARY AND ELEMENTARY SCHOOL ENROLMENT**  
**SY 2021-2022**  
*Province of Bataan*

School Name	LGU	KINDER			GRADE 1			GRADE 2			GRADE 3			GRADE 4			GRADE 5			GRADE 6			Total Grade I-VI			GRAND TOTAL		
		M	F	T	M	F	T	M	F	T	M	F	T	M	F	T	M	F	T	M	F	T	M	F	T	M	F	Total
26 Holy Family Center of Studies	Dinalupihan	10	9	19	10	11	21	10	10	20	8	8	16	14	12	26	7	10	17	13	12	25	62	63	125	72	72	144
27 Immaculate Heart of Mary Sch. of Dinalupihan	Dinalupihan	2	2	4	2	1	3	5	1	6	3	4	7	7	2	9	1	2	3	4	2	6	22	12	34	24	14	38
28 Mother Margherita de Brincat Catholic School	Dinalupihan	7	15	22	15	10	25	15	9	24	15	17	32	19	16	35	23	18	41	15	17	32	102	87	189	109	102	211
29 Luacan Child Development Center, Inc.	Dinalupihan	3	4	7	1	7	8	4	6	10	8	5	13	9	11	20	10	12	22	14	10	24	46	51	97	49	55	104
30 Marifer School of Divine Light	Dinalupihan			0			0			0			0			0			0			0	0	0	0	0	0	0
31 St. Joseph School of Dinalupihan	Dinalupihan			0			0			0			0			0			0			0	0	0	0	0	0	0
32 Bethel Ecumenical Kiddie School	Dinalupihan			0			0			0			0			0			0			0	0	0	0	0	0	0
33 University of Nueva Caceres	Dinalupihan	8	6	14	13	7	20	12	11	23	7	12	19	13	10	23	11	8	19	15	19	34	71	67	138	79	73	152
34 Crossroad House of Faith Christian School, Inc.	Dinalupihan			0			0			0			0			0			0			0	0	0	0	0	0	0
35 College of the Most Holy Trinity	Hermosa			0			0			0			0			0			0			0	0	0	0	0	0	0
36 Divine Miracle Christian Academy	Hermosa	8	16	24	7	4	11	0	4	4	4	2	6	2	4	6	0	0	0	2	0	2	15	14	29	23	30	53
37 Jesus Saves Learning Foundation	Hermosa	3	1	4	6	7	13	1	2	3	7	3	10	3	3	6	8	3	11	4	5	9	29	23	52	32	24	56
38 Sienna College Hermosa, Bataan	Hermosa			0			0			0			0			0			0			0	0	0	0	0	0	0
39 St. Peter de Verona Academy	Hermosa	6	11	17	17	4	21	13	8	21	8	16	24	14	14	28	13	13	26	13	10	23	78	65	143	84	76	160
40 Bethany Methodist Learning Center, Inc.	Hermosa			0			0			0			0			0			0			0	0	0	0	0	0	0
41 Disciples Heritage Learning Center	Hermosa			0			0			0			0			0			0			0	0	0	0	0	0	0
42 Little Cherubims Kiddie School Inc.	Hermosa			0			0			0			0			0			0			0	0	0	0	0	0	0
43 Crossroad House of Faith Christian School, Inc.	Limay			0			0			0			0			0			0			0	0	0	0	0	0	0
44 Daughters of St. Dominic School	Limay	1	1	2	0	0	0	2	1	3	1	3	4	1	2	3	3	4	7	4	4	8	11	14	25	12	15	27
45 Higher Ground Ecumenical Learning Center	Limay			0			0			0			0			0			0			0	0	0	0	0	0	0
46 House of Achievers of Montessori	Limay	16	13	29	17	14	31	6	4	10	15	8	23			0			0			0	38	26	64	54	39	93
47 Kids' Garden Learning Center, Limay, Inc.	Limay			0			0			0			0			0			0			0	0	0	0	0	0	0
48 Limay Community School	Limay			0			0			0			0			0			0			0	0	0	0	0	0	0
49 Northridge Montessori Sch.	Limay	3	2	5	2	4	6	7	3	10	5	2	7	2	3	5	5	2	7	2	1	3	23	15	38	26	17	43
50 The Peninsula School	Limay	4	3	7	2	3	5	4	4	8	10	14	24	12	8	20	9	7	16	8	11	19	45	47	92	49	50	99
51 Jesus the Messiah Community School	Limay			0			0			0			0			0			0			0	0	0	0	0	0	0

**Table 4.16**  
**PRIVATE PRE-ELEMENTARY AND ELEMENTARY SCHOOL ENROLMENT**  
**SY 2021-2022**  
*Province of Bataan*

School Name	LGU	KINDER			GRADE 1			GRADE 2			GRADE 3			GRADE 4			GRADE 5			GRADE 6			Total Grade I-VI			GRAND TOTAL		
		M	F	T	M	F	T	M	F	T	M	F	T	M	F	T	M	F	T	M	F	T	M	F	T	M	F	Total
52 Bataan GN Christian School	Mariveles	2	7	9	9	8	17	4	10	14	8	9	17	9	7	16	4	6	10	7	7	14	41	47	88	43	54	97
53 BEPZ Multinational School	Mariveles	0	1	1	1	0	1	2	1	3	3	4	7	3	4	7	3	1	4	1	2	3	13	12	25	13	13	26
54 Blessed Regina Protmann Catholic School	Mariveles	7	5	12	12	7	19	5	13	18	11	14	25	12	10	22	9	7	16	15	11	26	64	62	126	71	67	138
55 Christ Sower's Learning Foundation	Mariveles	10	10	20	8	14	22	5	6	11	7	7	14	0	0	0	0	0	0	0	0	0	20	27	47	30	37	67
56 Christian Community School of Mariveles Inc.	Mariveles	9	6	15	5	10	15	2	5	7	8	6	14	4	5	9	5	3	8	3	1	4	27	30	57	36	36	72
57 Ipag Christian Academy	Mariveles			0			0			0			0			0			0			0	0	0	0	0	0	0
58 Llamas Memorial Institute	Mariveles			0			0			0			0			0			0			0	0	0	0	0	0	0
59 Logos International Christian Academy of Mariveles Inc.	Mariveles	5	7	12	7	4	11	2	5	7	6	4	10	3	5	8	6	2	8	5	3	8	29	23	52	34	30	64
60 Mary Divine Grace	Mariveles			0			0			0			0			0			0			0	0	0	0	0	0	0
61 Mountain View Village School	Mariveles	0	0	0	3	4	7	10	7	17	6	14	20	3	7	10	12	5	17	14	8	22	48	45	93	48	45	93
62 SNCCC Learning Center of Mariveles, Inc.	Mariveles	3	3	6	4	3	7	2	3	5	8	4	12	6	11	17	9	7	16	7	7	14	36	35	71	39	38	77
63 St. Nicholas Catholic School of Mariveles	Mariveles	6	13	19	8	8	16	11	6	17	14	21	35	23	20	43	14	16	30	22	21	43	92	92	184	98	105	203
64 Sta. Mariana De Jesus Academy	Mariveles	16	12	28	10	7	17	9	12	21	14	11	25	18	11	29	16	11	27	18	14	32	85	66	151	101	78	179
65 The Salvation Army Educational Services	Mariveles			0			0			0			0			0			0			0	0	0	0	0	0	0
66 Sunny Hillside School	Mariveles	4	6	10	2	1	3	3	3	6	6	3	9	5	5	10	1	1	2	3	3	6	20	16	36	24	22	46
67 Alas-asin Christian Kiddie School	Mariveles			0			0			0			0			0			0			0	0	0	0	0	0	0
68 Cabcaban Kiddie School	Mariveles			0			0			0			0			0			0			0	0	0	0	0	0	0
69 Mariveles Ecumenical Learning Center	Mariveles			0			0			0			0			0			0			0	0	0	0	0	0	0
70 St. Vincent Kindergarten	Mariveles			0			0			0			0			0			0			0	0	0	0	0	0	0
71 Joyous Kiddie Learning Center, Inc.	Morong			0			0			0			0			0			0			0	0	0	0	0	0	0
72 Mil John Christian Academy	Morong			0			0			0			0			0			0			0	0	0	0	0	0	0
73 Our Lady of the Pillar Parochial School Inc.	Morong	6	10	16	7	8	15	6	5	11	3	4	7	7	3	10	9	6	15	7	8	15	39	34	73	45	44	89
74 Academy of Queen Mary School Inc.	Orani			0			0			0			0			0			0			0	0	0	0	0	0	0
75 BLC Integrated School	Orani	12	9	21	10	15	25	10	6	16	19	18	37	15	7	22	15	8	23	12	23	35	81	77	158	93	86	179
76 Holy Rosary Parochial Institute	Orani	9	15	24	5	11	16	9	11	20	8	10	18	14	14	28	8	9	17	14	10	24	58	65	123	67	80	147

**Table 4.16**  
**PRIVATE PRE-ELEMENTARY AND ELEMENTARY SCHOOL ENROLMENT**  
**SY 2021-2022**  
*Province of Bataan*

School Name	LGU	KINDER			GRADE 1			GRADE 2			GRADE 3			GRADE 4			GRADE 5			GRADE 6			Total Grade I-VI			GRAND TOTAL		
		M	F	T	M	F	T	M	F	T	M	F	T	M	F	T	M	F	T	M	F	T	M	F	T	M	F	Total
77 Orani United Methodist Ecumenical School	Orani	6	14	20	14	9	23	12	9	21	18	10	28	19	15	34	14	9	23	10	12	22	87	64	151	93	78	171
78 Sola Fide Montessori School	Orani	0	0	0	3	1	4	4	5	9	5	1	6	2	3	5	5	4	9	2	0	2	21	14	35	21	14	35
79 Talimundoc Adventist ES	Orani	2	7	9	4	9	13	2	4	6	9	5	14	2	8	10	9	4	13	4	5	9	30	35	65	32	42	74
80 Orani Brilliance of God Christian School	Orani			0			0			0			0			0			0			0	0	0	0	0	0	0
81 Sto. Rosario Kindergarten School	Orani			0			0			0			0			0			0			0	0	0	0	0	0	0
82 Gethsemane Ecumenical School	Orion			0			0			0			0			0			0			0	0	0	0	0	0	0
83 Orion Kiddie School	Orion			0			0			0			0			0			0			0	0	0	0	0	0	0
84 School of the Madelaine	Orion			0			0			0			0			0			0			0	0	0	0	0	0	0
85 St. Francis Catholic Sch. of Bataan, Inc.	Orion	4	9	13	11	6	17	6	5	11	6	4	10	9	10	19	7	8	15	9	8	17	48	41	89	52	50	102
86 St. Michael Kindergarten and E/S	Orion	4	6	10	6	12	18	3	2	5	14	8	22	12	7	19	10	7	17	6	11	17	51	47	98	55	53	108
87 St. Michael the Archangel Academy	Orion	3	1	4	5	2	7	3	6	9	9	6	15	11	4	15	4	6	10	12	4	16	44	28	72	47	29	76
88 Bataan Christian School	Pilar	10	13	23	12	11	23	13	14	27	25	12	37	10	23	33	10	23	33	16	18	34	86	101	187	96	114	210
89 Jobinas Learning Center	Pilar			0			0			0			0			0			0			0	0	0	0	0	0	0
90 Northridge Montessori School of Bataan, Inc.	Pilar	3	3	6	3	6	9	3	1	4	1	6	7	6	2	8	2	2	4	8	4	12	23	21	44	26	24	50
91 The Shinning Pillar School	Pilar			0			0			0			0			0			0			0	0	0	0	0	0	0
92 New Christian Church School	Samal			0			0			0			0			0			0			0	0	0	0	0	0	0
93 Samal Ecumenical Learning Center	Samal	8	5	13	9	9	18	10	10	20	9	1	10	2	9	11	8	1	9	10	4	14	48	34	82	56	39	95
94 St. Catherine of Siena Academy	Samal	0	0	0	8	9	17	8	9	17	9	11	20	9	8	17	9	14	23	8	11	19	51	62	113	51	62	113
95 Trinity United Methodist School of Bataan Inc.	Samal	0	2	2	0	9	9	3	3	6	5	4	9	11	5	16	4	1	5	4	4	8	27	26	53	27	28	55
96 Wesley Devt. Center for Children	Samal			0			0			0			0			0			0			0	0	0	0	0	0	0
<b>GRAND TOTAL</b>		<b>332</b>	<b>367</b>	<b>699</b>	<b>399</b>	<b>389</b>	<b>788</b>	<b>342</b>	<b>343</b>	<b>685</b>	<b>475</b>	<b>452</b>	<b>927</b>	<b>464</b>	<b>436</b>	<b>900</b>	<b>422</b>	<b>373</b>	<b>795</b>	<b>483</b>	<b>463</b>	<b>946</b>	<b>2,585</b>	<b>2,456</b>	<b>5,041</b>	<b>2,917</b>	<b>2,823</b>	<b>5,740</b>

SOURCE: *DepEd, Bataan*

SEP2021/priv pre-elem & elem enrolment

**Table 4.17**  
**Public Elementary School Enrolment**  
**by Grade, Sex and Individual School**  
**SY 2021-2022**  
*Municipality of Abucay*

SCHOOLS	PRE-ELEM			GRADE 1			GRADE 2			GRADE 3			GRADE 4			GRADE 5			GRADE 6			TOTAL GRADE 1-6			SPED (self-contained class)			GRAND TOTAL (Kinder+Grade 1-6+SPED)
	M	F	T	M	F	T	M	F	T	M	F	T	M	F	T	M	F	T	M	F	T	M	F	T	M	F	T	
<b>District I: Abucay</b>	<b>408</b>	<b>406</b>	<b>814</b>	<b>419</b>	<b>355</b>	<b>774</b>	<b>376</b>	<b>367</b>	<b>743</b>	<b>414</b>	<b>430</b>	<b>844</b>	<b>446</b>	<b>460</b>	<b>906</b>	<b>357</b>	<b>325</b>	<b>682</b>	<b>367</b>	<b>370</b>	<b>737</b>	<b>2379</b>	<b>2307</b>	<b>4686</b>	<b>0</b>	<b>0</b>	<b>0</b>	<b>5500</b>
1 Abucay North ES	63	65	128	51	50	101	60	47	107	55	62	117	68	71	139	49	34	83	50	60	110	333	324	657			0	785
2 Bangkal ES	10	12	22	14	11	25	9	9	18	15	12	27	15	6	21	12	12	24	9	12	21	74	62	136			0	158
3 Bangkal Resettlement ES	10	7	17	11	17	28	12	8	20	10	14	24	12	11	23	11	13	24	4	9	13	60	72	132			0	149
4 Capitangan ES	49	49	98	55	39	94	35	40	75	36	46	82	44	54	98	38	35	73	52	32	84	260	246	506			0	604
5 Hacienda ES	8	8	16	18	12	30	9	8	17	8	10	18	9	13	22	6	8	14	10	6	16	60	57	117			0	133
6 Jose Abejar MES	15	7	22	16	12	28	7	10	17	13	8	21	6	11	17	8	7	15	7	8	15	57	56	113			0	135
7 Kabukiran	24	20	44	24	20	44	18	16	34	19	16	35	18	20	38	11	9	20	17	8	25	107	89	196			0	240
8 Mabatang ES	48	47	95	45	41	86	44	53	97	43	52	95	60	65	125	47	59	106	50	54	104	289	324	613			0	708
9 P. Rubiano ES	13	17	30	21	9	30	25	17	42	16	16	32	14	20	34	10	6	16	15	9	24	101	77	178			0	208
10 Salian ES	14	20	34	18	15	33	18	27	45	33	25	58	32	19	51	19	17	36	12	13	25	132	116	248			0	282
11 T. Pinpin Memorial ES	124	129	253	118	114	232	123	107	230	142	148	290	148	155	303	130	106	236	125	139	264	786	769	1555			0	1808
12 Wawa ES	30	25	55	28	15	43	16	25	41	24	21	45	20	15	35	16	19	35	16	20	36	120	115	235			0	290

Source: *DepEd - Bataan*

*SEP2021/pub elem & primary enrolment*

**Table 4.18**  
**Public Elementary School Enrolment**  
**by Grade, Sex and Individual School**  
**SY 2021-2022**  
*Municipality of Bagac*

SCHOOLS	PRE-ELEM			GRADE 1			GRADE 2			GRADE 3			GRADE 4			GRADE 5			GRADE 6			TOTAL GRADE 1-6			SPED (self-contained class)			GRAND TOTAL (Kinder+G ra. 1- 6+SPED)
	M	F	T	M	F	T	M	F	T	M	F	T	M	F	T	M	F	T	M	F	T	M	F	T	M	F	T	
<b>District III : Bagac</b>	<b>347</b>	<b>310</b>	<b>657</b>	<b>292</b>	<b>307</b>	<b>599</b>	<b>321</b>	<b>301</b>	<b>622</b>	<b>348</b>	<b>333</b>	<b>681</b>	<b>314</b>	<b>319</b>	<b>633</b>	<b>234</b>	<b>215</b>	<b>449</b>	<b>287</b>	<b>258</b>	<b>545</b>	<b>1796</b>	<b>1733</b>	<b>3529</b>	<b>0</b>	<b>0</b>	<b>0</b>	<b>4186</b>
1 Bagac ES	134	103	237	113	127	240	107	105	212	110	122	232	121	114	235	86	84	170	103	100	203	640	652	1292			0	1529
2 Banawang ES	40	36	76	26	27	53	36	31	67	39	36	75	17	38	55	22	19	41	32	20	52	172	171	343			0	419
3 Binuangan ES	9	13	22	6	10	16	7	9	16	6	8	14	8	14	22	6	3	9	8	10	18	41	54	95			0	117
4 Binukawan ES	22	26	48	21	24	45	24	27	51	30	29	59	28	19	47	13	16	29	28	20	48	144	135	279			0	327
5 Overland ES	20	25	45	23	13	36	29	20	49	30	30	60	22	24	46	22	17	39	26	15	41	152	119	271			0	316
6 Parang ES	29	30	59	27	31	58	32	27	59	31	20	51	33	34	67	17	21	38	25	32	57	165	165	330			0	389
7 Paysawan ES	11	13	24	10	11	21	11	13	24	13	11	24	7	7	14	8	9	17	9	8	17	58	59	117			0	141
8 Pinagsumilan ES	21	23	44	14	18	32	16	17	33	21	18	39	19	15	34	15	8	23	13	11	24	98	87	185			0	229
9 Quinawan IS	9	4	13	10	6	16	5	6	11	12	11	23	9	7	16	5	5	10	6	6	12	47	41	88			0	101
10 Saysain ES	52	37	89	42	40	82	54	46	100	56	48	104	50	47	97	40	33	73	37	36	73	279	250	529			0	618

Source: *DepEd - Bataan*

*SEP2021/pub elem & primary enrolment*



**Table 4.19**  
**Public Elementary School Enrolment**  
**by Grade, Sex and Individual School**  
**SY 2021-2022**  
*City of Balanga*

SCHOOLS	PRE-ELEM			GRADE 1			GRADE 2			GRADE 3			GRADE 4			GRADE 5			GRADE 6			TOTAL GRADE 1-6			SPED (self-contained class)			GRAND TOTAL (Kinder+G ra. 1- 6+SPED)
	M	F	T	M	F	T	M	F	T	M	F	T	M	F	T	M	F	T	M	F	T	M	F	T	M	F	T	
<b>DISTRICT II : CITY OF BALANGA</b>	<b>930</b>	<b>938</b>	<b>1868</b>	<b>1028</b>	<b>967</b>	<b>1995</b>	<b>922</b>	<b>846</b>	<b>1768</b>	<b>1093</b>	<b>1006</b>	<b>2099</b>	<b>1063</b>	<b>1073</b>	<b>2136</b>	<b>722</b>	<b>657</b>	<b>1379</b>	<b>896</b>	<b>868</b>	<b>1764</b>	<b>5724</b>	<b>5417</b>	<b>11141</b>				<b>13009</b>
1 Bagong Silang ES	59	57	116	66	47	113	56	41	97	61	47	108	68	57	125	29	38	67	50	37	87	330	267	597			0	713
2 Balanga Elementary School	121	141	262	190	186	376	155	164	319	186	207	393	161	196	357	151	148	299	190	192	382	1033	1093	2126			0	2388
3 Bani Elementary School	33	31	64	17	42	59	16	24	40	33	23	56	25	32	57	22	14	36	27	23	50	140	158	298			0	362
4 Bo. Central Elementary School	56	57	113	59	58	117	41	54	95	57	65	122	70	49	119	37	30	67	43	51	94	307	307	614			0	727
5 Cabog-Cabog Elementary School	23	25	48	24	21	45	30	14	44	36	23	59	31	20	51	17	7	24	31	25	56	169	110	279			0	327
6 Cataning Elementary School	107	124	231	97	111	208	116	111	227	121	113	234	126	107	233	73	76	149	80	86	166	613	604	1217			0	1448
7 Cupang Elementary School	116	115	231	142	136	278	144	116	260	156	137	293	135	138	273	102	83	185	119	111	230	798	721	1519			0	1750
8 E. Bernabe Elementary School	22	25	47	22	18	40	17	15	32	27	21	48	26	34	60	13	15	28	35	26	61	140	129	269			0	316
9 G.L. David Elementary School	44	36	80	45	38	83	28	38	66	45	38	83	40	33	73	32	29	61	31	23	54	221	199	420			0	500
10 M. Delos Reyes Memorial Elementary School	40	39	79	47	46	93	44	41	85	56	47	103	46	50	96	20	30	50	30	37	67	243	251	494			0	573
11 M. P. Cuaderno Sr. Memorial Elementary School	23	28	51	19	20	39	30	20	50	27	18	45	34	28	62	23	10	33	13	29	42	146	125	271			0	322
12 Our Lady Of Lourdes Elementary School	43	32	75	50	22	72	33	23	56	40	31	71	45	38	83	24	12	36	37	31	68	229	157	386			0	461
13 Puerto Rivas Elementary School	22	19	41	23	25	48	23	15	38	22	20	42	18	33	51	13	5	18	18	9	27	117	107	224			0	265
14 T. Camacho Sr. Elementary School	57	75	132	58	56	114	49	40	89	69	63	132	55	78	133	33	38	71	58	65	123	322	340	662			0	794
15 Tanato Elementary School	13	12	25	16	9	25	9	7	16	9	15	24	14	22	36	11	5	16	9	7	16	68	65	133			0	158
16 Tenejero Elementary School	73	65	138	69	65	134	77	70	147	90	75	165	96	88	184	75	67	142	79	67	146	486	432	918			0	1056
17 Tortugas Elementary School	30	19	49	34	23	57	20	27	47	27	31	58	22	31	53	17	20	37	16	20	36	136	152	288			0	337
18 Tuyoy Elementary School	48	38	86	50	44	94	34	26	60	31	32	63	51	39	90	30	30	60	30	29	59	226	200	426			0	512

Source: DepEd - Bataan

SEP2021/pub elem & primary enrolment

**Table 4.20**  
**Public Elementary School Enrolment**  
**by Grade, Sex and Individual School**  
**SY 2021-2022**  
*Municipality of Dinalupihan*

SCHOOLS	PRE-ELEM			GRADE 1			GRADE 2			GRADE 3			GRADE 4			GRADE 5			GRADE 6			TOTAL GRADE 1-6			SPED (self-contained class)			GRAND TOTAL (Kinder+Grade 1-6+SPED)
	M	F	T	M	F	T	M	F	T	M	F	T	M	F	T	M	F	T	M	F	T	M	F	T	M	F	T	
<b>DINALUPIHAN - TOTAL</b>	<b>1268</b>	<b>1211</b>	<b>2479</b>	<b>1263</b>	<b>1194</b>	<b>2457</b>	<b>1150</b>	<b>1039</b>	<b>2189</b>	<b>1325</b>	<b>1241</b>	<b>2566</b>	<b>1242</b>	<b>1135</b>	<b>2377</b>	<b>967</b>	<b>927</b>	<b>1894</b>	<b>1118</b>	<b>1029</b>	<b>2147</b>	<b>7065</b>	<b>6565</b>	<b>13630</b>	<b>0</b>	<b>0</b>	<b>0</b>	<b>16109</b>
<b>DISTRICT III : DINALUPIHAN EAST</b>	<b>513</b>	<b>488</b>	<b>1001</b>	<b>546</b>	<b>498</b>	<b>1044</b>	<b>465</b>	<b>418</b>	<b>883</b>	<b>589</b>	<b>528</b>	<b>1117</b>	<b>536</b>	<b>477</b>	<b>1013</b>	<b>408</b>	<b>385</b>	<b>793</b>	<b>457</b>	<b>431</b>	<b>888</b>	<b>3001</b>	<b>2737</b>	<b>5738</b>	<b>0</b>	<b>0</b>	<b>0</b>	<b>6739</b>
1 Bayan-Bayanan ES	12	22	34	21	23	44	18	19	37	19	20	39	17	14	31	15	9	24	13	14	27	103	99	202			0	236
2 Daang Bago ES	20	24	44	26	23	49	27	19	46	30	42	72	24	20	44	16	27	43	22	15	37	145	146	291			0	335
3 Dalao ES	23	20	43	17	17	34	21	11	32	21	21	42	23	15	38	12	17	29	17	14	31	111	95	206			0	249
4 Dinalupihan ES	91	94	185	117	130	247	106	96	202	135	134	269	130	124	254	114	126	240	121	118	239	723	728	1451			0	1636
5 Layac ES	21	22	43	15	9	24	12	16	28	21	9	30	15	13	28	11	14	25	10	16	26	84	77	161			0	204
6 New San Jose ES	41	47	88	50	45	95	44	41	85	67	47	114	45	49	94	42	36	78	55	43	98	303	261	564			0	652
7 Old San Jose ES	25	22	47	26	11	37	22	11	33	26	18	44	24	25	49	14	16	30	17	20	37	129	101	230			0	277
8 Pagalanggang ES	55	48	103	42	55	97	40	38	78	52	49	101	53	28	81	37	30	67	49	36	85	273	236	509			0	612
9 Pentor ES	29	22	51	26	23	49	17	16	33	27	24	51	27	24	51	14	16	30	17	12	29	128	115	243			0	294
10 Pita ES	59	44	103	64	41	105	37	40	77	50	30	80	41	43	84	29	19	48	37	42	79	258	215	473			0	576
11 San Simon ES	44	34	78	31	33	64	33	25	58	27	27	54	31	24	55	30	17	47	20	24	44	172	150	322			0	400
12 Sapang Balas PS	21	18	39	27	15	42	20	17	37	23	23	46	22	17	39	9	9	18	11	15	26	112	96	208			0	247
13 Sta. Isabel ES	40	25	65	35	35	70	27	28	55	39	28	67	37	29	66	29	18	47	25	27	52	192	165	357			0	422
14 Sto Niño ES	14	23	37	21	17	38	16	19	35	17	22	39	20	25	45	14	8	22	13	13	26	101	104	205			0	242
15 Tucop IS	18	23	41	28	21	49	25	22	47	35	34	69	27	27	54	22	23	45	30	22	52	167	149	316			0	357

Source: DepEd - Bataan

SEP2021/pub elem & primary enrolment

**Table 4.21**  
**Public Elementary School Enrolment**  
**by Grade, Sex and Individual School**  
**SY 2021-2022**  
*Municipality of Dinalupihan*

(Dinalupihan cont'd)

SCHOOLS	PRE-ELEM			GRADE 1			GRADE 2			GRADE 3			GRADE 4			GRADE 5			GRADE 6			TOTAL GRADE 1-6			SPED (self-contained class)			GRAND TOTAL (Kinder+G ra. 1- 6+SPED)
	M	F	T	M	F	T	M	F	T	M	F	T	M	F	T	M	F	T	M	F	T	M	F	T	M	F	T	
<b>DISTRICT III : DINALUPIHAN WEST</b>	<b>755</b>	<b>723</b>	<b>1478</b>	<b>717</b>	<b>696</b>	<b>1413</b>	<b>685</b>	<b>621</b>	<b>1306</b>	<b>736</b>	<b>713</b>	<b>1449</b>	<b>706</b>	<b>658</b>	<b>1364</b>	<b>559</b>	<b>542</b>	<b>1101</b>	<b>661</b>	<b>598</b>	<b>1259</b>	<b>4064</b>	<b>3828</b>	<b>7892</b>				<b>9370</b>
1 Bangal Elementary School	70	53	123	49	48	97	57	44	101	56	36	92	62	47	109	36	26	62	44	35	79	304	236	540	0	0	0	663
2 Colo Elementary School	43	43	86	42	46	88	58	31	89	64	56	120	31	52	83	49	33	82	40	43	83	284	261	545	0	0	0	631
3 Happy Valley ES	22	19	41	25	12	37	14	15	29	21	21	42	12	15	27	17	21	38	11	9	20	100	93	193	0	0	0	234
4 Jose C. Payumo Jr. ES	61	77	138	63	61	124	60	52	112	68	61	129	58	49	107	43	49	92	45	46	91	337	318	655	0	0	0	793
5 Kataasan ES	18	16	34	16	12	28	11	17	28	24	10	34	15	15	30	13	7	20	10	10	20	89	71	160	0	0	0	194
6 Luakan ES	31	48	79	27	30	57	38	34	72	34	41	75	54	38	92	36	24	60	29	28	57	218	195	413	0	0	0	492
7 Magsaysay ES	30	25	55	25	20	45	27	35	62	32	35	67	37	27	64	19	17	36	28	37	65	168	171	339	0	0	0	394
8 Maligaya ES	23	17	40	12	18	30	20	14	34	14	22	36	13	14	27	7	9	16	22	18	40	88	95	183	0	0	0	223
9 Naparing ES	43	34	77	44	39	83	36	33	69	26	25	51	28	43	71	35	28	63	35	27	62	204	195	399	0	0	0	476
10 Pag-asa ES	17	16	33	12	16	28	15	14	29	18	20	38	10	8	18	13	12	25	23	11	34	91	81	172	0	0	0	205
11 Payangan ES	23	13	36	18	22	40	15	17	32	14	17	31	16	15	31	12	12	24	17	12	29	92	95	187	0	0	0	223
12 Pinulot ES	54	58	112	47	38	85	41	42	83	39	37	76	39	38	77	44	34	78	56	42	98	266	231	497	0	0	0	609
13 Roosevelt ES	61	60	121	70	64	134	59	41	100	77	49	126	60	67	127	43	45	88	58	43	101	367	309	676	0	0	0	797
14 Saguing ES	68	44	112	42	53	95	51	43	94	41	74	115	50	52	102	34	34	68	38	51	89	256	307	563	0	0	0	675
15 San Benito ES	45	49	94	52	41	93	29	45	74	43	44	87	36	33	69	33	33	66	42	38	80	235	234	469	0	0	0	563
16 San Pablo ES	61	58	119	65	66	131	70	66	136	58	70	128	68	49	117	52	55	107	59	56	115	372	362	734	0	0	0	853
17 San Ramon ES	79	76	155	97	97	194	70	72	142	90	84	174	106	86	192	65	97	162	95	89	184	523	525	1048	0	0	0	1203
18 Tubo-Tubo ES	6	17	23	11	13	24	14	6	20	17	11	28	11	10	21	8	6	14	9	3	12	70	49	119	0	0	0	142

Source: DepEd - Bataan

SEP2021/pub elem & primary enrolment

**Table 4.22**  
**Public Elementary School Enrolment**  
**by Grade, Sex and Individual School**  
**SY 2021-2022**  
*Municipality of Hermosa*

SCHOOLS	PRE-ELEM			GRADE 1			GRADE 2			GRADE 3			GRADE 4			GRADE 5			GRADE 6			TOTAL GRADE 1-6			SPED (self-contained class)			GRAND TOTAL (Kinder+G ra. 1- 6+SPED)
	M	F	T	M	F	T	M	F	T	M	F	T	M	F	T	M	F	T	M	F	T	M	F	T	M	F	T	
<b>DISTRICT I : HERMOSA</b>	<b>850</b>	<b>767</b>	<b>1617</b>	<b>808</b>	<b>758</b>	<b>1566</b>	<b>808</b>	<b>671</b>	<b>1479</b>	<b>856</b>	<b>787</b>	<b>1643</b>	<b>765</b>	<b>686</b>	<b>1451</b>	<b>625</b>	<b>630</b>	<b>1255</b>	<b>750</b>	<b>625</b>	<b>1375</b>	<b>4612</b>	<b>4157</b>	<b>8769</b>	<b>0</b>	<b>0</b>	<b>0</b>	<b>10386</b>
1 Almacen ES	34	24	58	47	47	94	42	38	80	31	28	59	33	22	55	21	30	51	38	25	63	212	190	402			0	460
2 Bacong ES	42	32	74	38	32	70	41	32	73	39	27	66	29	23	52	28	25	53	35	24	59	210	163	373			0	447
3 Balsik ES	48	52	100	44	47	91	50	32	82	50	49	99	63	56	119	41	32	73	52	39	91	300	255	555			0	655
4 Bamban ES	21	23	44	16	20	36	23	17	40	24	29	53	21	21	42	16	26	42	16	22	38	116	135	251			0	295
5 Casupanan ES	125	93	218	108	90	198	108	78	186	115	121	236	100	100	200	75	88	163	91	95	186	597	572	1169			0	1387
6 Culis ES	62	71	133	49	59	108	56	48	104	63	54	117	59	36	95	46	49	95	70	51	121	343	297	640			0	773
7 Hermosa ES	119	114	233	129	123	252	121	105	226	127	124	251	121	103	224	112	95	207	123	102	225	733	652	1385			0	1618
8 Hermosa ES - Annex			0			0			0			0			0			0			0	0	0	0			0	0
9 Mabiga ES	22	20	42	28	24	52	25	20	45	24	20	44	21	22	43	15	14	29	27	14	41	140	114	254			0	296
10 Maite ES	15	18	33	19	14	33	13	14	27	19	17	36	10	11	21	15	11	26	15	13	28	91	80	171			0	204
11 Mambog ES	47	49	96	44	42	86	49	41	90	51	47	98	36	45	81	42	45	87	53	46	99	275	266	541			0	637
12 Mandama ES	27	17	44	21	13	34	13	10	23	15	9	24	15	14	29	0	0	0	0	0	0	64	46	110			0	154
13 Pandatung ES	48	41	89	33	32	65	29	35	64	42	27	69	38	40	78	30	35	65	37	24	61	209	193	402			0	491
14 Parapal PS	10	7	17	9	11	20	11	13	24	14	17	31	15	11	26	5	8	13	5	10	15	59	70	129			0	146
15 Pastolan ES	27	19	46	28	28	56	28	22	50	23	15	38	17	19	36	16	15	31	17	12	29	129	111	240			0	286
16 St. Ma. Virginia P. Leonzon MES	11	16	27	9	17	26	23	13	36	12	17	29	13	13	26	14	12	26	15	6	21	86	78	164			0	191
17 Pulo ES	17	26	43	18	13	31	13	9	22	25	15	40	8	16	24	5	17	22	9	10	19	78	80	158			0	201
18 Saba ES	21	12	33	13	15	28	13	13	26	17	12	29	23	12	35	16	11	27	12	15	27	94	78	172			0	205
19 Sumalo IS	15	19	34	23	21	44	29	17	46	26	20	46	31	22	53	23	16	39	30	23	53	162	119	281			0	315
20 Tipo ES	139	114	253	132	110	242	121	114	235	139	139	278	112	100	212	105	101	206	105	94	199	714	658	1372			0	1625

Source: *DepEd - Bataan*

*SEP2021/pub elem & primary enrolment*

**Table 4.23**  
**Public Elementary School Enrolment**  
**by Grade, Sex and Individual School**  
**SY 2021-2022**  
*Municipality of Limay*

SCHOOLS	PRE-ELEM			GRADE 1			GRADE 2			GRADE 3			GRADE 4			GRADE 5			GRADE 6			TOTAL GRADE 1-6			SPED (self-contained class)			GRAND TOTAL (Kinder+Grade 1-6+SPED)
	M	F	T	M	F	T	M	F	T	M	F	T	M	F	T	M	F	T	M	F	T	M	F	T	M	F	T	
<b>DISTRICT II : LIMAY</b>	<b>745</b>	<b>660</b>	<b>1405</b>	<b>846</b>	<b>786</b>	<b>1632</b>	<b>816</b>	<b>723</b>	<b>1539</b>	<b>772</b>	<b>731</b>	<b>1503</b>	<b>721</b>	<b>707</b>	<b>1428</b>	<b>595</b>	<b>533</b>	<b>1128</b>	<b>564</b>	<b>553</b>	<b>1117</b>	<b>4314</b>	<b>4033</b>	<b>8347</b>	<b>0</b>	<b>0</b>	<b>0</b>	<b>9752</b>
1 Alangan ES	60	68	128	82	59	141	67	46	113	73	74	147	57	58	115	36	40	76	42	31	73	357	308	665			0	793
2 Arsenal ES	18	32	50	37	28	65	38	25	63	33	30	63	29	21	50	29	18	47	26	17	43	192	139	331			0	381
3 BLISS ES	36	29	65	29	33	62	23	31	54	39	20	59	29	19	48	30	14	44	15	29	44	165	146	311			0	376
4 Carbon ES	28	23	51	26	31	57	34	24	58	26	19	45	30	20	50	17	16	33	11	17	28	144	127	271			0	322
5 Duale ES	44	35	79	33	42	75	52	45	97	48	48	96	32	29	61	45	27	72	36	26	62	246	217	463			0	542
6 Gabaldon ES	38	37	75	37	25	62	36	29	65	35	33	68	32	25	57	38	20	58	41	37	78	219	169	388			0	463
7 Kinaragan ES	14	9	23	9	2	11	17	15	32	8	8	16	9	15	24	13	8	21	4	8	12	60	56	116			0	139
8 Kitang ES	17	21	38	17	25	42	21	22	43	23	19	42	22	14	36	12	15	27	20	20	40	115	115	230			0	268
9 Lamao ES	156	137	293	203	182	385	167	167	334	169	175	344	148	162	310	121	112	233	133	111	244	941	909	1850			0	2143
10 Limay ES	150	110	260	153	156	309	170	126	296	154	145	299	134	153	287	125	136	261	116	132	248	852	848	1700			0	1960
11 Luz ES	67	74	141	83	72	155	64	68	132	59	66	125	81	75	156	47	49	96	52	60	112	386	390	776			0	917
12 Peas ES	18	17	35	17	21	38	28	17	45	22	12	34	15	12	27	11	12	23	13	7	20	106	81	187			0	222
13 St. Francis ES (Bacong)	99	68	167	120	110	230	99	108	207	83	82	165	103	104	207	71	66	137	55	58	113	531	528	1059			0	1226

Source: DepEd - Bataan

SEP2021/pub elem & primary enrolment

**Table 4.24**  
**Public Elementary School Enrolment**  
**by Grade, Sex and Individual School**  
**SY 2021-2022**  
*Municipality of Mariveles*

SCHOOLS	PRE-ELEM			GRADE 1			GRADE 2			GRADE 3			GRADE 4			GRADE 5			GRADE 6			TOTAL GRADE 1-6			SPED (self-contained class)			GRAND TOTAL (Kinder+Grade 1-6+SPED)
	M	F	T	M	F	T	M	F	T	M	F	T	M	F	T	M	F	T	M	F	T	M	F	T	M	F	T	
<b>DISTRICT III : MARIVELES</b>	<b>1447</b>	<b>1284</b>	<b>2731</b>	<b>1400</b>	<b>1285</b>	<b>2685</b>	<b>1337</b>	<b>1183</b>	<b>2520</b>	<b>1415</b>	<b>1353</b>	<b>2768</b>	<b>1323</b>	<b>1330</b>	<b>2653</b>	<b>1023</b>	<b>992</b>	<b>2015</b>	<b>1148</b>	<b>1097</b>	<b>2245</b>	<b>7646</b>	<b>7240</b>	<b>14886</b>	<b>0</b>	<b>0</b>	<b>0</b>	<b>17617</b>
1 A. G. Llamas ES	286	248	534	265	281	546	283	258	541	315	296	611	255	263	518	214	227	441	254	242	496	1586	1567	3153			0	3687
2 Alasasin ES	150	128	278	157	128	285	125	125	250	150	126	276	142	139	281	101	92	193	105	87	192	780	697	1477			0	1755
3 Balon ES	144	119	263	140	106	246	120	99	219	136	123	259	106	106	212	98	103	201	109	106	215	709	643	1352			0	1615
4 Baseco ES	43	32	75	44	35	79	40	26	66	38	35	73	32	29	61	32	27	59	37	30	67	223	182	405			0	480
5 Batangas 2 ES	14	14	28	21	21	42	14	23	37	20	24	44	24	26	50	15	13	28	17	13	30	111	120	231			0	259
6 Bayview ES	47	43	90	38	42	80	33	34	67	44	39	83	50	40	90	43	36	79	34	31	65	242	222	464			0	554
7 Bepz ES	35	47	82	43	49	92	35	39	74	53	57	110	50	51	101	48	40	88	40	36	76	269	272	541			0	623
8 Biaan Aeta IS	21	15	36	14	11	25	12	8	20	14	16	30	16	7	23	8	7	15	6	6	12	70	55	125			0	161
9 Cabcaban ES	154	148	302	184	146	330	170	161	331	170	157	327	161	164	325	123	128	251	142	151	293	950	907	1857			0	2159
10 Ipag ES	106	93	199	92	82	174	105	67	172	86	99	185	85	100	185	75	66	141	95	72	167	538	486	1024			0	1223
11 Lucanin ES	67	65	132	67	63	130	55	53	108	62	75	137	70	68	138	38	38	76	46	59	105	338	356	694			0	826
12 Marina Bay ES	27	20	47	20	21	41	22	19	41	19	22	41	19	27	46	8	15	23	15	19	34	103	123	226			0	273
13 Mt. View ES	57	54	111	55	61	116	67	64	131	65	61	126	53	52	105	45	37	82	47	46	93	332	321	653			0	764
14 Alion ES	30	34	64	36	37	73	35	25	60	27	30	57	38	30	68	23	21	44	23	30	53	182	173	355			0	419
15 Renato L. Cayetano Memorial School	32	32	64	33	30	63	34	23	57	33	28	61	32	39	71	15	13	28	27	26	53	174	159	333			0	397
16 Sisiman ES	106	92	198	94	86	180	85	80	165	94	87	181	97	107	204	67	61	128	83	68	151	520	489	1009			0	1207
17 Sto. Niño Biaan ES	63	54	117	50	46	96	45	38	83	37	39	76	50	36	86	36	30	66	26	36	62	244	225	469			0	586
18 Townsite ES	65	46	111	47	40	87	57	41	98	52	39	91	43	46	89	34	38	72	42	39	81	275	243	518			0	629

Source: DepEd - Bataan

SEP2021/pub elem & primary enrolment

**Table 4.25**  
**Public Elementary School Enrolment**  
**by Grade, Sex and Individual School**  
**SY 2021-2022**  
*Municipality of Morong*

SCHOOLS	PRE-ELEM			GRADE 1			GRADE 2			GRADE 3			GRADE 4			GRADE 5			GRADE 6			TOTAL GRADE 1-6			SPED (self-contained class)			GRAND TOTAL (Kinder+G ra. 1- 6+SPED)
	M	F	T	M	F	T	M	F	T	M	F	T	M	F	T	M	F	T	M	F	T	M	F	T	M	F	T	
<b>DISTRICT III : MORONG</b>	<b>392</b>	<b>363</b>	<b>755</b>	<b>458</b>	<b>421</b>	<b>879</b>	<b>396</b>	<b>385</b>	<b>781</b>	<b>416</b>	<b>426</b>	<b>842</b>	<b>388</b>	<b>389</b>	<b>777</b>	<b>337</b>	<b>308</b>	<b>645</b>	<b>323</b>	<b>323</b>	<b>646</b>	<b>2318</b>	<b>2252</b>	<b>4570</b>	<b>0</b>	<b>0</b>	<b>0</b>	<b>5325</b>
1 Binaritan ES	52	43	95	52	35	87	53	45	98	51	29	80	44	45	89	36	28	64	32	38	70	268	220	488			0	583
2 F. Angeles Mem. ES (Sabang)	44	43	87	59	49	108	55	46	101	50	47	97	52	28	80	35	37	72	31	35	66	282	242	524			0	611
3 Kanawan IS	0		0			0			0			0			0			0			0	0	0	0			0	0
4 Mabayo ES	55	63	118	48	55	103	55	42	97	52	65	117	43	58	101	53	42	95	53	41	94	304	303	607			0	725
5 Minanga ES	18	20	38	26	16	42	18	12	30	27	23	50	21	20	41	15	16	31	18	10	28	125	97	222			0	260
6 Morong ES	116	103	219	136	140	276	105	130	235	105	137	242	119	133	252	96	100	196	97	128	225	658	768	1426			0	1645
7 Nagbalayong ES	50	39	89	62	58	120	53	63	116	71	58	129	49	54	103	60	47	107	51	29	80	346	309	655			0	744
8 Panibatuhan ES	33	35	68	41	45	86	41	27	68	42	37	79	31	35	66	26	27	53	24	23	47	205	194	399			0	467
9 Sampaloc IS	24	17	41	34	23	57	16	20	36	18	30	48	29	16	45	16	11	27	17	19	36	130	119	249			0	290

Source: *DepEd - Bataan*

*SEP2021/pub elem & primary enrolment*

**Table 4.26**  
**Public Elementary School Enrolment**  
**by Grade, Sex and Individual School**  
**SY 2021-2022**  
*Municipality of Orani*

SCHOOLS	PRE-ELEM			GRADE 1			GRADE 2			GRADE 3			GRADE 4			GRADE 5			GRADE 6			TOTAL GRADE 1-6			SPED (self-contained class)			GRAND TOTAL (Kinder+Grade 1-6+SPED)
	M	F	T	M	F	T	M	F	T	M	F	T	M	F	T	M	F	T	M	F	T	M	F	T	M	F	T	
<b>DISTRICT I : ORANI</b>	<b>773</b>	<b>683</b>	<b>1456</b>	<b>737</b>	<b>661</b>	<b>1398</b>	<b>697</b>	<b>607</b>	<b>1304</b>	<b>769</b>	<b>720</b>	<b>1489</b>	<b>707</b>	<b>680</b>	<b>1387</b>	<b>582</b>	<b>527</b>	<b>1109</b>	<b>639</b>	<b>633</b>	<b>1272</b>	<b>4131</b>	<b>3828</b>	<b>7959</b>	<b>0</b>	<b>0</b>	<b>0</b>	<b>9415</b>
1 Alikabok ES	39	32	71	33	24	57	33	25	58	44	28	72	38	35	73	32	29	61	30	33	63	210	174	384			0	455
2 Dona ES	32	30	62	41	22	63	29	36	65	36	32	68	28	28	56	25	31	56	27	35	62	186	184	370			0	432
3 Kabalutan ES	12	9	21	11	18	29	10	10	20	24	13	37	13	8	21	8	11	19	14	9	23	80	69	149			0	170
4 Kaparangan ES	46	49	95	38	53	91	48	37	85	51	56	107	49	47	96	45	37	82	52	41	93	283	271	554			0	649
5 Legua ES	15	19	34	17	12	29	25	10	35	12	20	32	15	18	33	0	0	0	17	10	27	86	70	156			0	190
6 Orani North ES	214	177	391	192	175	367	169	179	348	218	186	404	196	178	374	164	162	326	173	183	356	1112	1063	2175			0	2566
7 Orani South ES	73	63	136	71	77	148	69	58	127	98	76	174	67	83	150	61	55	116	71	65	136	437	414	851			0	987
8 Pag-asa ES	42	27	69	36	20	56	30	21	51	39	32	71	28	23	51	30	17	47	28	20	48	191	133	324			0	393
9 Pantalan Bago ES	22	24	46	18	24	42	30	20	50	20	22	42	20	15	35	16	23	39	17	17	34	121	121	242			0	288
10 Pantalan Luma ES	48	54	102	61	38	99	42	39	81	45	58	103	56	59	115	40	28	68	32	49	81	276	271	547			0	649
11 Paraiso ES	49	66	115	47	49	96	63	31	94	61	57	118	55	56	111	56	40	96	53	52	105	335	285	620			0	735
12 Pulo ES	36	22	58	31	21	52	26	29	55	18	22	40	23	22	45	14	23	37	16	20	36	128	137	265			0	323
13 Sibul ES	23	14	37	16	22	38	12	14	26	16	24	40	21	15	36	14	9	23	14	17	31	93	101	194			0	231
14 Tala ES	14	21	35	20	17	37	23	15	38	13	22	35	13	18	31	15	10	25	18	10	28	102	92	194			0	229
15 Talimundoc ES	23	12	35	23	17	40	14	11	25	10	19	29	20	19	39	9	10	19	20	15	35	96	91	187			0	222
16 Tapulao ES	85	64	149	82	72	154	74	72	146	64	53	117	65	56	121	53	42	95	57	57	114	395	352	747			0	896

Source: DepEd - Bataan

SEP2021/pub elem & primary enrolment



**Table 4.27**  
**Public Elementary School Enrolment**  
**by Grade, Sex and Individual School**  
**SY 2021-2022**  
*Municipality of Orion*

SCHOOLS	PRE-ELEM			GRADE 1			GRADE 2			GRADE 3			GRADE 4			GRADE 5			GRADE 6			TOTAL GRADE 1-6			SPED (self-contained class)			GRAND TOTAL (Kinder+G ra. 1- 6+SPED)
	M	F	T	M	F	T	M	F	T	M	F	T	M	F	T	M	F	T	M	F	T	M	F	T	M	F	T	
<b>DISTRICT II : ORION</b>	<b>509</b>	<b>400</b>	<b>909</b>	<b>487</b>	<b>430</b>	<b>917</b>	<b>407</b>	<b>358</b>	<b>765</b>	<b>477</b>	<b>450</b>	<b>927</b>	<b>409</b>	<b>417</b>	<b>826</b>	<b>363</b>	<b>331</b>	<b>694</b>	<b>363</b>	<b>392</b>	<b>755</b>	<b>2506</b>	<b>2378</b>	<b>4884</b>	<b>0</b>	<b>0</b>	<b>0</b>	<b>5793</b>
1 Bantan ES	6	15	21	8	13	21	8	10	18	7	11	18	9	17	26	14	4	18	6	10	16	52	65	117			0	138
2 Bilolo ES	91	54	145	75	68	143	64	41	105	55	65	120	55	53	108	47	51	98	42	52	94	338	330	668			0	813
3 Calungusan ES	17	16	33	18	20	38	12	9	21	18	20	38	17	14	31	14	14	28	15	22	37	94	99	193			0	226
4 Camachile ES	9	6	15	7	9	16	6	7	13	10	7	17	10	5	15	7	9	16	7	12	19	47	49	96			0	111
5 Capunitan ES	76	61	137	65	65	130	54	58	112	87	76	163	63	80	143	52	47	99	54	50	104	375	376	751			0	888
6 Daan Pare ES	52	54	106	58	57	115	73	56	129	67	57	124	58	52	110	48	45	93	53	48	101	357	315	672			0	778
7 Eva Aeta ES	9	8	17	9	11	20	10	3	13	15	7	22	10	9	19	11	6	17	3	9	12	58	45	103			0	120
8 General Lim ES	61	53	114	57	43	100	48	48	96	61	49	110	55	52	107	38	34	72	43	40	83	302	266	568			0	682
9 Orion ES			0			0			0			0			0			0			0	0	0	0			0	0
10 Pablo R. Roman ES	39	27	66	34	33	67	23	16	39	37	35	72	26	23	49	36	26	62	24	31	55	180	164	344			0	410
11 Puting Buhangin ES	41	29	70	41	30	71	27	20	47	27	31	58	33	34	67	25	16	41	22	29	51	175	160	335			0	405
12 Sabatan ES	48	34	82	46	34	80	42	36	78	49	40	89	32	28	60	24	36	60	35	40	75	228	214	442			0	524
13 Sta. Elena ES	19	11	30	20	16	36	10	11	21	15	10	25	13	14	27	10	8	18	19	10	29	87	69	156			0	186
14 Sto. Domingo ES	41	32	73	49	31	80	30	43	73	29	42	71	28	36	64	37	35	72	40	39	79	213	226	439			0	512

Source: *DepEd - Bataan*

*SEP2021/pub elem & primary enrolment*

**Table 4.28**  
**Public Pre-Elementary and Elementary School Enrolment**  
**by Grade, Sex and Individual School**  
**SY 2021-2022**  
*Municipality of Pilar*

SCHOOLS	PRE-ELEM			GRADE 1			GRADE 2			GRADE 3			GRADE 4			GRADE 5			GRADE 6			TOTAL GRADE 1-6			SPED (self-contained class)			GRAND TOTAL (Kinder+G ra. 1-6+SPED)
	M	F	T	M	F	T	M	F	T	M	F	T	M	F	T	M	F	T	M	F	T	M	F	T	M	F	T	
<b>DISTRICT II : PILAR</b>	<b>452</b>	<b>425</b>	<b>877</b>	<b>476</b>	<b>415</b>	<b>891</b>	<b>468</b>	<b>363</b>	<b>831</b>	<b>452</b>	<b>404</b>	<b>856</b>	<b>366</b>	<b>368</b>	<b>734</b>	<b>370</b>	<b>349</b>	<b>719</b>	<b>377</b>	<b>314</b>	<b>691</b>	<b>2509</b>	<b>2213</b>	<b>4722</b>	<b>0</b>	<b>0</b>	<b>0</b>	<b>5599</b>
1 Alauli ES	76	65	141	76	59	135	63	54	117	66	55	121	55	45	100	53	56	109	49	45	94	362	314	676			0	817
2 Bagumbayan ES	32	32	64	29	21	50	32	23	55	26	32	58	29	21	50	20	22	42	29	25	54	165	144	309			0	373
3 Balut ES	32	16	48	30	23	53	29	24	53	28	25	53	15	25	40	26	16	42	17	16	33	145	129	274			0	322
4 Diwa ES	16	17	33	22	21	43	22	10	32	23	22	45	18	23	41	18	22	40	14	17	31	117	115	232			0	265
5 J.S. Herrera Sr. MES	7	13	20	14	15	29	11	10	21	21	20	41	16	17	33	13	15	28	9	12	21	84	89	173			0	193
6 Liyang ES	44	31	75	39	37	76	41	34	75	32	24	56	27	20	47	29	31	60	29	26	55	197	172	369			0	444
7 Nagwaling ES	35	51	86	34	24	58	44	27	71	43	38	81	29	30	59	33	23	56	34	28	62	217	170	387			0	473
8 Panilao ES	50	58	108	57	64	121	68	47	115	51	51	102	52	41	93	51	45	96	55	40	95	334	288	622			0	730
9 Pantingan ES	15	13	28	18	16	34	15	10	25	17	13	30	8	12	20	10	12	22	9	8	17	77	71	148			0	176
10 Pilar ES	57	65	122	80	67	147	63	60	123	69	64	133	53	58	111	63	46	109	65	55	120	393	350	743			0	865
11 Sta. Rosa ES	47	34	81	47	40	87	43	37	80	35	31	66	33	45	78	25	30	55	37	28	65	220	211	431			0	512
12 Wakas ES	41	30	71	30	28	58	37	27	64	41	29	70	31	31	62	29	31	60	30	14	44	198	160	358			0	429

Source: DepEd - Bataan

SEP2021/pub elem & primary enrolment

**Table 4.29**  
**Public Pre-Elementary and Elementary School Enrolment**  
**by Grade, Sex and Individual School**  
**SY 2021-2022**  
*Municipality of Samal*

SCHOOLS	PRE-ELEM			GRADE 1			GRADE 2			GRADE 3			GRADE 4			GRADE 5			GRADE 6			TOTAL GRADE 1-6			SPED (self-contained class)			GRAND TOTAL (Kinder+G ra. 1-6+SPED)
	M	F	T	M	F	T	M	F	T	M	F	T	M	F	T	M	F	T	M	F	T	M	F	T	M	F	T	
<b>DISTRICT I : SAMAL</b>	<b>406</b>	<b>340</b>	<b>746</b>	<b>381</b>	<b>366</b>	<b>747</b>	<b>378</b>	<b>309</b>	<b>687</b>	<b>431</b>	<b>374</b>	<b>805</b>	<b>318</b>	<b>347</b>	<b>665</b>	<b>296</b>	<b>353</b>	<b>649</b>	<b>309</b>	<b>325</b>	<b>634</b>	<b>2113</b>	<b>2074</b>	<b>4187</b>	<b>0</b>	<b>0</b>	<b>0</b>	<b>4933</b>
1 Adamson ES	33	26	59	28	35	63	33	31	64	46	24	70	20	36	56	22	25	47	30	31	61	179	182	361			0	420
2 Asuncion Consunji ES	27	18	45	20	22	42	16	11	27	18	21	39	18	21	39	15	20	35	17	15	32	104	110	214			0	259
3 Calaguiman ES	32	19	51	25	24	49	32	18	50	30	32	62	28	28	56	22	39	61	29	30	59	166	171	337			0	388
4 F.C. del Rosario ES	51	39	90	36	48	84	38	32	70	54	39	93	38	28	66	31	38	69	18	30	48	215	215	430			0	520
5 Gugo ES	51	39	90	36	48	84	38	32	70	54	39	93	38	28	66	31	38	69	18	30	48	215	215	430			0	520
6 Lalawigan ES	21	25	46	28	24	52	34	25	59	22	27	49	21	33	54	25	21	46	15	16	31	145	146	291			0	337
7 Palili IS	24	26	50	26	13	39	16	21	37	27	16	43	9	18	27	6	16	22	12	15	27	96	99	195			0	245
8 Samal North ES	85	76	161	82	90	172	82	75	157	76	95	171	81	94	175	82	93	175	90	96	186	493	543	1036			0	1197
9 Samal South ES	46	43	89	65	31	96	55	40	95	57	39	96	42	27	69	30	36	66	44	26	70	293	199	492			0	581
10 Sapa ES	36	29	65	35	31	66	34	24	58	47	42	89	23	34	57	32	27	59	36	36	72	207	194	401			0	466

Source: *DepEd - Bataan*

*SEP2021/pub elem & primary enrolment*

**Table 4.30**  
**PUBLIC ELEMENTARY SCHOOLS AND NUMBER OF TEACHERS**  
**BY MUNICIPALITY/CITY**  
*SY 2021-2022*

NAME OF SCHOOL	NUMBER OF TEACHERS
<b>ABUCAY</b>	<b>178</b>
1 Abucay North ES	21
2 Bangkal ES	7
3 Bangkal Resettlement ES	7
4 Capitangan ES	18
5 Hacienda ES	7
6 Jose Abejar ES	7
7 Kabukiran	7
8 Mabatang ES	23
9 P. Rubiano ES	7
10 Salian ES	9
11 T. Pinpin Memorial ES	57
12 Wawa ES	8
<b>BAGAC</b>	<b>147</b>
1 Bagac ES	50
2 Banawang ES	14
3 Binuangan ES	7
4 Binukawan ES	11
5 Overland ES	9
6 Parang ES	14
7 Paysawan ES	7
8 Pinagsumilan ES	8
9 Quinawan IS	8
10 Saysain ES	19
<b>CITY OF BALANGA</b>	<b>412</b>
1 Bagong Silang ES	20
2 Balanga Elementary School	80
3 Bani ES	11
4 Bo. Central ES	20
5 Cabog-Cabog ES	13
6 Cataning ES	41
7 Cupang ES	54
8 E. Bernabe ES	12
9 G.L. David ES	16

10	M. Delos Reyes Mem. ES	18
11	M. P. Cuaderno Sr. Memorial ES	10
12	Our Lady Of Lourdes ES	15
13	Puerto Rivas ES	9
14	T. Camacho Sr. Elementary School	24
15	Tanato ES	8
16	Tenejero ES	32
17	Tortugas Elementary School	12
18	Tuyo Elementary School	17
<b>DINALUPIHAN</b>		<b>528</b>
1	Bayan-Bayanan ES	9
2	Daang Bago ES	14
3	Dalao ES	9
4	Dinalupihan ES	58
5	Layac ES	7
6	New San Jose ES	22
7	Old San Jose ES	10
8	Pagalanggang ES	19
9	Pentor PS	10
10	Pita ES	17
11	San Simon ES	12
12	Sapang Balas ES	10
13	Sta. Isabel ES	12
14	Sto Niño ES	9
15	Tucop IS	13
16	Bangal ES	19
17	Colo ES	19
18	Happy Valley ES	8
19	J.C. Payumo Jr. ES	23
20	Kataasan ES	8
21	Luakan ES	18
22	Magsaysay ES	14
23	Maligaya ES	8
24	Naparing ES	16
25	Pag-asa ES	8
26	Payangan IS	8
27	Pinulot ES	20
28	Roosevelt ES	23
29	Saguing ES	20

30	San Benito ES	17
31	San Pablo ES	25
32	San Ramon ES	36
33	Tubo-Tubo IS	7
<b>HERMOSA</b>		<b>321</b>
1	Almacen ES	16
2	Bacong ES	16
3	Balsik ES	22
4	Bamban ES	11
5	Casupanan ES	37
6	Culis ES	25
7	Hermosa ES	41
8	Hermosa ES - Annex	7
9	Mabiga ES	11
10	Maite PS	8
11	Mambog ES	21
12	Mambog ES - Annex	4
13	Pandatung ES	16
14	Parapal PS	6
15	Pastolan ES	8
16	Pastolan ES - Annex	6
17	Pulo PS	7
18	Saba ES	8
19	Sumalo ES	11
20	Tipo ES	40
<b>LIMAY</b>		<b>298</b>
1	Alangan ES	20
2	Arsenal ES	12
3	Bliss ES	11
4	Carbon ES	11
5	Duale ES	18
6	Gabaldon ES	13
7	Kinaragan ES	8
8	Kitang ES	9
9	Lamao ES	54
10	Limay ES	54
11	Luz ES	26
12	Peas ES	8
13	St. Francis ES (Bacong)	22
14	St. Francis ES II	32

<b>MARIVELES</b>		<b>515</b>
1	A.G. Llamas ES	110
2	Alas-asin ES	48
3	Balon ES	41
4	Baseco ES	16
5	Batangas 2 ES	9
6	Bayview Village PS	18
7	BEPZ ES	21
8	Biaan Aeta School	5
9	Cabcaben ES	65
10	Ipag ES	32
11	Lucanin ES	20
12	Marina Bay ES	8
13	Mt. View PS	22
14	New Alion ES	14
15	Renato Cayetano Mem. ES	15
16	Sisiman ES	34
17	Sto. Niño Biaan ES	16
18	Townsite ES	21
<b>MORONG</b>		<b>166</b>
1	Binaritan ES	18
2	F. Angeles Mem. ES (Sabang)	17
3	Kanawan IS	9
4	Mabayo ES	20
5	Minanga ES	9
6	Morong ES	47
7	Nagbalayong ES	22
8	Panibatuhan PS	14
9	Sampaloc IS	10
<b>ORANI</b>		<b>301</b>
1	Alikabok ES	15
2	Doña ES	15
3	Kabalutan ES	7
4	Kaparangan ES	21
5	Legua IS	7
6	Orani North ES	82
7	Orani South ES	30
8	Pag-asa ES	13

9 Pantalan Bago ES	9
10 Pantalan Luma ES	22
11 Paraiso ES	22
12 Pulo IS	10
13 Sibul ES	7
14 Tala ES	7
15 Talimundoc ES	8
16 Tapulao ES	26
<b>ORION</b>	<b>247</b>
1 Bantan ES	8
2 Bilolo ES	23
3 Calungusan ES	8
4 Camachile ES	7
5 Capunitan ES	27
6 Daang Pare ES	20
7 Eva Aeta ES	5
8 General Lim ES	18
9 Arellano ES	59
10 Pablo R. Roman ES	15
11 Puting Buhangin ES	14
12 Sabatan ES	19
13 Sta. Elena ES	8
14 Sto. Domingo ES	16
<b>PILAR</b>	<b>192</b>
1 Alauli ES	25
2 Bagumbayan ES	14
3 Balut ES	10
4 Diwa ES	9
5 J.S. Herrera Sr. Mem. ES	8
6 Liyang ES	16
7 Nagwaling ES	16
8 Panilao ES	24
9 Pantingan ES	8
10 Pilar ES	28
11 Sta. Rosa ES	18
12 Wakas ES	16
<b>SAMAL</b>	<b>153</b>
1 Adamson ES	15
2 Asuncion Consunji ES	8
3 Calaguiman ES	15



4 F.C. del Rosario IS	8
5 Gugo ES	16
6 Lalawigan ES	11
7 Palili IS	8
8 Samal North ES	39
9 Samal South ES	17
10 Sapa ES	16
<b>BATAAN</b>	<b>3458</b>

**DepEd-Bataan**

SEP2021/pub elem num of teachers

**Table 4.31**  
**PRIVATE ELEMENTARY SCHOOLS AND NUMBER OF TEACHERS**  
*SY 2021-2022*

	NAME OF SCHOOL	MUNICIPALITY	NUMBER OF TEACHERS
1	Jesus Reigns Christian Learning Center	Abucay	7
2	Kalayaan College Bataan	Abucay	<b>CLOSED</b>
3	Asbury Learning Center for Children	Abucay	<b>CLOSED</b>
4	Hoffman Academy Inc.	Abucay	0
5	Woodfield Academy	Abucay	9
6	One La Salle Educational Foundation, Inc.	Bagac	9
7	St. Agnes Institute of Bagac	Bagac	8
8	Colegio de Santa Catarina de Alexandria, Inc.	Bagac	6
9	W.V. (Wisdom and Virtue) Montessori School	Bagac	0
10	Abbywood Learning School of Bataan, Inc.	City of Balanga	8
11	Asia Pacific College of Advanced Studies	City of Balanga	5
12	Bataan ACES Foundation, Inc.	City of Balanga	7
13	Bataan Angels Garden	City of Balanga	8
14	Bataan Bright Hope Christian Academy Inc.	City of Balanga	0
15	Bataan Montessori School, Inc.	City of Balanga	24
16	Ecumenical Learning Center for Children	City of Balanga	1
17	Jesus is Lord Christian School Foundation, Inc.	City of Balanga	7
18	Maranatha Christian Academy	City of Balanga	7
19	Saint Joseph Child Development Center Inc.	City of Balanga	18
20	St. Joseph City School of Balanga, Inc.	City of Balanga	8
21	St. Joseph's College of Balanga	City of Balanga	7
22	The School for Creative Minds and Arts, Inc.	City of Balanga	7
23	Tomas Del Rosario College	City of Balanga	22
24	Tortugas Learning Center for Children, Inc.	Dinalupihan	0
25	Dinalupihan Adventists Elem. School	Dinalupihan	
26	First Community School of Dinalupihan, Inc.	Dinalupihan	<b>CLOSED</b>

	<b>NAME OF SCHOOL</b>	<b>MUNICIPALITY</b>	<b>NUMBER OF TEACHERS</b>
27	Holy Family Center of Studies	Dinalupihan	7
28	Immaculate Heart of Mary Sch. of Dinalupihan	Dinalupihan	7
29	Mother Margherita de Brincat Catholic School	Dinalupihan	
30	Luacan Child Development Center, Inc.	Dinalupihan	6
31	Marifer School of Divine Light	Dinalupihan	0
32	St. Joseph School of Dinalupihan	Dinalupihan	<b>CLOSED</b>
33	Bethel Ecumenical Kiddie School	Dinalupihan	2
34	University of Nueva Caceres	Dinalupihan	8
35	Crossroad House of Faith Christian School, Inc.	Dinalupihan	0
36	College of the Most Holy Trinity	Hermosa	<b>CLOSED</b>
37	Jesus Save's Learning Foundation	Hermosa	7
38	Sienna College Hermosa, Bataan	Hermosa	<b>CLOSED</b>
39	St. Peter de Verona Academy	Hermosa	7
40	Bethany Methodist Learning Center, Inc.	Hermosa	3
41	Divine Miracle Christian Academy	Hermosa	6
42	Disciples Heritage Learning Center	Hermosa	<b>CLOSED</b>
43	Little Cherubims Kiddie School Inc.	Hermosa	0
44	Crossroad House of Faith Christian School, Inc.	Limay	2
45	Daughters of St. Dominic School	Limay	8
46	Higher Ground Ecumenical Learning Center	Limay	0
47	House of Achievers of Montessori	Limay	0
48	Northridge Montessori Sch.	Limay	4
49	Kids' Garden Learning Center, Limay, Inc.	Limay	<b>CLOSED</b>
50	Limay Community School	Limay	3
51	The Peninsula School	Limay	12
52	Jesus the Messiah Community School	Limay	<b>CLOSED</b>
53	BEPZ Multinational School	Mariveles	7
54	Blessed Regina Protmann Catholic School	Mariveles	8
55	Christian Community School of Mariveles Inc.	Mariveles	<b>CLOSED</b>

NAME OF SCHOOL	MUNICIPALITY	NUMBER OF TEACHERS
56 Mary Divine Grace	Mariveles	<b>CLOSED</b>
57 Mountain View Village School	Mariveles	7
58 SNCCC Learning Center of Mariveles, Inc.	Mariveles	7
59 St. Nicholas Catholic Sch. of Mariveles	Mariveles	6
60 Sta. Mariana De Jesus Academy	Mariveles	8
61 Sunny Hillside School	Mariveles	7
62 The Salvation Army Educational Services	Mariveles	0
63 Ipag Christian Academy	Mariveles	1
64 Llamas Memorial Institute	Mariveles	18
65 Logos Christian Academy	Mariveles	0
66 Alas-asin Christian Kiddie School	Mariveles	0
67 Bataan GN Christian School	Mariveles	20
68 Cabcaban Kiddie School	Mariveles	0
69 Christ Sower's Foundation Learning Center, Inc.	Mariveles	4
70 Mariveles Ecumenical Learning Center	Mariveles	<b>CLOSED</b>
71 St. Vincent Kindergarten	Mariveles	0
72 Joyous Kiddie Learning Center, Inc.	Morong	0
73 Mil John Christian Academy	Morong	<b>CLOSED</b>
74 Our Lady of the Pillar Parochial School Inc.	Morong	8
75 Academy of Queen Mary School Inc.	Orani	7
76 BLC Integrated School	Orani	18
77 Holy Rosary Parochial Institute	Orani	9
78 Orani United Methodist Ecumenical School	Orani	10
79 Sola Fide Montessori School	Orani	<b>CLOSED</b>
80 Talimundoc Adventist E/S	Orani	6
81 Orani Brilliance of God Christian School	Orani	<b>CLOSED</b>
82 Sto. Rosario Kindergarten School	Orani	<b>CLOSED</b>
83 Gethsemane Ecumenical School	Orion	<b>CLOSED</b>
84 Orion Kiddie School	Orion	<b>CLOSED</b>

NAME OF SCHOOL	MUNICIPALITY	NUMBER OF TEACHERS
85 School of the Madelaine	Orion	<b>CLOSED</b>
86 St. Francis Catholic Sch. of Bataan, Inc.	Orion	0
87 St. Michael Kindergarten and E/S	Orion	0
88 St. Michael the Archangel Academy	Orion	7
89 Bataan Christian School	Pilar	0
90 Jobinas Learning Center	Pilar	1
91 Northridge Montessori Sch.	Pilar	4
92 The Shinning Pillar School	Pilar	<b>CLOSED</b>
93 New Christian Church School	Samal	2
94 Samal Ecumenical Learning Center	Samal	7
95 St. Catherine of Siena Academy	Samal	7
96 Trinity United Methodist Sch. of Bataan	Samal	7
97 Wesley Devt. Center for Children	Samal	<b>CLOSED</b>
<b>TOTAL</b>	<b>BATAAN</b>	<b>436</b>

Source: **DepEd-Bataan**

SEP2021/ private elem num of teachers

**Table 4.32**  
**SUMMARY OF PUBLIC ELEMENTARY AND SECONDARY CLASSROOMS**  
 SY 2021- 2022  
 Province of Bataan

Municipality/ City	ELEMENTARY	SECONDARY	
	No. of Classrooms	Name of School/Location	No. of Classrooms
1 Abucay	201	Bonifacio Camacho National High School	96
		Bangkal National High School	0
		Mabatang National High School	8
2 Bagac	109	Bagac NHS-Parang	0
		E. C. Bernabe MHS	48
		Saysain NHS	21
3 Balanga City	239	Bataan National High School	197
		Balanga City National Science High School	10
		City of Balanga High School	80
4 Dinalupihan	517	Jose C. Payumo Jr. MHS	0
		Luakan NHS	64
		Luakan NHS - Annex	24
		Magsaysay NHS	34
		Pagalanggang NHS	42
		Roosevelt NHS	9
		Sta. Lucia HS	18
Tucop IS	0		
5 Hermosa	307	Balsik NHS	55
		Hermosa NHS	68
		Hermosa NHS-Annex	24
		Sumalo IS	0
6 Limay	303	Lamao NHS	118
		Limay NHS	20
		St. Francis NHS	55
7 Mariveles	473	Baseco NHS	0
		Biaan Integrated School	0
		Mariveles NHS, Cabcaban MAIN	55
		Mariveles NHS, Cab.- Bat. 2	0
		Mariveles NHS, Cab.- Annex	45
		Mariveles NHS - Malaya	18
		Mariveles Nat. HS, Pob.	77
		Mariveles NHS-Annex (Sisiman)	7
Ipag NHS	0		
8 Morong	174	Kanawan IS	4
		Morong NHS	67
		Morong NHS - Mabayo	17
		Nagbalayong NHS	35
		Sampaloc IS	0
9 Orani	256	Orani NHS	
		Orani NHS - Pagasa	52
		Orani NHS - Parang-Parang	16
		Legua IS	82
10 Orion	257	Bataan School of Fisheries	83
		Justice E.A.Gancayco MHS	63
11 Pilar	173	Dr. Victoria B. Roman MHS	18
		P. Roman NHS	91
12 Samal	133	Samal National High School	51
		Samal National High School (Annex)	15
<b>BATAAN</b>	<b>3142</b>		<b>1787</b>

Source : **DepEd-Bataan**

SEP2021/num of elem & sec classrooms

**Table 4.33**  
**PUBLIC PRE-ELEMENTARY/ELEMENTARY SCHOOLS & NUMBER**  
**OF CLASSROOM BY MUNICIPALITY/CITY**  
**SY 2021-2022**

Name of Public Elementary Schools	No. of Public Elementary Classrooms
<b>ABUCAY</b>	<b>201</b>
Abucay North ES	21
Bangkal ES	15
Bangkal Resettlement ES	7
Capitangan ES	16
Hacienda ES	5
Jose Abejar MES	6
Kabukiran ES	28
Mabatang ES	21
P. Rubiano ES	4
Salian ES	19
T. Pinpin Memorial ES	52
Wawa ES	7
<b>BAGAC</b>	<b>109</b>
Bagac ES	6
Banawang ES	34
Binuangan ES	12
Binukawan ES	11
Overland ES	7
Parang ES	7
Paysawan ES	7
Pinagsumilan ES	7
Quinawan IS	0
Saysain ES	18
<b>CITY OF BALANGA</b>	<b>329</b>
Bagong Silang ES	14
Balanga Elementary School	61
Bani ES	9
Bo. Central ES	15
Cabog-Cabog ES	11
Cataning ES	38
Cupang ES	35
E. Bernabe ES	9
G.L. David ES	14
M. Delos Reyes Mem. ES	17
M. P. Cuaderno Sr. Memorial ES	8
Our Lady Of Lourdes ES	13

<b>Name of Public Elementary Schools</b>	<b>No. of Public Elementary Classrooms</b>
Puerto Rivas ES	7
T. Camacho Sr. Elementary School	20
Tanato ES	7
Tenejero ES	27
Tortugas Elementary School	10
Tuyo Elementary School	14
<b>DINALUPIHAN</b>	<b>517</b>
Bayan-Bayanan ES	12
Daang Bago ES	13
Dalao ES	9
Dinalupihan ES	59
Layac ES	15
New San Jose ES	21
Old San Jose ES	9
Pagalanggang ES	19
Pentor ES	9
Pita ES	19
San Simon ES	11
Sapang Balas ES	6
Sta. Isabel ES	11
Sto Niño ES	9
Tucop IS	34
Bangal ES	17
Colo ES	18
Happy Valley ES	8
J.C. Payumo Jr. ES	20
Kataasan ES	7
Luakan ES	18
Magsaysay ES	14
Maligaya ES	7
Naparing ES	13
Pag-asa ES	7
Payangan IS	0
Pinulot ES	19
Roosevelt ES	22
Saguing ES	18
San Benito ES	17
San Pablo ES	22
San Ramon ES	34
Tube-Tube IS	0



<b>Name of Public Elementary Schools</b>	<b>No. of Public Elementary Classrooms</b>
<b>HERMOSA</b>	<b>307</b>
Almacen ES	14
Bacong ES	14
Balsik ES	21
Bamban ES	11
Casupanan ES	33
Culis ES	22
Hermosa ES	47
Mabiga ES	10
Maite ES	7
Mambog ES	22
Pandatung ES	14
Parapal ES	6
Pastolan ES	10
Pulo IS	15
Saba ES	7
Sumalo IS	20
Tipo ES	34
<b>LIMAY</b>	<b>303</b>
Alangan ES	19
Arsenal ES	12
Bliss ES	17
Carbon ES	9
Duale ES	16
Gabaldon ES	9
Kinaragan ES	13
Kitang ES	8
Lamao ES	57
Limay ES	55
Luz ES	24
Peas ES	8
St. Francis ES (Bacong)	56
<b>MARIVELES</b>	<b>473</b>
A.G. Llamas ES	97
Alas-asin ES	38
Balon ES	34
Baseco ES	14
Batangas 2 ES	8
Bayview Village ES	18
BEPZ ES	21
Biaan Aeta IS	10

<b>Name of Public Elementary Schools</b>	<b>No. of Public Elementary Classrooms</b>
Cabcaben ES	56
Ipag ES	26
Lucanin ES	42
Marina Bay ES	7
Mt. View ES	17
Alion ES	17
Old Alion ES	<b>CLOSED</b>
Renato Cayetano Mem. ES	13
Sisiman ES	25
Sto. Niño Biaan ES	12
Townsite ES	18
<b>MORONG</b>	<b>174</b>
Binaritan ES	13
F. Angeles Mem. ES (Sabang)	14
Kanawan IS	14
Mabayo ES	19
Minanga ES	9
Morong ES	47
Nagbalayong ES	22
Panibatuhan ES	20
Sampaloc IS	16
<b>ORANI</b>	<b>256</b>
Alikabok ES	12
Doña ES	10
Kabalutan ES	4
Kaparangan ES	20
Legua IS	14
Orani North ES	69
Orani South ES	31
Pag-asa ES	8
Pantalan Bago ES	7
Pantalan Luma ES	21
Paraiso ES	19
Pulo IS	16
Sibul ES	1
Tala ES	7
Talimundoc ES	8
Tapulao ES	9

<b>Name of Public Elementary Schools</b>	<b>No. of Public Elementary Classrooms</b>
<b>ORION</b>	<b>257</b>
Bantan ES	11
Bilolo ES	32
Calungusan ES	7
Camachile ES	7
Capunitan ES	34
Daan Pare ES	19
Eva Aeta School	4
General Lim ES	17
Arellano ES	58
Pablo R. Roman ES	14
Puting Buhangin ES	16
Sabatan ES	13
Sta. Elena ES	7
Sto. Domingo ES	18
<b>PILAR</b>	<b>173</b>
Alauli ES	20
Bagumbayan ES	14
Balut ES	9
Diwa Bo. ES	7
J.S. Herrera Sr. Mem. ES	8
Liyang ES	12
Nagwaling ES	15
Panilao ES	20
Pantingan ES	11
Pilar ES	25
Sta. Rosa ES	15
Wakas ES	17
<b>SAMAL</b>	<b>133</b>
Adamson ES	23
Asuncion Consunji ES	12
Calaguiman ES	7
F.C. del Rosario IS	0
Gugo ES	17
Lalawigan ES	14
Palili ES	0
Samal North ES	13
Samal South ES	32
Sapa ES	15
<b>TOTAL</b>	<b>3,232</b>

Source: *DepEd-Bataan*

SEP2021/pub elem-pre elem classrooms

**Table 4.34**  
**PRIVATE ELEMENTARY SCHOOLS & NUMBER**  
**OF CLASSROOMS BY MUNICIPALITY/CITY**  
**SY 2021-2022**

Name of Private Elementary Schools	No. of Classrooms
<b>ABUCAY</b>	<b>14</b>
Jesus Reigns Christian Learning Center, Abucay	7
Kalayaan College Bataan, Abucay	<b>CLOSED</b>
Asbury Learning Center for Children	<b>CLOSED</b>
Hoffman Academy Inc.	0
Woodfield Academy	7
<b>BAGAC</b>	<b>20</b>
One La Salle Educational Foundation, Inc.	7
St. Agnes Institute of Bagac	7
W.V. (Wisdom and Virtue) Montessori School	6
<b>CITY OF BALANGA</b>	<b>119</b>
Abbywood Learning School of Bataan, Inc.	7
Asia Pacific College of Advanced Studies	4
Bataan ACES Foundation	0
Bataan Angels Garden	9
Bataan Bright Hope Christian Academy	0
Bataan Montessori School, Inc.	24
Ecumenical Learning Center for Children	1
Jesus is Lord Christian School Foundation, Inc.	8
Maranatha Christian Academy	7
St. Joseph Child Development Center Inc.	14
St. Joseph City School of Balanga, Inc.	10
St. Joseph's College of Balanga	7
The School for Creative Minds and Arts, Inc.	7
Tomas Del Rosario College	21

<b>Name of Private Elementary Schools</b>	<b>No. of Classrooms</b>
Tortugas Learning Center for Children, Inc.	0
<b>DINALUPIHAN</b>	<b>33</b>
College of Subic Montessori	6
Dinalupihan Adventists Elem. School	7
First Community School of Dinalupihan, Inc.	<b>CLOSED</b>
Holy Family Center of Studies, Dinalupihan	0
Immaculate Heart of Mary Sch. of Dinalupihan	8
Mother Margherita de Brincat Catholic School	0
Luacan Child Development Center, Inc.	8
Marifer School of Divine Light	<b>CLOSED</b>
St. Joseph School of Dinalupihan	<b>CLOSED</b>
Bethel Ecumenical Kiddie School	2
Crossroad House of Faith Christian School, Inc.	2
<b>HERMOSA</b>	<b>14</b>
College of the Most Holy Trinity, Hermosa	<b>CLOSED</b>
Jesus Save's Learning Foundation, Hermosa	4
Sienna College Hermosa, Bataan	<b>CLOSED</b>
St. Peter de Verona Academy	10
Bethany Methodist Learning Center, Inc.	0
Disciples Heritage Learning Center	<b>CLOSED</b>
Little Cherubims Kiddie School Inc.	<b>CLOSED</b>
<b>LIMAY</b>	<b>7</b>
Daughters of St. Dominic School	0
Kids' Garden Learning Center, Limay, Inc.	<b>CLOSED</b>
Limay Community School	0
The Peninsula School	7
Jesus the Messiah Community School	<b>CLOSED</b>
<b>MARIVELES</b>	<b>60</b>
BEPZ Multinational School	6
Blessed Regina Protmann Catholic School	7

<b>Name of Private Elementary Schools</b>	<b>No. of Classrooms</b>
Christian Community School of Mariveles Inc.	0
Mary Divine Grace	<b>CLOSED</b>
Mountain View Village School	7
SNCCC Learning Center of Mariveles, Inc.	9
St. Nicholas Catholic Sch. of Mariveles	9
Sta. Mariana De Jesus Academy	7
Sunny Hillside School	6
Alas-asin Christian Kiddie School	3
Cabcaben Kiddie School	3
Mariveles Ecumenical Learning Center	<b>CLOSED</b>
Llamas Memorial Institute	3
<b>MORONG</b>	<b>7</b>
St. Vincent Kindergarten	<b>CLOSED</b>
Joyous Kiddie Learning Center, Inc.	0
Mil John Christian Academy	<b>CLOSED</b>
Our Lady of the Pillar Parochial School Inc.	7
<b>ORANI</b>	<b>35</b>
Academy of Queen Mary School Inc.	8
BLC Integrated School	6
Holy Rosary Parochial Institute	4
Orani United Methodist Ecumenical School	10
Sola Fide Montessori School Inc.	<b>CLOSED</b>
Talimundoc Adventist Elem. School	7
Orani Brilliance of God Christian School	<b>CLOSED</b>
Sto. Rosario Kindergarten School	<b>CLOSED</b>
<b>ORION</b>	<b>6</b>
Gethsemane Ecumenical School	0
Orion Kiddie School Inc.	<b>CLOSED</b>
School of the Madelaine	<b>CLOSED</b>
St. Francis Catholic Sch. of Bataan	0

<b>Name of Private Elementary Schools</b>	<b>No. of Classrooms</b>
St. Michael Kinder and Elem. School	6
St. Michael the Archangel Academy	0
<b>PILAR</b>	<b>9</b>
Bataan Christian School	0
Northridge Montessori School of Bataan, Inc.	9
The Shining Pillar School	<b>CLOSED</b>
<b>SAMAL</b>	<b>22</b>
Samal Ecumenical Learning Center	7
St. Catherine of Siena Academy	7
Trinity United Methodist School of Bataan	6
Christ Sowers Foundation Learning Center, Inc.	<b>CLOSED</b>
New Christian Church School	2
Wesley Dev. Center for Children, Samal	<b>CLOSED</b>
<b>TOTAL</b>	<b>346</b>

Source: **DepEd-Bataan**

SEP2021/private elem num of  
classroom

**Table 4.35**  
**PERFORMANCE INDICATOR**  
**Public and Private Elementary Schools**  
**SY 2020-2021, SY 2021-2022**

INDICATORS	2020-2021	2021-2022	INC./DEC.
Gross Enrolment Rate	109.28%	111.68%	-2.40%
NET Enrolment Rate	105.20%	107.05%	-1.85%
Cohort Survival Rate	94.06%		94.06%
Completion Rate	93.65%		93.65%
Promotion Rate	97.33%		97.33%
Graduation Rate	98.86%		98.86%
Repetition Rate	1.49%		1.49%
Retention Rate	98.64%	100.25%	-1.61%
Transition Rate	98.35%		98.35%
School Leaver	1.18%		1.18%
Year Input	7.32%		7.32%

SOURCE: *DepEd-BATAAN*

*SEP2021/pub & pri elem indicator*



**Table 4.36a**  
**List of Public Elementary Schools Directory by Municipality/City**  
**SY 2020-2021**

Name of School	Head of School	Designation	Landline/Contact Number	E-mail Address	School Address
<b>ABUCAY</b>	<b>Ruel D. Lingad</b>	OIC - PSDS	204-4009	ruel_lingad@yahoo.com	Gabon, Abucay, Bataan
1 Abucay North ES	Ana Liza V. Dominguez	SP-I	9088922230	ana.dominguez@deped.gov.ph	Laon, Abucay, Bataan
2 Bangkal ES	Erwin T. Terible	Head Teacher-II	9190047257	erwin.terrible001@deped.gov.ph	Bangkal, Abucay, Bataan
3 Bangkal Resettlement ES	Jake B. Bautista	SP-I	9613838333	jake.bautista001@deped.gov.ph	
4 Capitangan ES	Anabelle C. Bagtas	Principal-II	9405336388	anabelle.bagtas@deped.gov.ph	Capitangan, Abucay, Bataan
5 Hacienda ES	Anabelle C. Bagtas	Head Teacher-III	N/A	N/A	Gabon, Abucay, Bataan
6 Jose Abejar ES (Omboy PS)	Vilma D. Bermillo	Head Teacher-III	9509285458	vilma.bermillo@deped.gov.ph	Omboy, Abucay, Bataan
7 Kabukiran ES	Hamilton Q. Cruz	OIC-SP	N/A	N/A	Kabukiran, Abucay, Bataan
8 Mabatang ES	Rosalie F. Sarmiento	Principal-I	9194727197	rosalie.sarmiento002@deped.gov.ph	Mabatang, Abucay, Bataan
9 P. Rubiano ES	Rose Anne C. Perez	Head Teacher-III	9175723127	rose.perez@deped.gov.ph	Calaylayan, Abucay, Bataan
10 Salian ES	Gemmaruth G. Castro	Head Teacher-III	9496432467	gemmaruth.castro@deped.gov.ph	Salian, Abucay, Bataan
11 Tomas Pinpin Mem. ES	Pauline B. Roxas	Principal-III	9291704101	pauline.roxas@deped.gov.ph	Gabon, Abucay, Bataan
12 Wawa ES	Charito D. Corpus	Principal-I	9184818784	charito.corpus@deped.gov.ph	Wawa, Abucay, Bataan
<b>BAGAC</b>	<b>Modesta B. Abrantes</b>	PSDS		modybrazaabrantess@yahoo.com	Jose Rizal St. Bagac, Bataan
1 Bagac ES	Jessica A. Torres	Principal-II	9108252443	jessica.torres001@deped.gov.ph	Bagac, Bataan
2 Banawang ES	Dante O. Pagsolingan	Head Teacher-III	9219291500	dante.pagsolingan@deped.gov.ph	Banawang, Bagac, Bataan
3 Binuangan ES	Mary Ann S. Valdez	Head Teacher-III	9684614039	mary.valdez003@deped.gov.ph	
4 Binukawan ES	Lani C. Pagsolingan	Principal-II	9997334579	lani.pagsolingan@deped.gov.ph	Binukawan, Bagac, Bataan
5 Overland ES	Nancy C. Carreon	OIC - Principal (MT-I)	9196063218	nancy.carreon001@deped.gov.ph	Overland, Bagac, Bataan
6 Parang ES	Grace F. Daracay	Head Teacher-III	9283289676	grace.daracay@deped.gov.ph	Parang, Bagac, Bataan
7 Paysawan ES	Rowin R. Sanchez	Head Teacher-I	9501002625	rowin.sanchez001@deped.gov.ph	
8 Pinagsumilan ES	Imelda C. Estrada	Head Teacher-III	9985603685	imelda.estrada@deped.gov.ph	Pinagsumilan, Bagac, Bataan
9 Quinawan ES	Norman T. Mosquida	Head Teacher-III	9205686577	norman.mosquida@deped.gov.ph	Quinawan, Bagac, Bataan
10 Saysain ES	Joel B. Vargas	Principal-I	9189650887	joel.vargas@deped.gov.ph	Saysain, Bagac, Bataan

Name of School	Head of School	Designation	Landline/Contact Number	E-mail Address	School Address
<b>CITY OF BALANGA</b>	<b>Mr. Ronnie S. Mallari</b>	OIC-PSDS			Talisay, Balanga City
1 Bagong Silang Elementary School	MARIA JOVITA BASILIO SINGZON	School Principal II	9157409791	bagongsilanges.balangacity@deped.gov.ph	Manahan St. Bagong Silang, Balanga City
2 Balanga Elementary School	RUFINA ELUDO RAMOS	School Principal IV	9989746743	balangaes.balangacity@deped.gov.ph	J.P. Rizal, Talisay, Balanga City
3 Bani Elementary School	ELEONOR GONZALES SIOSON	School Principal I	9175470173	banies.balangacity@deped.gov.ph	Sitio Bani, Cataning, Balanga City
4 Bo. Central Elementary School	ANA MARIA INGARAN GARCIA	School Principal 1	9959014087	bocentrales.balangacity@deped.gov.ph	Marcos St. Brgy. Central, Balanga City
5 Cabog-Cabog Elementary School	MELINDA JARO NISAY	Head Teacher	9385581075	cabogcaboges.balangacity@deped.gov.ph	Cabog-Cabog, Balanga City
6 Cataning Elementary School	LISA GUILA AUSTRIA	Principal III	9506309282	cataninges.balangacity@deped.gov.ph	Quirino St., San Jose, Balanga City
7 Cupang Elementary School	AGNES OMAGTANG MAGDALERA	School Principal IV	9506309282	cupanges.balangacity@deped.gov.ph	M. H. Del Pilar St., Cupang Proper, Balanga City
8 E. Bernabe Elementary School	ALBERTO CERVANTES DELA CRUZ	MTII/OIC-Principal	9083066969	ebernabees.balangacity@deped.gov.ph	Dangcol, Balanga City
9 G.L. David Mem. Elementary School	MARK JASON TOLORES PEREZ	HT III/ School Head	9065747140	gldavidmes.balangacity@deped.gov.ph	Pag-ibig Upper Tuyo, Balanga City
10 M. delos Reyes Mem. Elem. School	RAMIL RAELA CUBALES	Principal II	9088209500	mdelosreyesmes.balangacity@deped.gov.ph	Pto. Rivas (Itaas), Balanga City
11 M.P. Cuaderno Sr. Mem. Elem. School	JENNIFER NISAY VICEDO	School Principal I	9152941535	mpcuadernomes.balangacity@deped.gov.ph	Sibacan Rd., Sibacan, Balanga City
12 Our Lady of Lourdes Elem. School	NORMA BLANCO RICO	Principal II	9209814248	ourladyoflourdeses.balangacity@deped.gov.ph	Munting Batangas, Balanga City
13 Pto. Rivas Elementary School	MYRA DELA PEÑA DIZON	Master Teacher II	9665723128	puertorivases.balangacity@deped.gov.ph	Pto. Rivas (Draga), Balanga City
14 T. Camacho Sr. Elementary School	ALEJANDRO ITALIA ICBAN	School Principal III	9989895686	tcamachoes.balangacity@deped.gov.ph	T. Camacho Sr., Balanga City
15 Tanato Elementary School	IAN LUEGIM MENDOZA DE LEON	Asst. Principal II	9190037224	tanatoes.balangacity@deped.gov.ph	Tanato, Balanga City
16 Tenejero Elementary School	MA. ELENA VALDECANAS MEDINA	Principal IV	9985332971	tenejeroes.balangacity@deped.gov.ph	Manahan St., Tenejero, Balanga City
17 Tortugas Elementary School	ANNALIZA DILIG TUAZON	School Principal I	9288568699	tortugas.es.balangacity@deped.gov.ph	Sevilla St. Tortugas, Balanga City
18 Tuyo Elementary School	BRENDA BANZON GADDI	Principal II	9988660685	tuyoes.balangacity@deped.gov.ph	National Rd. Tuyo, Balanga City

Name of School	Head of School	Designation	Landline/Contact Number	E-mail Address	School Address
<b>DINALUPIHAN EAST</b>	<b>Dr. Rodger R. de Padua</b>	PSDS	633-5633	roger_depdua@yahoo.com	
1 Bayan-Bayanan ES	Maria Jesus A. Daria	Head Teacher-III	9082932812	maria.daria@deped.gov.ph	Dinalupihan, Bataan
2 Daang Bago ES	Efren G. Espiritu	Principal-I	9476474175	efren.espiritu001@deped.gov.ph	Daang Bago, Dinalupihan, Bat.
3 Dalao ES	Agnes C.Lapid	Principal-I	9286880910	agnes.lapid@deped.gov.ph	Dalao, Dinalupihan, Bataan
4 Dinalupihan ES	Jane D.Robles	Principal-IV	9292977773	jane.robles@deped.gov.ph	Padre Dandan, Din., Bataan
5 Layac ES	Helen C. Mendoza	Head Teacher-III	9770321760	helen.mendoza011@deped.gov.ph	Layac, Din., Bataan
6 New San Jose ES	Renato M. Dimalanta	Principal-II	9289893834	renato.dimalanta@deped.gov.ph	New San Jose, Din., Bataan
7 Old San Jose ES	Marites V. Mercado	Principal-III	9183774672	marites.mercado004@deped.gov.ph	Old San Jose, Din., Bataan
8 Pagalanggang ES	Neila D. Toledo	Principal-I	9997866531	neila.toledo001@deped.gov.ph	Pagalanggang, Din., Bataan
9 Pentor ES	Philip Ferdinand Q. Cruz	Head Teacher-III	9394853961	Philip Ferdinand.cruz@deped.gov.ph	Dinalupihan, Bataan
10 Pita ES	Celia L. Sangalang	Principal II	9491401797	celia.sangalang@deped.gov.ph	Dinalupihan, Bataan
11 San Simon ES	Evelyn G. Regala	Principal-III	9129187947	evelyn.regala002@deped.gov.ph	San Simon, Din., Bataan
12 Sapang Balas ES	Raffy R. Abilong	Head Teacher-III	9289508011	raffy.abilong@deped.gov.ph	Dinalupihan, Bataan
13 Sta. Isabel ES	Jocelyn P. Reyes	Principal-I	9393642074	jocelyn.reyes029@deped.gov.ph	Sta. Isabel, Din., Bataan
14 Sto. Niño ES	Rolan S. Penaflor	Head Teacher-III	9617780567	rolan.penaflor@deped.gov.ph	Sto. Niño., Dinalupihan, Bataan
15 Tucop ES	Miralou T. Garcia	Principal-II	9209697968	miralou.garcia@deped.gov.ph	Tucop, Din., Bataan
<b>DINALUPIHAN WEST</b>	<b>Dr. Rodger R. de Padua</b>	PSDS	633-5633	roger_depdua@yahoo.com	
1 Bangal ES	Gualberto G. Soniega	Principal-I	9257092860	gualberto.soniega001@deped.gov.ph	Bangal Dinalupihan, Bataan
2 Colo ES	Ariel P. Cañaverl	Principal-I	9394802599	ariel.canaverl001@deped.gov.ph	Colo Dinalupihan, Bataan
3 Happy Valley ES	Joseph Aquino Robles	Head Teacher-I	9285546733	joseph.robles@deped.gov.ph	Happy Valley, Din., Bataan
4 Jose C. Payumo Jr. ES	Marites G. Pamintuan	Principal-I	9393810343	marites.pamintuan001@deped.gov.ph	J.C. Payumo Din., Bataan
5 Kataasan ES	Elisa S. Ramos	SP-I	9238922120	elisa.ramos003@deped.gov.ph	Kataasan, Din., Bataan
6 Luakan ES	Mary Ann M. De Mesa	Principal-III	9219630745	mary.demesa@deped.gov.ph	Luakan, Din., Bataan
7 Magsaysay ES	Marcela C. Sulit	Principal-I	9473841344	marcela.sulit@deped.gov.ph	Magsaysay, Din., Bataan
8 Maligaya ES	Loida D. Fausto	Head Teacher-III	9287711873	loidadfausto@yahoo.com	Brgy. Maligaya, Din., Bataan
9 Naparing ES	Nancy S. Escobido	Principal-I	9483853366	nancy.escobido@deped.gov.ph	Naparing, Dinalupihan, Bataan
10 Pag-asa ES	Maricel A. Bansil	SP-I	9062243757	maricel.bansil001@deped.gov.ph	Brgy. Pag-asa, Din., Bataan
11 Payangan ES	Danah Mae D. De Padua	Principal-I	9260978980	danah.debelen@deped.gov.ph	Payangan, Din., Bataan
12 Pinulot ES	Edna D. Espinosa	Principal-II	9284288971	edna.espinosa002@deped.gov.ph	Pinulot, Din., Bataan
13 Roosevelt ES	Jocelyn C. Pasag	Principal-III	9997131168	jocelyn.pasag@deped.gov.ph	Roosevelt, Dinalupihan, Bataan
14 Saguing ES	Perlie S. Baclig	Principal-II	9619630248	perlie.baclig@deped.gov.ph	Saguing, Din., Bataan
15 San Benito ES	Marivic Lorna A. Garcia	Principal-I	9478589879	marivic.garcia004@deped.gov.ph	San Benito, Din., Bataan
16 San Pablo ES	Juvy T. Nacu	Principal-I	9988529072	juvy.nacu001@deped.gov.ph	San Pablo, Din., Bataan
17 San Ramon ES	Ma. Fe Teresa T. Peñaflor	Principal-II	9393664638	mafeteresa.penaflor@deped.gov.ph	San Ramon, Din., Bataan
18 Tubo-Tubo ES	Ronaldo A. Punla	Head Teacher-III	9092192001	ronaldo.punla002@deped.gov.ph	Tubo -Tubo, Din., Bataan

Name of School	Head of School	Designation	Landline/Contact Number	E-mail Address	School Address
<b>HERMOSA</b>	<b>Mr. Ronie S. Mendoza</b>	PSDS	633-0788		
1 Almacen ES	Melanie S. Bugay	Principal-I	9988828467	melanie.bugay001@deped.gov.ph	Almacen, Hermosa, Bataan
2 Bacong ES	Emily A. Gaza	Principal-II	9982674867	emily.gaza@deped.gov.ph	Bacong, Hermosa, Bataan
3 Balsik ES	Erlinda S. Custorio	Principal-II	9108996902	erlinda.custorio@deped.gov.ph	Balsik, Hermosa, Bataan
4 Bamban ES	Joselito S.Gaza	Principal-I	9682670300	joselito.gaza@deped.gov.ph	Bamban, Hermosa, Bataan
5 Casupanan ES	Liezelle V. Torio	Principal-II	9395809819	liezelle.torio@deped.gov.ph	Palihan, Hermosa, Bataan
6 Culis ES	Emely B. Agustin	Principal-I	9175011161	emely.agustin@deped.gov.ph	Culis, Hermosa, Bataan
7 Hermosa ES	Alvin D. David	Principal-II	9071289988	alvin.david001@deped.gov.ph	Hermosa, Bataan
8 Hermosa ES - Annex	Maria Ailene L. Libao	OIC - Principal	9194577713	maailene.liba@deped.gov.ph	Hermosa, Bataan
9 Mabiga ES	Jennifer J. Comia	Principal-I	9774485542	jennifer.comia@deped.gov.ph	Mabiga, Hermosa, Bataan
10 Maite ES	Marietta L. Tubig	Principal-I	9988660716	marietta.tubig@deped.gov.ph	Maite, Hermosa, Bataan
11 Mambog ES	Liezette V. Tolentino	Principal-I	9771631671	liezette.tolentino@deped.gov.ph	Mambog, Hemesa, Bataan
12 Mambog ES - Annex					Hemos, Bataan
13 Pandatung ES	Julieta D. Bernaldo	Principal-I			Pandatung, Hermosa, Bataan
14 Parapal ES	Mildred B. Famorcan	Principal-I	9499039548	mildred.famorcan@deped.gov.ph	Pastolan, Hermosa, Bataan
15 Pastolan ES	John Paul C. Solon	Head Teacher-III	9106410288	johnpaul.solon@deped.gov.ph	Pastolan, Hermosa, Bataan
16 Pastolan ES - Annex					Hermosa, Bataan
17 Pulo PS	Lor P. Ronquillo	Head Teacher-I	9493737760	lor.ronquillo@deped.gov.ph	Pulo, Hermosa, Bataan
18 Saba ES	Olivia L. Basi	Principal-I	9082738314	olivia.basi001@deped.gov.ph	Saba, Hermosa, Bataan
19 Sumalo ES	Jasmin A. Felipe	Head Teacher-III	9392987871	jasmin.felipe@deped.gov.ph	Sumalo, Hermosa, Bataan
20 Tipo ES	Rosario S. Canlas	Principal-II	9292695707	rosario.canlas001@deped.gov.ph	Purok I, Tipo, Hermosa, Bataan
<b>LIMAY</b>	<b>Ms. Elma P. Dizon</b>	PSDS	none		
1 Alangan ES	Alberto B. Lorenzo	Head Teacher-III	9985721635	alberto.lorenzo001@deped.gov.ph	Alangan, Limay, Bataan
2 Arsenal ES	Jose C. Guanzon	Head Teacher-III	9190006861	jose.guanzon@deped.gov.ph	Arsenal Lamao, Limay, Bataan
3 BLISS ES	Imelda Corpuz	OIC- Principal	09052871043/ 09684614369	imelda.corpuz001@deped.gov.ph	St. Francis I, Limay, Bataan
4 Carbon ES	Myrna B. Torres	Head Teacher-III	9399271875	myrna.torres@deped.giv.ph	Carbon, Lamao, Limay, Bataan
5 Duale ES	Charito Lyn H. Lumibao	Head Teacher-III	9985791993	charitolyn.lumibao@deped.gov.ph	Duale, Limay, Bataan
6 Gabaldon ES	Mirasol M. Tabarangao	Principal-II	9399170149	mirasol.tabarangao@deped.gov.ph	Reformista, Limay, Bataan
7 Kinaragan ES	Ivan Gail R. Yarra	Head Teacher-III	9504352402	ivangail.yarra@deped.gov.ph	Kinaragan, Duale, Limay
8 Kitang ES	Arlene M. Vallejos	Principal-II	9190006862	arlene.vallejos@deped.gov.ph	Kitang, Limay, Bataan
9 Lamao ES	Basilisa S. Icasiano	Principal-IV	9177143169	basilisa.icasiano@deped.gov.ph	Pag-asa St. Lamao, Limay, Bat.
10 Limay ES	Joan C. Padua	Principal-II	9985791992	joan.padua001@deped.gov.ph	Poblacion, Limay, Bataan
11 Luz ES	Ma. Bernadette E. Mendiola	Principal-II	9478915217	mabernadette.mendiola001@deped.gov.ph	Brgy. Luz , Limay, Bataan
12 Peas ES	Kristine C. Tencia	Head Teacher-III	9953418428	kristine.cerezo@deped.gov.ph	Sitio Peas, Duale, Limay, Bataan

Name of School	Head of School	Designation	Landline/Contact Number	E-mail Address	School Address
13 St. Francis II ES (Bacong)	Dexter V. Fernandez	Head Teacher-III	N/A	dexter.fernandez001@deped.gov.ph	St. Francis II, Limay, Bataan
<b>MARIVELES</b>	<b>Mr. Francisco B. Bautista</b>	PSDS	633-4409	fbbautista@yahoo.com	Zamora St. Pob. Mar. Bataan
1 A.G. Llamas ES	Marjorie M. Palomo	Principal-IV	9453492107	marjorie.palomo002@deped.gov.ph	Zamora St. Pob. Mar. Bataan
2 Alasasin ES	Noel T. Lagman	Principal-II	9995801321	noel.lagman001@deped.gov.ph	Alasasin, Mariveles, Bataan
3 Alion ES	Leonila S. Alcid	Principal-II	9985619455	leonila.alcid001@deped.gov.ph	Old Alion Mariveles, Bataan
4 Balon ES	Crisalda C. Palad	Principal-II	9493442232	crisalda.palad@deped.gov.ph	Balon, Mariveles, Bataan
5 Baseco ES	Leann C. Luna	Principal-I	9216725602	leann.luna001@deped.gov.ph	Baseco Mariveles, Bataan
6 Batangas 2 ES	Marites C. Pasudag	Head Teacher-III	9190938671	marites.pasudag@deped.gov.ph	Batangas II, Mariveles, Bataan
7 Bayview Village PS	Cirilo C. Caborales Jr.	Principal-I	9282428982	cirilo.caborales@deped.gov.ph	Bayvies, Mariveles, Bataan
8 BEPZ ES	Geraldine C. Dimaculangan	Principal-II	9109030266	geraldine.dimaculangan@deped.gov.ph	Brgy. Malaya, Mariveles, Bataan
9 Biaan Aeta School	Mariquita A. Banal	TIC	9985638297	N/A	Biaan, Mariveles, Bataan
10 Cabcaban ES	Aileen R. Nuñez	Principal-I	9667687239	aileen.nunez@deped.gov.ph	Cabcaban, Mariveles, Bataan
11 Ipag ES	Maria May S. Forio	Principal-I	9985475440	mariamay.forio@deped.gov.ph	Ipag, Mariveles, Bataan
12 Lucanin ES	Gemma F. Dalugdug	Principal-I	9215420437	gemma.dalugdug@deped.gov.ph	Lucanin, Mariveles, Bataan
13 Marina Bay ES	Michael O. Fernandez	OIC - Principal (MT-I)	9190946971	michael.fernandez@deped.gov.ph	Alasasin, Mariveles, Bataan
14 Mt. View PS	Elda E. Afable	Principal-II	9399038075	elda.afable001@deped.gov.ph	Mt. View, Mariveles, Bataan
15 Renato Cayetano Mem. ES	Joey Silva	OIC - Principal	N/A	N/A	Brgy. Maligaya, Mariveles, Bataan
16 Sisiman ES	Juliet B. Batallones	Principal-I	9085504146	juliet.batallones003@deped.gov.ph	Sisiman, Mar. Bataan
17 Sto. Niño Biaan ES	Pheobe Hazzlee I. Valeroso	ASP-II	9212621908	pheobe.valeroso@deped.gov.ph	Lower Biaan, Mar. Bataan
18 Townsite ES	Susana R. Cruz	Principal-I	9399109270	susana.cruz003@deped.gov.ph	Highway 54, Townsite, Mar. Bat.
<b>MORONG</b>	<b>Jonathan B. De Guzman</b>	PSDS		jonathandeguzman54@gmail.com	<b>Nagbalayong, Morong, Bataan</b>
1 Binaritan ES	Blessie S. Velasco	Principal-I	9154029652	blessie.velasco@deped.gov.ph	Binaritan, Morong, Bataan
2 Facundo Angeles MES	Ma.Linda V. Manzano	Principal-I	9478915236	malinda.manzano001@deped.gov.ph	Sabang, Morong, Bataan
3 Kanawan IS	Manly Ellano	Principal-I	9685040357	manly.ellano001@deped.gov.ph	Sabang, Morong, Bataan
4 Mabayo ES	Leovigildo E. Domingo Jr.	Principal-I	9391052562	leovigildo.domingo@deped.gov.ph	Zamora St., Morong, Bataan
5 Minanga ES	Jose D. Labandilo Jr.	Principal-I	9189577710	jose.labandilo@deped.gov.ph	Sitio Minanga, Mabayo, Morong
6 Morong ES	Ma. Cecilia L. Paguio	Principal-I	9489736428	macecilia.paguio@deped.gov.ph	Nagbalayong, Morong, Bataan
7 Nagbalayong ES	Gemalyn T. Barquin	Principal-III	9989842690	gemalyn.barquin@deped.gov.ph	Mabayo, Morong, Bataan
8 Panibatuhan ES	Nida T. Manalo	Principal-II	9099598022	nida.manalo@deped.gov.ph	Poblacion, Morong, Bataan
9 Sampaloc IS	Emelita G. Paguio	ASP II	9217473804	emelita.paguio@deped.gov.ph	Nagbalayong, Morong, Bataan

Name of School	Head of School	Designation	Landline/Contact Number	E-mail Address	School Address
<b>ORANI</b>	<b>Arlene S. Carlos</b>	PSDS		arlenecarlos08@yahoo.com	
1 Alikabok ES	Marisa B. Regala	Head Teacher-II	9097928774	marisa.regala@deped.gov.ph	Alikabok, Bayan
2 Doña ES	Alfredo E. De Leon	Principal-IV	9684632206	alfredo.deleon003@deped.gov.ph	Doña, Orani, Bataan
3 Kabalutan ES	Gemma B. Canare	Head Teacher-III	9239197414	gemma.canare@deped.gov.ph	Kabalutan, Orani, Bataan
4 Kaparangan ES	Carolyn R. Reyes	Principal-I	9219701696	carolyn.reyes@deped.gov.ph	Kaparangan, Orani, Bataan
5 Legua ES	Joel S. Santos	Head Teacher-I	9154031237	joel.santos@deped.gov.ph	Legua, Orani, Bataan
6 Orani North ES	Emily D.R. Mendoza	Principal-III	9670182610	emily.mendoza002@deped.ph	Balut, Orani, Bataan
7 Orani South ES	Christian N. Carizal	Principal-I	9092001140	christian.carizal@deped.gov.ph	Parang, Parang, Orani, Bataan
8 Pag-asa ES	Rodrigo S. Panlaque Jr.	SP-I	9778441014	rodrigo.panlaque@deped.gov.ph	Pag - asa, Orani, Bataan
9 Pantalan Bago ES	Rodolfo M. Reyes Jr.	SP-I	9773880897	rodolfo.reyes001@deped.gov.ph	Pantalan Bago, Orani, Bataan
10 Pantalan Luma ES	Aurelia L. Garcia	SP-I	9392829529	aurelia.garcia002@deped.gov.ph	Pantalan Luma, Orani, Bataan
11 Paraiso ES	Jeffrey V. David	Principal-I	9453587370	jeffrey.david001@deped.gov.ph	Paraiso, Orani, Bataan
12 Pulo ES	Ma. Concepcion M. Reyes	ASP-II	9778369103	maconcepcion.reyes@deped.gov.ph	Pulo Kabalutan, Orani, Bataan
13 Sibul ES	Marcelo O. Ventura	Head Teacher-III	9125001023	marcelo.ventura@deped.gov	Sibul, Orani, Bataan
14 Tala ES	Mario R. Victoria	Head Teacher-III	9189354118	mario.victoria@deped.gov.ph	Tala, Orani, Bataan
15 Talimundoc ES	Hilda D. Sayson	Head Teacher-I	9093978623	hilda.sayson001@deped.gov.ph	Talimundoc, Orani, Bataan
16 Tapulao ES	Vilma S. Gonzales	Principal-I	9198228679	vilma.gonzales@deped.gov.ph	Camagong St. Tapulao, Orani, Bat.
<b>ORION</b>	<b>Minerva P. Rillo</b>	PSDS	300-9261	minervarillo@yahoo.com	San Vicente, Orion, Bataan
1 Bantan ES	Myrna Z. Lonzon	Head Teacher-III	9258144850	jiji.devilla@deped.gov.ph	Bantan, Orion, Bataan
2 Bilolo ES	Jhenie Reyes Agustin	OIC- Principal (ASHSP)	9085505218	myrna.lonzon@deped.gov.ph	Bilolo, Orion, Bataan
3 Calungusan ES	Rheniel B. Gatdula	Head Teacher-I	9209752067	jhenie.agustin@deped.gov.ph	Calungusan, Orion, Bataan
4 Camachile ES	Resie R. Baluyot	Principal-I	9176290060	christine.gabriel@deped.gov.ph	Camachile, Orion, Bataan
5 Capunitan ES	Criselda P. Cruz	Principal-I	9985392573	resie.baluyot@deped.gov.ph	Kapunitan, Orion, Bataan
6 Daang Pare ES	Leilani P. Leañó	Principal-I	9108538988	criselda.cruz002@deped.gov.ph	Daan Pare, Orion, Bataan
7 Eva Aeta School	Antonio P. Venegas	Head Teacher	N/A	leilani.leano@deped.gov.ph	Bayan - Bayanan, Orion, Bataan
8 General Lim ES	Janice A. Mercado	Principal-I	9398318108	ivangail.yarra@deped.gov.ph	Gen. Lim, Orion, Bataan
9 Orion ES	Irene B. Angeles	Principal-II	9985598706	janice.mercado@deped.gov.ph	San Vicente, Orion, Bataan
10 Pablo R. Roman ES	Jocelyn M. Reyes	Principal-I	9989570834	jocelyn.reyes006@deped.gov.ph	Wawa, Pag-asa, Orion, Bataan
11 Puting Buhangin ES	Miguela B. Cayabyab	ASP-II	9190027609	amelia.retuta@deped.gov.ph	Puting Buhangin, Orion, Bataan
12 Sabatan ES	Maria Corazon M. Alarcon	Principal-I	9087866654	mariacorazon.alarcon@deped.gov.ph	Sabatan, Orion, Bataan
13 Sta. Elena ES	Agnes M. Fajardo	OIC - Principal (MT-II)	9230835069	agnes.fajardo@deped.gov.ph	Sta. Elena, Orion, Bataan
14 Sto. Domingo ES	Christine Chelo Gabriel	ASP-II	9176317229	irene.angeles002@deped.gov.ph	Sto. Domingo, Orion, Bataan

Name of School	Head of School	Designation	Landline/Contact Number	E-mail Address	School Address
<b>PILAR</b>	<b>Teresita R. Ordiales</b>	PSDS			
1 Alauli ES	Perlita S. Pareno	Principal-I	9257286511	perlita.pareno@deped.gov.ph	Alauli Pilar, Bataan
2 Bagumbayan ES	Imelda N. Martin	Head Teacher-III	9655200619	imelda.martin@deped.gov.ph	Bagumbayan , Pilar , Bataan
3 Balut ES	Rozell B. Lagas	Head Teacher	9204921324	N/A	Balut I, Pilar, Bataan
4 Diwa ES	Janny Manla	Principal-I	9218145897	jannylmanla@gmail.com	Diwa, Pilar, Bataan
5 J.S. Herrera Sr. MES	Melissa N. Mizon	ASP-II	9176358116	melissa.mizon@deped.gov.ph	Wawa, Pilar, Bataan
6 Liyang ES	Shiela D. Carlos	Principal-I	9398978877	shiela.carlos@deped.gov.ph	Liyang, Pilar, Bataan
7 Nagwaling ES	Angelito M. Licup	Head Teacher-III	9206551045	angelito.licup@deped.gov.ph	Nagwaling, Pilar, Batan
8 Panilao ES	Norma S. Guinto	Principal-I	9985698376	norma.guinto006.deped.gov.ph	Panilao, Pilar, Bataan
9 Pantingan ES	Amelia F. Retuta	Principal-I	9438064584	amelia.retuta@deped.gov.ph	Pantingan, Pilar, Bataan
10 Pilar ES	Joseph Ralph S. Dizon	Principal-I	9295185909	joseph.dizon002@deped.gov.ph	Poblacion , Pilar, Bataan
11 Sta. Rosa ES	Janette B. Afable	Principal-I	9190029044	janette.afable001@deped.gov.ph	Sta. Rosa, Pilar, Bataan
12 Wakas ES	Leonard Malang	Head Teacher-III	9998812497	N/A	Wakas, Pilar, Bataan
<b>SAMAL</b>	<b>Dr. Jeolfa G. Reyes</b>	PSDS	633-4038	jeolfa777@yahoo.com	
1 Adamson ES	Leovigildo V. Guinto	SP-I	9079341320	leovigildo.guinto@deped.gov.ph	Adamson, Gugo, Samal, Bataan
2 Asuncion Consunji ES (formerly Imelda ES)	Jesus D. Franco	Head Teacher-III	9204110623	jesus.franco@deped.gov.ph	Imelda, Samal, Bataan
3 Calaguiman ES	Maria Chona M. Villegas	Principal-I	9208626356	mariachona.villegas@deped.gov.ph	Calaguiman, Samal, Bataan
4 F.C. Del Rosario ES	Vicent R. Navarro	ASP-II	9285888915	vicent.navarro@deped.gov.ph	Imelda, Samal, Bataan
5 Gugo ES	Mayrah A. Esconde	Principal-I	9082212694	mayrah.esconde@deped.gov.ph	Gugo, Samal, Bataan
6 Lalawigan ES	Virginia S. Macabuhay	Head Teacher-III	9988816084	virginia.macabuhay@deped.gov.ph	Lalawigan, Samal, Bataan
7 Palili ES	Geraldine C. Flores	SP-I	9106907662	geraldine.canlas@deped.gov.ph	Palili, Samal, Bataan
8 Samal North ES	Merlina R. Tinao	Principal-II	9989756210	merlina.tinao002@deped.gov.ph	San Juan, Samal, Bataan
9 Samal South ES	Alice M. De Guzman	Principal-II	9957464185	alice.deguzman@deped.gov.ph	Sta. Lucia, Samal, Bataan
10 Sapa ES	Soledad V. Llarina	ASP-II	9957464185	soledad.llarina@deped.gov.ph	Sapa, Calaguiman, Samal, Bat.

Source: DepEd-Bataan

SEP2021/directory pub elem\_sec

**Table 4.36b**  
**List of Private Elementary Schools Directory by Municipality/City**  
**SY 2021-2022**

	<b>Name of School</b>	<b>Name of School Administrator</b>	<b>Landline/Contact Number</b>	<b>School E-mail Address</b>	<b>School Address</b>
	<b>ABUCAY</b>				
1	Asbury Learning Center for Children	Rev. Modesto Jr. M. Balingit	9279298180	N/A	Omboy, Abucay, Bataan
2	Hoffman Academy Inc.	Nerissa L. Esconde	9338625281	N/A	Magtanong St., Calaylayan, Abucay, Bataan
3	Jesus Reigns Christian Learning Center	Lowa Q. Mercado	9178806946/09982686457	N/A	Bonifacio Village, Calaylayan, Abucay, Bataan
4	Kalayaan College Bataan	Elem.- Mhertyl Joy Maigne	N/A	N/A	N/A
5	Colegio de San Juan de Letran			N/A	Dominican Avenue, Abucay, Bataan
	<b>BAGAC</b>				
1	One La Salle Educational Foundation, Inc. (Jaime Hilario Integrated School (La Salle)	Razel Jane V. Abarquez	9288504781	N/A	Banawang, Bagac, Bataan
2	St. Agnes Institute of Bagac	Fe Saroca Manalo	9498169015 (047)-237-3249	N/A	#36 JP Rizal Street., Brgy., Tabing-Ilog, Bagac, Bataan
3	WV Wisdom & Virtue Montessori School	Owen Gloria	9303362478	N/A	Parang, Bagac, Bataan
	<b>CITY OF BALANGA</b>				
1	Abbywood Learning School of Bataan, Inc.	Francisa L. Ochoa	9283555011	abbylearning@yahoo.com	#760 Maluya Road, Central, Balanga City, Bataan
2	Asia Pacific College of Advanced Studies	Lovely D. Sotto	9338137090	apcasi@apcas.ph.education / connect@apcas.ph.education	A.H. Banzon, Ibayo, Balanga City, Bataan
3	Bataan ACES Foundation Inc.	Roberto C. Quiñones	9052739091	Bataan_aces98@yahoo.com	J.P. Rizal, Talisay, Balanga City, Bataan
4	Bataan Angels Garden	Shermyn C. Samson	95606421628	bagiangeles@gmail.com	Maluang, Cupang Proper, Balanga City, Bataan
5	Bataan Bright Hope Christian Academy Inc.				CLOSED
6	Bataan Montessori School Inc.	Rodolfo J. Caberoy	9175640093	bmsiofficial@gmail.com	Maluya Cor. A. Banzon St., Central, Balanga City
7	Ecumenical Learning Center for Children	Federico S. Cruz	9478822993	elccbalanga@gmail.com	Capitol Drive, San Jose, Balanga City, Bataan
8	Jesus Is Lord Christian School	Mary Ann T. Abejar	9164341879	mtabejar_1205@yahoo.com	Bagong Silang, Bliss, Balanga City, Bataan



Name of School	Name of School Administrator	Landline/Contact Number	School E-mail Address	School Address
9 Maranatha Christian Academy	Katherine Mae T. Halaman	9098170499	mcabalnga@gmail.com	H. Banzon, Bagumbayan, Balanga City, Bataan
10 St. Joseph Child Development Center	Rosanna Wenona B. Dizon	9182001258	st.josephcdc@yahoo.com / stjosephcdc4@gmail.com	687 Macopa, Doña Francisca, Balanga City
11 Balanga	Sherry Sigrid B. Sioson	381897825	sjcs_balangaschool@yahoo.com	Bataan
12 St. Joseph's College of Balanga	Sr. Agnes V. Labitoria, SFIC	9227102510	sjcbalanga@yahoo.com	Upper Tuyo, Balanga City, Bataan
13 and Arts	Katrina P. Manina	9973659393	scmaschool@yahoo.com	Lote Puerto Rivas, Balanga City
14 Children, Inc.				CLOSED
15 Tomas del Rosario College	Rebecca B. Appelido	9666598274	tomasdelrosariocollege@yahoo.com	Bataan
<b>DINALUPIHAN</b>				
1 Bethel Ecumenical Kiddie School	Nelda S. Salenga	9275251398	N/A	N/A
2 College of Subic Montessori Inc. Dinalupihan	Joseph Ortiz Barcarse	9996629078	N/A	N/A
3 Dinalupihan Adventist Elementary School	Larnie Resultay	09270013003/09338137064	N/A	N/A
4 First Community School of Dinalupihan, Inc. (Dinalupihan Community Kindergarten)	N/A	N/A	N/A	N/A
5 Holy Family Center of Studies	Kristine V. Perez	9196716088	N/A	N/A
6 Immaculate Heart of Mary Sch. of Dinalupihan	Nenita M. Reyes	9176452151	N/A	N/A
7 Luacan Child Development Center	Carolyn C. Cabilangan	9298205412	N/A	N/A
8 Marifer School of Divine Light	N/A	N/A	N/A	N/A
9 Mother Margherita De Brincat Catholic School	Lawrence Michael L. Medina	09232662767/09565948236	N/A	N/A
10 St. Jerome Emiliani School of Dinalupihan	N/A	N/A	N/A	N/A
11 St. John Academy	Gemma R. Yao	9213165752	N/A	N/A
12 St. Joseph School of Din., Inc.	N/A	N/A	N/A	N/A
<b>HERMOSA</b>				
1 Bethany Methodist Learning Center	Rev. Luis G. Cruz	9474966080	N/A	N/A
2 College of the Most Holy Trinity	<b>CLOSED</b>	N/A	N/A	N/A
3 Disciples Heritage Learning Center	N/A	N/A	N/A	N/A
4 Jesus Saves Integrated Foundation	Emelita E. Perez	09473303603/09060814954	(047)-633-1522	N/A

	Name of School	Name of School Administrator	Landline/Contact Number	School E-mail Address	School Address
5	Little Cherubims Kiddie School Inc. (Hermosa Ecu. Learning Center)	N/A	N/A	N/A	N/A
6	Sienna College of Hermosa Bataan	N/A	N/A	N/A	N/A
7	St. Peter of Verona Academy	Joselito B. Mariano	9338254230	N/A	N/A
<b>LIMAY</b>					
1	Crossroad House of Faith Christian School	Riza P. Soriano	9175523739	N/A	N/A
2	Daughters of St. Dominic School	Maria Lourdes Tayag	9612999047	N/A	N/A
3	Jesus the Messiah Foundation Learning Center	<b>CLOSED</b>	N/A	N/A	N/A
4	Kids' Garden Learning Center Limay Inc.	<b>CLOSED</b>	N/A	N/A	N/A
6	Limay Community School	<b>CLOSED</b>	N/A	N/A	N/A
7	The Peninsula School	Roselyn L. Imperial	9323521664 (047)-633-1871	N/A	N/A
<b>MARIVELES</b>					
1	Alasasin Christian Kiddie School	Editha C. Gloria	9479558583/09260367336	N/A	N/A
2	BEPZ Multinational School	Nora G. Vero	(047)-935-5770	N/A	N/A
3	Blessed Regina Protman Catholic School	Alvin David Busa	9463930619 (047)-612-0599	N/A	N/A
4	Cabcaben Kiddie School	Rev. Raul C. Cruz	9397290232	N/A	N/A
5	Christ's Sowers Foundation Learning Center, Inc.	Ozette Cyrille R. Ruda	9079553943	N/A	N/A
6	Christian Community School of Mariveles Inc.	Diana P. Yumul	9124509318	N/A	N/A
7	Llamas Memorial Institute	N/A	N/A	N/A	N/A
8	Mariveles Ecumenical Learning Center	<b>CLOSED</b>	N/A	N/A	N/A
9	Mary Divine Grace School	<b>CLOSED</b>	N/A	N/A	N/A
10	Mountain View Village School	Wilmina G. Brillantes	9176229301	(047)-3021-017	N/A
11	SNCC Learning Center of Mariveles Inc.	Jesusa M. Datu/Patricia G. Palacol	09498860442/09152206364	P. Burgos St., Poblacion, Mariveles, Bataan	N/A
12	St. Nicholas Catholic School of Mariveles	Rowel Abalos	N/A	(047)-935-6182	N/A
13	St. Vincent Kindergarten	N/A	N/A	N/A	N/A

	Name of School	Name of School Administrator	Landline/Contact Number	School E-mail Address	School Address
14	Sta. Mariana De Jesus Academy	Sr. Maria Guadalupe Palacios	9077763448	N/A	N/A
15	Sunny Hillside School	Carlos Romarico B. Latauan	9778504053	N/A	N/A
<b>MORONG</b>					
1	Joyous Kiddie Learning Center Inc.	Estelito M. Bugay	09183675908/09457465055	N/A	N/A
2	MilJohn Christian Academy	<b>CLOSED</b>	N/A	N/A	N/A
3	Our Lady of the Pillar Parochial School, Inc.	Veneriza N. Trillo	09666597841/09667234826	N/A	N/A
4	St. James Catholic School of Morong	N/A	N/A	N/A	N/A
<b>ORANI</b>					
1	Academy of Queen Mary School, Inc.	N/A	N/A	N/A	N/A
2	BLC Integrated School	Edgar C. Valencia	9565932963	(047)-237-1844	N/A
3	Holy Rosary Parochial Institute	Maria Cristina S. Manuel	N/A	(047)-237-0357/(047)-431-1225	N/A
4	Jose Rizal Institute - Orani	Alice Valencia	9175075051	(047)-638-1210	N/A
5	Orani Brillance of God Christian School	<b>CLOSED</b>		N/A	N/A
6	Orani United Methodist Ecumenical School	Natividad C. Cruz	9267345184	N/A	N/A
7	Sola Fide Montessori School, Inc.	Estrella Dela Rosa	09305634272/09565946184	N/A	N/A
8	Sto. Rosario Kindergarten School	<b>CLOSED</b>	N/A	N/A	N/A
9	Talimundoc Adventist ES	Lorelie D. Yabut	9128889697	N/A	N/A
<b>ORION</b>					
1	Gethsemane Ecumenical School	Rev. Genesis Antonio	9776309703	N/A	N/A
2	Jose Rizal Institute - Orion	Corie Guzon	9175762123	N/A	N/A
3	Orion Kiddie School, Inc.	<b>CLOSED</b>	N/A	N/A	N/A
4	School of the Madelaine, Inc.	<b>CLOSED</b>	N/A	N/A	N/A
5	St. Francis Catholic School of Bataan Inc.	Laila E. Ocana	9195639972	(047)-633-0039	N/A
6	St. Michael Kindergarten and ES, Inc.	Jacqueline S. Baluyot	9501098248		N/A
7	St. Michael the Archangel Academy	Cecille Natividad Arambulo	9202179032	(047)-244-4512	N/A

Name of School		Name of School Administrator	Landline/Contact Number	School E-mail Address	School Address
<b>PILAR</b>					
1	Northridge Montessori School	Dianne L. Casimiro/Cindy L. Madriaga	09176207791/09777365017	(047)-613-2178	N/A
2	The Shinning Pillar School (Bataan), Inc.	<b>CLOSED</b>	N/A	N/A	N/A
3	Bataan Christian School, Inc	Nenita Apolinario	N/A	(047)-237-7030/(047)-237-4488	N/A
<b>SAMAL</b>					
1	New Christian Church School	Veronica D. Cayabyab	9175022325	N/A	N/A
2	Samal Ecumenical Learning Center	Aldrin S. Dela Cruz	9065541702	N/A	N/A
3	St. Catherine of Siena Academy	Lourdes A. Manzano	9224990662	N/A	N/A
4	Trinity United Methodist School of Bataan	Noeme L. Pablo	9478868138	(047)-633-1734	N/A
5	Wesley Development Center for Children Samal Bataan Inc.	<b>CLOSED</b>	N/A	N/A	N/A

Source: DepEd-Bataan

SEP2021/directory pri elem\_sec

**Table 4.37**  
**SUMMARY OF PUBLIC AND PRIVATE SECONDARY ENROLMENT**  
**AND NUMBER OF TEACHERS BY SCHOOL YEAR**  
**SY 2015 - 2022**  
*Province of Bataan*

School Year	Public Secondary		Private Secondary	
	Enrolment	No. of Teachers	Enrolment	No. of Teachers
2015 - 2016	47,371	1,631	10,395	385
2016 - 2017	48,844	1,894	11,582	448
2017 - 2018	51,682	2,205	13,674	808
2018 - 2019	54,822	2,339	20,598	642
2019 - 2020	69,661	2,444	15,997	669
2020 - 2021	76,355	2,754	14,901	368
2021 - 2022	77,346	2,790	9,311	731

Source: *DepEd, BES, Bataan*

SEP2021/summary of pub & pri sec enrol

**Table 4.38**  
**PUBLIC SECONDARY SCHOOL ENROLMENT BY YEAR LEVEL**  
**SY 2021-2022**  
*Province of Bataan*

SECONDARY SCHOOLS	GRADE 7			GRADE 8			GRADE 9			GRADE 10			GRADE 11			GRADE 12			GRAND TOTAL		
	M	F	T	M	F	T	M	F	T	M	F	T	M	F	T	M	F	T	M	F	T
<b>BATAAN</b>	<b>7,273</b>	<b>6,889</b>	<b>14,162</b>	<b>8,022</b>	<b>7,454</b>	<b>15,476</b>	<b>7,686</b>	<b>7,174</b>	<b>14,860</b>	<b>7,235</b>	<b>6,917</b>	<b>14,152</b>	<b>4,180</b>	<b>5,530</b>	<b>9,710</b>	<b>4,387</b>	<b>4,599</b>	<b>12,819</b>	<b>38,783</b>	<b>38,563</b>	<b>77,346</b>
1st CONGRESSIONAL DISTRICT	1,667	1,564	3,231	1,957	1,663	3,620	1,764	1,624	3,388	1,717	1,563	3,280	1,001	1,304	2,305	1,069	1,089	2,111	9,175	8,807	17,982
1 Bangkal HS	18	8	26	13	12	25	13	9	22	11	9	20	0	0	-	0	0	-	55	38	93
2 B. Camacho NHS	301	290	591	376	337	713	283	296	579	305	287	592	170	232	402	179	184	363	1,614	1,626	3,240
3 Mabatang NHS	32	24	56	34	23	57	31	15	46	29	19	48	18	25	43	30	17	-	174	123	297
4 Balsik NHS	132	134	266	140	133	273	160	117	277	152	129	281	73	138	211	119	112	231	776	763	1,539
5 Hermosa NHS	240	216	456	244	213	457	258	248	506	271	224	495	188	265	453	202	204	406	1,403	1,370	2,773
6 Hermosa NHS-Annex	93	75	168	108	77	185	87	59	146	62	58	120	47	35	82	18	34	52	415	338	753
7 Sumalo IS	27	32	59	58	32	90	32	38	70	30	24	54	0	0	-	0	0	-	147	126	273
8 Legua IS	17	10	27	10	11	21	14	16	30	14	16	30	0	0	-	0	0	-	55	53	108
9 Pulo IS	22	20	42	23	14	37	0	0	-	0	0	-	0	0	-	0	0	-	45	34	79
10 Orani NHS	368	359	727	430	398	828	422	412	834	416	388	804	247	299	546	254	286	540	2,137	2,142	4,279
11 Orani NHS - Pagasa	44	53	97	45	33	78	44	38	82	36	34	70	36	21	57	23	32	55	228	211	439
12 Orani NHS - Parang-Parang	187	157	344	211	173	384	189	172	361	187	178	365	110	150	260	127	108	235	1,011	938	1,949
13 Samal NHS	115	116	231	170	134	304	151	135	286	122	122	244	112	139	251	117	112	229	787	758	1,545
14 Samal NHS - Annex	71	70	141	95	73	168	80	69	149	82	75	157	0	0	-	0	0	-	328	287	615

2ND CONGRESSIONAL DISTRICT	2,624	2,500	5,124	2,749	2,671	5,420	2,642	2,516	5,158	2,521	2,409	4,930	1,351	1,756	3,107	1,315	1,409	2,724	13,202	13,261	26,463
1 Balanga City National Science High School	40	67	<b>107</b>	31	49	<b>80</b>	35	49	<b>84</b>	0	0	-			-			-	106	165	<b>271</b>
2 Bani Integrated School	24	22	<b>46</b>	0	0	-	0	0	-	0	0	-			-			-	24	22	<b>46</b>
3 Bataan National High School	681	742	<b>1,423</b>	734	749	<b>1,483</b>	742	745	<b>1,487</b>	714	760	<b>1,474</b>			-			-	2,871	2,996	<b>5,867</b>
4 Cabog-Cabog Integrated School	22	20	<b>42</b>	0	0	-	0	0	-	0	0	-			-			-	22	20	<b>42</b>
5 City of Balanga National High School	304	257	<b>561</b>	340	337	<b>677</b>	290	293	<b>583</b>	249	270	<b>519</b>	252	300	<b>552</b>	163	182	<b>345</b>	1,598	1,639	<b>3,237</b>
6 G.L. David Memorial Integrated School	26	26	<b>52</b>	0	0	-	0	0	-	0	0	-			-			-	26	26	<b>52</b>
7 Tortugas Integrated School	26	14	<b>40</b>	0	0	-	0	0	-	0	0	-			-			-	26	14	<b>40</b>
8 Tuyo Integrated School	33	28	<b>61</b>	0	0	-	0	0	-	0	0	-			-			-	33	28	<b>61</b>
3 Lamao NHS	202	170	<b>372</b>	190	195	<b>385</b>	145	164	<b>309</b>	164	174	<b>338</b>	181	268	<b>449</b>	197	170	<b>367</b>	1079	1141	<b>2,220</b>
4 Limay NHS	372	312	<b>684</b>	405	401	<b>806</b>	366	388	<b>754</b>	422	326	<b>748</b>	314	435	<b>749</b>	348	341	<b>689</b>	2227	2203	<b>4,430</b>
5 St. Francis NHS	108	130	<b>238</b>	133	133	<b>266</b>	132	106	<b>238</b>	141	122	<b>263</b>	79	64	<b>143</b>	56	85	<b>141</b>	649	640	<b>1,289</b>
6 Bataan School of Fisheries	206	166	<b>372</b>	265	230	<b>495</b>	267	233	<b>500</b>	227	213	<b>440</b>	139	165	<b>304</b>	165	169	<b>334</b>	1269	1176	<b>2,445</b>
7 Justice E.A.Gancayco MHS	214	195	<b>409</b>	232	215	<b>447</b>	236	230	<b>466</b>	257	225	<b>482</b>	147	199	<b>346</b>	157	172	<b>329</b>	1243	1236	<b>2,479</b>
8 Dr. Victoria B. Roman MHS	57	39	<b>96</b>	80	59	<b>139</b>	71	39	<b>110</b>	61	60	<b>121</b>	31	31	<b>62</b>	25	31	<b>56</b>	325	259	<b>584</b>
9 P. Roman NHS	309	312	<b>621</b>	339	303	<b>642</b>	358	269	<b>627</b>	286	259	<b>545</b>	208	294	<b>502</b>	204	259	<b>463</b>	1704	1696	<b>3,400</b>

3RD CONGRESSIONAL DISTRICT	2,982	2,825	5,807	3,316	3,120	6,436	3,280	3,034	6,314	2,997	2,945	5,942	1,828	2,470	4,298	2,003	2,101	7,984	16,406	16,495	32,901
1 Bagac NHS-Parang	64	67	131	66	60	126	93	72	165	69	45	114	54	37	91	61	51	3,992	407	332	739
2 E. C. Bernabe Memo. HS	171	154	325	193	179	372	186	187	373	191	175	366	164	257	421	179	179	358	1,084	1,131	2,215
3 Saysain NHS	51	52	103	74	62	136	51	44	95	50	58	108	29	28	57	22	20	42	277	264	541
4 Jose C. Payumo Jr. MHS	166	165	331	192	195	387	179	171	350	193	174	367	144	182	326	149	116	265	1,023	1,003	2,026
5 Luakan NHS	210	189	399	223	238	461	252	216	468	209	218	427	156	226	382	200	195	395	1,250	1,282	2,532
6 Luakan NHS - Annex	180	159	339	191	190	381	204	162	366	155	159	314	37	29	66	21	29	50	788	728	1,516
7 Magsaysay NHS	176	146	322	174	143	317	200	165	365	162	173	335	119	156	275	78	118	196	909	901	1,810
8 Pagalangang NHS	191	189	380	214	186	400	227	184	411	188	198	386	99	203	302	154	134	288	1,073	1,094	2,167
9 Roosevelt NHS	73	86	159	80	71	151	94	82	176	71	52	123	28	40	68	20	18	38	366	349	715
10 Sta. Lucia HS	68	66	134	65	76	141	92	75	167	94	87	181	42	40	82	38	39	77	399	383	782
11 Tucop IS	39	28	67	42	47	89	28	16	44	27	12	39	0	0	-	0	0	-	136	103	239
12 Kanawan IS	10	8	18	11	16	27	16	17	33	11	16	27	0	0	-	0	0	-	48	57	105
13 Sampaloc IS	20	20	40	22	16	38	14	17	31	24	23	47	0	0	-	0	0	-	80	76	156
14 Morong NHS	204	202	406	277	239	516	253	225	478	230	220	450	162	265	427	193	226	419	1,319	1,377	2,696
15 Morong NHS-Annex (Mabayo)	62	66	128	62	74	136	84	61	145	55	60	115	23	31	54	24	33	57	310	325	635
16 Nagbalayong NHS	65	52	117	70	49	119	61	64	125	63	50	113	39	55	94	42	44	86	340	314	654
17 Biaan Aeta IS	4	9	13	8	9	17	9	8	17	9	7	16	11	2	13	9	5	14	50	40	90
18 Baseco NHS	37	33	70	29	25	54	30	32	62	28	29	57	0	0	-	0	0	-	124	119	243
19 Ipag NHS	95	75	170	68	71	139	68	69	137	83	81	164	0	0	-	0	0	-	314	296	610
20 Mar. NHS Cab.-Batangas II	65	41	106	66	63	129	67	53	120	44	55	99	27	45	72	31	45	76	300	302	602
21 Mar. NHS Cab.-Alasasin	134	131	265	161	119	280	135	138	273	130	137	267	0	0	-	0	0	-	560	525	1,085
22 Mar. NHS Cab.-New Alion	25	25	50	40	28	68	27	27	54	37	30	67	0	0	-	19	13	32	148	123	271
23 Mar. NHS Cabcaban	312	307	619	341	361	702	331	328	659	283	317	600	0	0	-	0	0	-	1,267	1,313	2,580
24 Mariveles NHS Malaya	54	60	114	74	56	130	62	73	135	61	57	118	56	54	110	32	45	77	339	345	684
25 Mar. NHS Pob.-Sisiman	61	44	105	84	86	170	51	57	108	59	47	106	0	0	-	0	0	-	255	234	489
26 Mariveles NHS,Pob.	445	451	896	489	461	950	466	491	957	471	465	936	0	0	-	0	0	-	1,871	1,868	3,739
27 Mar. NHS - Camaya Campus	0	0	-	0	0	-	0	0	-	0	0	-	393	535	928	449	485	934	842	1,020	1,862
28 Mar. SHS - Sitio Mabuhay	0	0	-	0	0	-	0	0	-	0	0	-	245	285	530	282	306	588	527	591	1,118



**Table 4.39**  
**PRIVATE SECONDARY SCHOOL ENROLMENT BY GRADE LEVEL**  
**SY 2020-2021**  
**PROVINCE OF BATAAN**

SCHOOLS	LGU	GRADE 7			GRADE 8			GRADE 9			GRADE 10			GRADE 11			GRADE 12			GRAND TOTAL		
		M	F	T	M	F	T	M	F	T	M	F	T	M	F	T	M	F	T	M	F	T
1 Colegio de San Juan de Letran, Abucay	Abucay	22	29	51	27	26	53	42	35	77	34	42	76	68	83	151	57	62	119	250	277	527
2 KALAYAAN College Bataan, Abucay	Abucay			-			-			-			-			-			-	-	-	-
3 One La Salle Educational Foundation, Inc.	Bagac	25	18	43	28	28	56	30	28	58	29	23	52	14	14	28	10	29	39	136	140	276
4 ACLC College of Balanga	City of Balanga			-			-			-			-	22	13	35	7	16	23	29	29	58
5 Asia Pacific College of Advanced Studies	City of Balanga	14	11	25	12	14	26	18	9	27	13	12	25	37	58	95	43	41	84	137	145	282
6 Bataan Heroes Memorial College	City of Balanga	8	5	13	4	3	7	0	0	-	4	8	12	46	43	89	31	16	47	93	75	168
7 Bataan Maritime Institute	City of Balanga			-			-			-			-	5	1	6	6	0	6	11	1	12
8 Bataan Montessori School, Inc.	City of Balanga	28	13	41	16	18	34	18	12	30	21	15	36	0	0	-	3	2	5	86	60	146
9 Eastwoods Academy of Science and Technology	City of Balanga	1	2	3	2	0	2	0	1	1	5	1	6	35	42	77	27	52	79	70	98	168
10 Jesus is Lord Christian School Foundation, Inc.	City of Balanga	2	0	2	2	2	4	4	1	5	5	1	6			-			-	13	4	17
11 Microcity College of Business and Technology Inc.	City of Balanga			-			-			-			-	8	23	31	15	18	33	23	41	64
12 Philippine Women's University - CDCEC Bataan	City of Balanga			-			-			-			-	10	29	39	4	10	14	14	39	53
13 St. Joseph's College of Balanga	City of Balanga	0	5	5	7	5	12	9	4	13	8	4	12	2	3	5	2	4	6	28	25	53
14 Tomas Del Rosario College	City of Balanga	60	54	114	57	70	127	78	100	178	99	118	217	126	176	302	92	141	233	512	659	1,171
15 College of Subic Montessori (Dinalupihan)	Dinalupihan	13	17	30	10	9	19	14	17	31	19	21	40	29	103	132	43	77	120	128	244	372
16 Eastwoods Academy of Science and Technology	Dinalupihan			-			-			-			-			-			-	-	-	-
17 St. Jerome Emiliani School, Dinalupihan	Dinalupihan	13	7	20	20	8	28	24	15	39	23	21	44	0	0	-	0	0	-	80	51	131
18 St. John Academy, Dinalupihan	Dinalupihan			-			-			-			-			-			-	-	-	-
19 Mother Margherita De Brincat Catholic School	Dinalupihan	36	49	85	47	31	78	46	42	88	38	30	68	104	103	207	142	153	295	413	408	821
20 University of Nueva Caceres, Dinalupihan	Dinalupihan	33	21	54	27	28	55	32	38	70	42	28	70	96	90	186	93	74	167	323	279	602
21 Jesus Saves Integrated School Foundation, Hermosa	Hermosa	10	9	19	18	13	31	11	19	30	25	18	43	6	4	10	5	4	9	75	67	142

SCHOOLS	LGU	GRADE 7			GRADE 8			GRADE 9			GRADE 10			GRADE 11			GRADE 12			GRAND TOTAL		
		M	F	T	M	F	T	M	F	T	M	F	T	M	F	T	M	F	T	M	F	T
22 Sienna College of Hermosa, Hermosa	Hermosa			-	98		98			-			-			-			-	98	-	98
23 St. Peter of Verona Academy, Hermosa	Hermosa	98	93	191	98	101	199	95	112	207	96	89	185	93	79	172	78	79	157	558	553	1,111
24 College of the Most Holy Trinity (CLOSED)	Hermosa			-			-			-			-			-			-	-	-	-
25 The Peninsula School, Limay	Limay	4	3	7	2	3	5	4	4	8	10	14	24	12	8	20	6	2	8	38	34	72
26 West Philippines Institute	Limay			-			-			-			-			-			-	-	-	-
27 Bataan GN Christian School	Mariveles	10	5	15	6	8	14	3	4	7	3	4	7	0	0	-	0	0	-	22	21	43
28 BEPZ Multinational School, Mariveles	Mariveles	2	4	6	1	5	6	2	8	10	4	5	9	5	2	7	15	9	24	29	33	62
29 Blessed Regina Protmann Catholic Sch., Mariveles	Mariveles	27	28	55	32	35	67	35	25	60	23	34	57	16	15	31	12	9	21	145	146	291
30 St. Nicholas Catholic School of Mariveles	Mariveles	22	24	46	30	23	53	39	41	80	33	29	62	29	38	67	36	33	69	189	188	377
31 Sunny Hillside School, Mariveles	Mariveles	7	5	12	9	11	20	9	12	21	13	16	29	39	37	76	29	45	74	106	126	232
32 Mountain View Village Community School, Inc.	Mariveles	13	5	18	12	15	27	11	22	33	12	12	24	0	0	-	0	0	-	48	54	102
33 Llamas Memorial Institute	Mariveles			-			-			-			-			-			-	-	-	-
34 Softnet ITC	Mariveles			-			-			-			-			-			-	-	-	-
35 Our Lady of the Pillar Parochial Institute	Morong	7	10	17	5	7	12	5	3	8	7	4	11	0	0	-	0	0	-	24	24	48
36 St. James Catholic School, Morong	Morong			-			-			-			-			-			-	-	-	-
37 Academy of Queen Mary Inc., Orani	Orani			-			-			-			-			-			-	-	-	-
38 BLC International School, Orani	Orani	19	11	30	23	25	48	10	19	29	21	18	39	0	0	-	0	0	-	73	73	146
39 Holy Rosary Parochial Institute, Orani	Orani	40	27	67	38	40	78	34	36	70	43	37	80	37	44	81	46	49	95	238	233	471
40 Jose Rizal Institute, Orani	Orani			-			-			-			-			-			-	-	-	-
41 Jose Rizal Institute, Orion	Orion			-			-			-			-			-			-	-	-	-
42 School of the Madeleine, Orion (CLOSED)	Orion			-			-			-			-			-			-	-	-	-
43 St. Michael the Archangel Academy, Orion	Orion	0	0	-	0	0	-	0	0	-	0	0	-	0	0	-	0	0	-	-	-	-
44 Bataan Christian College, Inc., Pilar	Pilar	31	34	65	31	47	78	45	44	89	50	44	94	32	29	61	32	41	73	221	239	460
45 St. Catherine of Sienna Academy, Samal	Samal	65	55	120	68	74	142	63	66	129	75	58	133	50	51	101	38	72	110	359	376	735
<b>BATAAN</b>		<b>610</b>	<b>544</b>	<b>1,154</b>	<b>730</b>	<b>649</b>	<b>1,379</b>	<b>681</b>	<b>717</b>	<b>1,398</b>	<b>755</b>	<b>706</b>	<b>1,461</b>	<b>921</b>	<b>1,088</b>	<b>2,009</b>	<b>872</b>	<b>1,038</b>	<b>1,910</b>	<b>4,569</b>	<b>4,742</b>	<b>9,311</b>

Source: DepEd/BES, Balanga City, Bataan

Sep 2020/private secondary enrollment

**Table 4.40**  
**LIST OF PUBLIC SECONDARY SCHOOL NUMBER OF TEACHERS BY MUNICIPALITY/CITY**  
**SY 2021 - 2022**

<b>SECONDARY SCHOOLS</b>	<b>NO. OF TEACHERS</b>
<b>ABUCAY</b>	<b>116</b>
1 B. Camacho Nat. HS	95
2 Bangkal NHS	6
3 Mabatang NHS	15
<b>BAGAC</b>	<b>123</b>
4 Bagac NHS, Parang	16
5 E. C. Bernabe Memo HS	78
6 Saysain NHS	29
<b>CITY OF BALANGA</b>	<b>447</b>
7 Bani IS	1
8 Cabog-Cabog IS	1
9 GL David MIS	2
10 Tortugas IS	1
11 Tuyoy IS	4
12 Balanga City National Science High School	10
13 Bataan National High School (JHS,SHS)	317
14 City of Balanga National High School - JHS	111
<b>DINALUPIHAN</b>	<b>392</b>
15 Jose C. Payumo, Jr. Memo HS	71
16 Luakan National HS	95
17 Luakan National HS-Annex	47
18 Magsaysay NHS	54
19 Pagalanggang HS	70
20 Roosevelt NHS	24
21 Sta. Lucia High School	27
22 Tucop IS	4
<b>HERMOSA</b>	<b>174</b>
23 Balsik National HS	57
24 Hermosa National HS	91
25 Hermosa NHS-Annex	15
26 Sumalo IS	11
<b>LIMAY</b>	<b>300</b>
27 Lamao National HS	81
28 Limay National HS	168
29 St. Francis NHS	51
<b>MARIVELES</b>	<b>471</b>
30 Baseco NHS	86
31 Biaan Integrated School	37
32 Ipag NHS	15
33 Mariveles Nat'l. High Sch., Alasasin	21
34 Mariveles Nat'l. High Sch., Batangas II	18
35 Mariveles Nat'l. High Sch., Cabcaban (Main)	29
36 Mariveles NHS, Camaya Campus	138
37 Mariveles NHS, Malaya	0
38 Mariveles NHS, Poblacion	52
39 Mariveles NHS, Sitio Mabuhay	49
40 Mariveles NHS, Cabcaban Annex (New Alion)	9
41 Mariveles NHS, Sisiman	17
<b>MORONG</b>	<b>148</b>
42 Kanawan It. School	6
43 Morong National HS	89
44 Morong NHS-Annex(Mabayoy)	20
45 Nagbalayong High School	28
46 Sampaloc IS	5

**Table 4.40**  
**LIST OF PUBLIC SECONDARY SCHOOL NUMBER OF TEACHERS BY MUNICIPALITY/CITY**  
**SY 2021 - 2022**

SECONDARY SCHOOLS	NO. OF TEACHERS
<b>ORANI</b>	<b>226</b>
47 Legua IS	6
48 Orani National High School	136
49 Orani National High School, Pag-asa	16
50 Orani National High School, Parang-Parang	67
51 Pulo IS	1
<b>ORION</b>	<b>175</b>
52 Bataan School of Fisheries	90
53 Justice Emilio Gancayco MHS (Orion HS)	85
<b>PILAR</b>	<b>137</b>
54 Dr. Victoria V. Roman HS	24
55 Pablo Roman National HS	113
<b>SAMAL</b>	<b>81</b>
56 Samal National HS	60
57 Samal National HS-Annex	21
<b>TOTAL</b>	<b>2790</b>

Source: *DepEd-Bataan*

*SEP2021/pub secondary no. of teachers by mun*

**Table 4.41**  
**PRIVATE SECONDARY SCHOOL NUMBER OF TEACHERS**  
**SY 2021-2022**  
*Province of Bataan*

NAME OF SECONDARY SCHOOL	School District	TOTAL
Colegio de San Juan de Letran, Abucay	Abucay	59
Kalayaan College Bataan, Abucay	Abucay	0
One La Salle Educational Foundation, Inc.	Bagac	0
Asia Pacific College of Advanced Studies	City of Balanga	49
Bataan Heroes Memorial College	City of Balanga	23
Bataan Montessori School, Inc.	City of Balanga	12
Eastwoods Academy of Science and Technology	City of Balanga	46
Jesus is Lord Christian School Foundation, Inc.	City of Balanga	4
St. Joseph's College of Balanga	City of Balanga	9
Tomas Del Rosario College	City of Balanga	51
ACLIC College of Balanga	City of Balanga	12
Bataan Maritime Institute	City of Balanga	8
Microcity Computer College Foundation, Inc.	City of Balanga	11
Philippine Women's University - CDCEC Bataan	City of Balanga	18
College of Subic Montessori (Dinalupihan)	Dinalupihan	22
Eastwoods Academy of Science and Technology	Dinalupihan	32
St. Jerome Emiliani School, Dinalupihan	Dinalupihan	16
St. John Academy, Dinalupihan	Dinalupihan	30
Mother Margherita De Brincat Catholic School	Dinalupihan	0
University of Nueva Caceres, Dinalupihan	Dinalupihan	25
Jesus Saves Integrated School Foundation, Inc., Hermosa	Hermosa	7
Sienna College of Hermosa, Hermosa	Hermosa	0
St. Peter of Verona Academy, Hermosa	Hermosa	30
College of the Most Holy Trinity	Hermosa	0
The Peninsula School, Limay	Limay	10
West Philippines Institute	Limay	10
Bataan GN Christian School	Mariveles	7
BEPZ Multinational School, Mariveles	Mariveles	6

**Table 4.41**  
**PRIVATE SECONDARY SCHOOL NUMBER OF TEACHERS**  
**SY 2021-2022**  
*Province of Bataan*

NAME OF SECONDARY SCHOOL	School District	TOTAL
Blessed Regina Protmann Catholic Sch., Mariveles	Mariveles	14
St. Nicholas Catholic School of Mariveles	Mariveles	8
Sunny Hillside School, Mariveles	Mariveles	11
Mountain View Village School	Mariveles	7
Llamas Memorial Institute	Mariveles	28
Softnet ITC	Mariveles	12
St. James Catholic School, Morong	Morong	4
Our Lady of the Pillar Parochial School	Morong	4
Academy of Queen Mary Inc., Orani	Orani	5
BLC International School, Orani	Orani	18
Holy Rosary Parochial Institute, Orani	Orani	18
Jose Rizal Institute, Orani	Orani	38
Jose Rizal Institute, Orion	Orion	37
School of the Madeleine, Orion	Orion	0
St. Michael the Archangel Academy, Orion	Orion	9
Bataan Christian School, Pilar	Pilar	0
St. Catherine of Sienna Academy, Samal	Samal	21
<b>TOTAL</b>		<b>731</b>

Source: *DepEd/BES, Balanga City, Bataan*

*SEP2021/pri secondary no of teachers*

**Table 4.42**  
**NUMBER OF PUBLIC SECONDARY SCHOOL CLASSROOMS BY MUNICIPALITY/CITY**  
**SY 2021-2022**

NAME OF SECONDARY SCHOOL	Total No. of Public Secondary Classrooms
<b>ABUCAY</b>	<b>104</b>
1 B. Camacho Nat. HS	96
2 Bangkal NHS	0
3 Mabatang NHS	8
<b>BAGAC</b>	<b>69</b>
4 Bagac NHS-Parang	0
5 E. C. Bernabe MHS	48
6 Saysain NHS	21
<b>CITY OF BALANGA</b>	<b>287</b>
7 Bataan National High School	197
8 Balanga City National Science HS	10
9 City of Balanga High School	80
<b>DINALUPIHAN</b>	<b>191</b>
10 Jose C. Payumo, Jr. Memo HS	0
11 Luakan National HS	64
12 Luakan National HS-Annex	24
13 Magsaysay NHS	34
14 Pagalanggang HS	42
15 Roosevelt NHS	9
16 Sta. Lucia High School	18
17 Tucop IS	0
<b>HERMOSA</b>	<b>147</b>
18 Balsik National HS	55
19 Hermosa National HS	68
20 Hermosa NHS-Annex	24
21 Sumalo IS	0
<b>LIMAY</b>	<b>193</b>
22 Lamao National H/S	118
23 Limay National H/S	20
24 St. Francis National H/S	55
<b>MARIVELES</b>	<b>208</b>
25 Baseco NHS	6
26 Biaan Integrated School	0
27 Mariveles NHS, Cabcaben MAIN	55
28 Mariveles NHS, Cab.- Bat. 2	0
29 Mariveles NHS, Cab.- Annex	45
30 Mariveles NHS - Malaya	18
31 Mariveles Nat. HS, Pob.	77
32 Mariveles NHS-Annex (Sisiman)	7
33 Ipag NHS	0
<b>MORONG</b>	<b>123</b>
34 Kanawan It. School	4
35 Morong National HS	67
36 Morong NHS-Annex(Mabayo)	17
37 Nagbalayong High School	35
38 Sampaloc IS	0
<b>ORANI</b>	<b>150</b>
39 Legua IS	
40 Orani National HS	52
41 Orani NHS-Parang-Pagasa	16
42 Orani National HS - Parang-Parang	82
<b>ORION</b>	<b>146</b>
43 Bataan School of Fisheries	83
44 Justice Emilio Angeles Gancayco NHS (Orion HS)	63
<b>PILAR</b>	<b>109</b>
45 Dr. Victoria B. Roman Memorial HS	18
46 Pablo Roman National High School	91
<b>SAMAL</b>	<b>66</b>
47 Samal National HS	51
48 Samal National HS-Annex	15
<b>BATAAN</b>	<b>1,793</b>

Source: *DepEd-Bataan*

*SEP2021/no. of public sec classrooms*

**Table 4.43**  
**NUMBER OF PRIVATE SECONDARY SCHOOL CLASSROOMS BY MUNICIPALITY/CITY**  
**SY 2021-2022**

NAME OF SECONDARY SCHOOL		No. of Classroom
<b>ABUCAY</b>		<b>17</b>
1	Colegio de San Juan de Letran, Abucay	17
2	KALAYAAN College Bataan, Abucay	<b>CLOSED</b>
<b>CITY OF BALANGA</b>		<b>128</b>
3	Asia Pacific College of Advanced Studies	12
4	Bataan Heroes Memorial College	11
5	Bataan Montessori School, Inc.	8
6	Eastwoods Academy of Science and Technology	16
7	Jesus is Lord Christian School Foundation, Inc.	4
8	St. Joseph's College of Balanga	6
9	Tomas Del Rosario College	45
10	ACLC College of Balanga	12
11	Bataan Maritime Institute	4
12	Microcity Computer College Foundation, Inc.	4
13	Philippine Women's University - CDCEC Bataan	6
<b>DINALUPIHAN</b>		<b>69</b>
15	College of Subic Montessori (Dinalupihan)	12
16	St. Jerome Emiliani School, Dinalupihan	12
17	St. John Academy, Dinalupihan	28
18	Mother Margherita De Brincat Catholic School	<b>CLOSED</b>
19	Eastwoods College of Science and Technology	17
<b>HERMOSA</b>		<b>33</b>
20	Jesus Saves Learning Foundation, Hermosa	3
21	Sienna College of Hermosa, Hermosa	<b>CLOSED</b>
22	St. Peter of Verona Academy, Hermosa	30
23	College of the Most Holy Trinity	<b>CLOSED</b>



**Table 4.43**  
**NUMBER OF PRIVATE SECONDARY SCHOOL CLASSROOMS BY MUNICIPALITY/CITY**  
**SY 2021-2022**

NAME OF SECONDARY SCHOOL		No. of Classroom
<b>LIMAY</b>		<b>18</b>
24	The Peninsula School, Limay	6
25	West Philippine Institute	12
<b>MARIVELES</b>		<b>64</b>
26	BEPZ Multinational School, Mariveles	6
27	Blessed Regina Protmann Catholic Sch., Mariveles	12
28	St. Nicholas Catholic School of Mariveles	11
29	Sunny Hillside School, Mariveles	11
30	Mountain View Village School	5
31	Llamas Memorial Institute	8
32	Softnet ITC	11
<b>MORONG</b>		<b>4</b>
33	St. James Catholic School, Morong	4
<b>ORANI</b>		<b>53</b>
34	Academy of East Asia for Business and Technology Inc.	7
35	BLC International School (Bataan Learning Center)	6
36	Holy Rosary Parochial Institute	9
37	Jose Rizal Institute - Orani	31
<b>ORION</b>		<b>50</b>
38	Jose Rizal Institute - Orion	41
39	School of the Madeleine	<b>CLOSED</b>
40	St. Francis Catholic School of Bataan Inc.	0
41	St. Michael the Archangel Academy	9
<b>PILAR</b>		<b>0</b>
42	Bataan Christian School, Inc	<b>CLOSED</b>
<b>SAMAL</b>		<b>19</b>
43	St. Catherine of Sienna Academy	19
<b>TOTAL</b>		<b>455</b>

Source: *DepEd-Bataan*

SEP2021/no. of private secondary classroo

**Table 4.44**  
**PERFORMANCE INDICATOR**  
**Public and Private Secondary Schools**  
**SY 2020-2021, SY 2021-2022**

INDICATORS	2020-2021	2021-2022	INC./DEC.
NET Enrolment Rate	92.10%	108.83%	-16.73%
Gross Enrolment Rate	104.21%		104.21%
Cohort Survival Rate	81.52%		81.52%
Completion Rate	79.69%		79.69%
Promotion Rate	93.52%		93.52%
Graduation Rate	97.76%		97.76%
Repetition Rate	2.45%		2.45%
Retention Rate	95.64%	100.62%	-4.98%
Transition Rate	93.10%		93.10%
School Leaver	4.02%		4.02%
Years input	7.10%		7.10%

SOURCE: *DepEd-Bataan*

*SEP2021/pub pri secondary indicator*

**Table 4.45a**  
**List of Public Secondary Schools Directory**  
**Province of Bataan**  
**SY 2021 - 2022**

Name of School	Head of School	Designation	Mobile Number	E-mail Address	School Address
<b>First Congressional District</b>					
1 Bataan Peninsula State University (Abucay)					Abucay
2 Balsik NHS	Gleceria C. Mateo	Principal I	9281639725	gleceria.mateo@deped.gov.ph	Hermosa
3 Hermosa NHS	Reycor E. Sacdalan	Principal III	9985803860	reycor.sacdalan001@deped.gov.ph	Hermosa
4 Hermosa NHS - Annex	Milagros T. Mendoza	Principal I	9475198361	milagros.mendoza002@deped.gov.ph	Hermosa
5 Bataan Peninsula State University (Orani)					Orani
6 Orani NHS	Arlene M. Matilde	Principal I	9989791154	arlene.matilde@deped.gov.ph	Orani
7 Orani NHS (Pag-asa)	Joselito Alipio	OIC-SP	N/A	N/A	Orani
8 Orani NHS (Parang Parang)	Lorinda R. Poblete	Principal II	9060816720	lorinda.poblete@deped.gov.ph	Orani
9 Samal NHS	Mercelita D. Diwa	SCHOOL PRINCIPAL II	9088639064	Mercelita.diwa@deped.gov.ph	Samal
10 Samal NHS -Annex	Villamor B. Magat	Principal I	9484245019	<a href="mailto:villamor.magat001@deped.gov.ph">villamor.magat001@deped.gov.ph</a>	Samal
<b>Second Congressional District</b>					
1 Bataan National High School	Alma Valenzuela Poblete	Principal IV	9176390097	<a href="mailto:bnhs.jhs@deped.gov.ph">bnhs.jhs@deped.gov.ph</a>	City of Balanga
2 City of Balanga High School	Janice Tolentino Forbes	Principal I	9167833453	bcnshs@deped.gov.ph	City of Balanga
3 Lamao NHS	Marijoy B Mendoza	Principal II	9778238047	marijoy.mendoza@deped.gov.ph	Limay
4 Limay NHS	Maruja D. Trine	Principal-III	9502479422	marujatrine@yahoo.com	Limay
5 St. Francis NHS	Jenelyn E. Sibayan	School Principal I	9176333939	jenelyn.sibayan001@deped.gov.ph	Limay
6 Bataan School of Fisheries	Frederick Simbol	Principal IV	9619223630	Frederick.simbol@deped.gov.ph	Orion
7 Justice Emilio Angeles Gancayco MHS (Orion High School)	Angelo Basilio	Principal III	9176513002	angelo.basilio002@deped.com.ph	Orion
8 Dr. Victoria B. Roman Mem. HS	Felisa C. Bravo	Principal III	9985458165	felisa.bravo@deped.gov.ph	Pilar
9 Pablo Roman NHS	Dr. Myrna E. Castillo	Principal-III	9175279607	<a href="mailto:myrna.castillo005@deped.gov.ph">myrna.castillo005@deped.gov.ph</a>	Pilar

Name of School	Head of School	Designation	Mobile Number	E-mail Address	School Address
<b>Third Congressional District</b>					
1 Bagac Nat'l HS, Parang	Arcele F. Servera	Principal I	9190943770	<a href="mailto:arcele.servera@deped.gov.ph">arcele.servera@deped.gov.ph</a>	Bagac
2 Bagac NHS, Pob. EC Bernabe	Gemma Teresa P. Cabrerros	Principal IV	9176300577	<a href="mailto:gemma.cabrerros@deped.gov.ph">gemma.cabrerros@deped.gov.ph</a>	Bagac
3 Saysain High School	Ma. Liza P. Incleto	Principal I	9688791043	<a href="mailto:maliza.incleto002@deped.gov.ph">maliza.incleto002@deped.gov.ph</a>	Bagac
4 JC Payumo NHS	Aida Capili	Principal-III	9176359220	<a href="mailto:aida.capili001@deped.gov.ph">aida.capili001@deped.gov.ph</a>	Dinalupihan
5 Luakan NHS	Omar G. Magcalas	Principal IV	9988620515	<a href="mailto:omar.magcalas001@deped.gov.ph">omar.magcalas001@deped.gov.ph</a>	Dinalupihan
6 Luakan NHS (Annex)	Odielon O. Gamboa	Principal I	9171490802	<a href="mailto:odielon.gamboa@deped.gov.ph">odielon.gamboa@deped.gov.ph</a>	Dinalupihan
7 Bataan Peninsula State University (Dinalupihan)					Dinalupihan
8 Magsaysay NHS	Marlene G. Lulu	OIC - Principal I	9184701118	<a href="mailto:marlene.lulu@deped.gov.ph">marlene.lulu@deped.gov.ph</a>	Dinalupihan
9 Pagalanggang HS	Ara S Velasco	Principal II	9178955474	<a href="mailto:ara.velasco002@deped.gov.ph">ara.velasco002@deped.gov.ph</a>	Dinalupihan
10 Roosevelt NHS	Romualda G. Comia	Asst.SHS Principal II	9662968627	<a href="mailto:romualdo.comia001@deped.gov.ph">romualdo.comia001@deped.gov.ph</a>	Dinalupihan
11 Sta. Lucia HS	Odielon O. Gamboa	School Principal I	9171490802	<a href="mailto:odielon.gamboa@deped.gov.ph">odielon.gamboa@deped.gov.ph</a>	Dinalupihan
12 Mabayo High School (Morong-Annex)	N/A	N/A	N/A	N/A	Morong
13 Morong NHS	Norma Mariano	Principal II	9989580174	<a href="mailto:norma.mariano001@deped.gov.ph">norma.mariano001@deped.gov.ph</a>	Morong
14 Morong NHS - SHS	Ronald P. Bantugan	Principal I	9287082635	<a href="mailto:ronald.bantugan001@deped.gov.ph">ronald.bantugan001@deped.gov.ph</a>	Morong
15 Nagbalayong HS	Dave D. Basto	Principal I	9565200720	<a href="mailto:dave.basto@deped.gov.ph">dave.basto@deped.gov.ph</a>	Morong
16 Baseco NHS	Salvation F. Dagdag	ASP-II	9175142577	<a href="mailto:salvacion.dagdag@deped.gov.ph">salvacion.dagdag@deped.gov.ph</a>	Mariveles
17 Ipag NHS	N/A	N/A	N/A	N/A	Mariveles
18 Mariveles Nat'l HS, Cabcaben	Ludivina S. Omania	Principal-II	9175761879	<a href="mailto:ludivina.omania001@deped.gov.ph">ludivina.omania001@deped.gov.ph</a>	Mariveles
19 Mariveles Nat'l HS, Alasasin	Loreta B. Visda	Principal I	9190938664	<a href="mailto:loreta.visda001@deped.gov.ph">loreta.visda001@deped.gov.ph</a>	Mariveles
20 Mariveles NHS, Cab.-Annex (Batangas II)	John R. Quiroz	Principal I	9381112160	<a href="mailto:John.quiroz001@deped.gov.ph">John.quiroz001@deped.gov.ph</a>	Mariveles
21 Mariveles NHS, Cab.-Annex (New Alion)	Wilbert D. Langreo	Principal I	9399088670	<a href="mailto:wilbert.langreo001@deped.gov.ph">wilbert.langreo001@deped.gov.ph</a>	Mariveles
22 Mar. NHS, Malaya	Jerry C. Perello	Principal I	9082269661	<a href="mailto:jerry.perello@deped.gov.ph">jerry.perello@deped.gov.ph</a>	Mariveles
23 Mariveles, Poblacion	Cesar L. Valenzuela	Principal IV	9190953285	<a href="mailto:cesar.valenzuela001@deped.gov.ph">cesar.valenzuela001@deped.gov.ph</a>	Mariveles
24 Mariveles NHS, Cab.-Annex (Sisiman)	Mildred V. Nichols	ASP II	9989580192	<a href="mailto:mildred.nichols@deped.gov.ph">mildred.nichols@deped.gov.ph</a>	Mariveles
25 Mariveles NHS, Camaya Campus	Carlito C. Pontillas	Principal I	9615310049	<a href="mailto:carlito.pontillas@deped.gov.ph">carlito.pontillas@deped.gov.ph</a>	Mariveles
26 Mariveles NHS, Sitio-Mabuhay	June C. Servera	Principal I	9190943774	<a href="mailto:june.servera001@deped.gov.ph">june.servera001@deped.gov.ph</a>	Mariveles

Source: DepEd-Bataan

SEP2021/directory pub elem\_sec

**Table 4.45b**  
**List of Private Secondary Schools Directory**  
**Province of Bataan**  
**SY 2021 - 2022**

Name of School	Name of School Administrator	Landline/Contact Number	E-mail Address	School Address
<b>First Congressional District</b>				
1 Colegio de San Juan de Letran				Abucay
2 Kalayaan College Bataan	JHS - Cyndi Samaniego SHS - Lourdes Artuz	9613042118	N/A	Abucay
3 College of the Most Holy Trinity	<b>CLOSED</b>	N/A	N/A	Hermosa
4 Jesus Saves Integrated School Foundation	Emelita E. Perez	09473303603/0906081 4954/ (047)-633-1522	N/A	Hermosa
5 Sienna College of Hermosa, Bataan	N/A	N/A		Hermosa
6 St. Peter of Verona Academy	Joselito B. Mariano	9338254230	N/A	Hermosa
7 Academy of Queen Mary School, Inc.	N/A	N/A	N/A	Orani
8 BLC Integrated School (Bataan Learning Center)	Edgar C. Valencia	9565932963 (047)-237-1844	N/A	Orani
9 Holy Rosary Parochial Institute	Maria Cristina S. Manuel	(047)-237-0357/(047)-431-1225	N/A	Orani
10 Jose Rizal Institute - Orani	Alice Valencia	9175075051(047)-638-1210	N/A	Orani
11 St. Catherine of Siena Academy	Lourdes A. Manzano	9224990662	N/A	Samal
<b>Second Congressional District</b>				
1 Asia Pacific College of Advance Studies	Lovely D. Sotto	9338137090	apcasi@apcas.ph.education / connect@apcas.ph.education	City of Balanga
2 Bataan Heroes Memorial College	Laurice Faye R. Juarez	09279297195	bhc.highschool@heroes1979.edu.ph	City of Balanga
3 Bataan Montessori School	Rodolfo J. Caberoy	9175640093	237-5009 237-5010	City of Balanga
4 Eastwoods Academy of Science & Tech.	Doreliza Pearl R. De Guzman	237-4334/9275848517	eastwoodsacademy@gmail.com	City of Balanga
5 Jesus is Lord Christian School Foundation, Inc.	Rodolfo J. Caberoy			City of Balanga
6 St. Joseph's College of Balanga	Doreliza Pearl R. De Guzman			City of Balanga
7 Tomas del Rosario College				City of Balanga
8 Jose Rizal Institute - Orion	Corie Guzon	9175762123	N/A	Orion
9 School of the Madelaine, Inc.	<b>CLOSED</b>	N/A	N/A	Orion
10 St. Michael the Archangel Academy	Cecille Natividad Arambulo	9202179032/(047)-244-4512	N/A	Orion
11 Bataan Christian School, Inc	Nenita Apolinario	(047)-237-7030/(047)-2	N/A	Pilar
12 Northridge Montessori School (Subic Montessori-Pilar)	Dianne L. Casimiro/Cindy L. Madriaga	09176207791/0977736 5017/(047)-613-2178		Pilar

Name of School	Name of School Administrator	Landline/Contact Number	E-mail Address	School Address
<b><i>Third Congressional District</i></b>				
1 One La Salle Educational Foundation, Inc. (Jaim	Razel Jane V. Abarquez	9288504781	N/A	Bagac
2 College of Subic Montessori Inc. Dinalupihan	Joseph Ortiz Barcarse	9996629078	N/A	
3 Mother Margherita De Brincat Catholic School	Lawrence Michael L. Medina	09232662767/0956594 8236	N/A	Dinalupihan
4 St. Jerome Emiliani School of Dinalupihan	N/A	N/A	N/A	Dinalupihan
5 St. John Academy	Gemma R. Yao	9213165752	N/A	Dinalupihan
6 St. James Catholic School of Morong	N/A	(047)-935-5770	N/A	Morong
7 BEPZ Multinational School	Nora G. Vero	(047)-612-0599	N/A	Mariveles
8 Blessed Regina Protman Catholic School	Alvin David Busa	9463930619	N/A	Mariveles
9 Llamas Memorial Institute	N/A	(047)-3021-017	N/A	Mariveles
10 Mountain View Village School	Wilmina G. Brillantes	9176229301(047)-935- 6182	N/A	Mariveles
11 St. Nicholas Catholic School of Mariveles	Rowel Abalos	N/A	N/A	Mariveles
12 Sunny Hillside School	Carlos Romarico B. Latauan	9778504053	N/A	Mariveles

Source: DepEd-Bataan

SEP2021/directory pri sec\_sec

**Table 4.46**  
**SUMMARY OF COLLEGE ENROLMENT BY SCHOOL YEAR**  
**SY 2021-2022**  
*Province of Bataan*

Name of School/Location	Enrolment SY 2021-2022	Number of Graduates SY 2021-2022
<b>PUBLIC</b>		
1 Bataan Peninsula State University (Main Campus)	15,517	1,475
2 Bataan Peninsula State University (Abucay Campus)	1,645	109
3 Bataan Peninsula State University (Bagac Campus)	564	78
4 Bataan Peninsula State University (Balanga Campus)	7,090	655
5 Bataan Peninsula State University (Dinalupihan Campus)	1,758	150
6 Bataan Peninsula State University (Orani Campus)	1,245	78
7 Polytechnic University of the Phils., Mariveles	3,461	413
8 Limay Polytechnic College, Limay	1,159	100
<b>Sub-total</b>	<b>32,439</b>	<b>3,058</b>
<b>PRIVATE</b>		
1 Bataan Heroes Memorial College, Balanga City		
2 T. del Rosario College, Balanga City	1,063	122
3 Microcity Computer College, Balanga City	201	16
4 Eastwood Professional College of Science & Technology, Balanga City	1,080	110
5 AMA Computer Learning Center, Balanga City	337	32
6 Asia Pacific College of Advanced Studies, Balanga City	3,767	298
7 Philippine Womens University, Balanga City	27	12
8 Maritime Academy of Asia in the Pacific (MAAP), Mariveles	3,207	151
9 Colegio de San Juan de Letran, Abucay	348	39
10 Eastwood Professional College of Science & Technology, Dinalupihan	731	117
<b>Sub-total</b>	<b>10,761</b>	<b>897</b>
<b>TOTAL - PUBLIC AND PRIVATE</b>	<b>43,200</b>	<b>3,955</b>

Source: *Different Tertiary Schools*

SEP2021/summary col enrolment

Note: *Enrolment double counting*

**Table 4.47**  
**BATAAN PENINSULA STATE UNIVERSITY - Main Campus**  
**COLLEGE ENROLMENT BY YEAR LEVEL**  
*First and Second Semester*  
*Province of Bataan*  
*SY 2021-2022*

DEGREE PROGRAMS	MAJOR	First Semester															Second Semester															Grand total								
		1st Year			2nd Year			3rd Year			4th Year			5th Year			Total			1st Year			2nd Year			3rd Year			4th Year						5th Year			Total		
		M	F	T	M	F	T	M	F	T	M	F	T	M	F	T	M	F	T	M	F	T	M	F	T	M	F	T	M	F	T	M	F	T	M	F	T	M	F	T
Bachelor of Arts in Communication	Creative and Performing Arts	7	35	42	11	19	30	15	28	43	14	26	40			0	47	108	155	7	32	39	9	20	29	15	28	43	14	26	40			0	45	106	151	92	214	306
	New Media Track	16	26	42	16	29	45	12	26	38	6	14	20			0	50	95	145	15	25	40	14	29	43	12	26	38	6	14	20			0	47	94	141	97	189	286
Bachelor of Science in Hospitality Management		49	115	164	33	79	112	28	71	99	35	67	102			0	145	332	477	43	107	150	29	74	103	29	69	98	37	68	105			0	138	318	456	283	650	933
Bachelor of Science in Hotel and Restaurant Management		0	0	0	1	0	1	0	0	0	0	1	1			0	1	1	2	0	0	0	0	0	0	0	0	0	0	1	1			0	0	1	1	1	2	3
Bachelor of Science in Tourism Management		18	124	142	20	121	141	30	103	133	29	75	104			0	97	423	520	17	118	135	19	122	141	29	101	130	29	76	105			0	94	417	511	191	840	1031
Bachelor of Science in Industrial Technology				0			0			0			0			0	0	0	0			0			0			0			0	0	0	0	0	0	0			
	Automotive	57	2	59	22	1	23	50	0	50	37	2	39			0	166	5	171	45	2	47	19	0	19	46	0	46	41	2	43			0	151	4	155	317	9	326
	Drafting	16	9	25	5	5	10	21	12	33	29	18	47			0	71	44	115	12	8	20	6	6	12	20	12	32	28	18	46			0	66	44	110	137	88	225
	Electrical	56	2	58	37	1	38	44	4	48	47	3	50			0	184	10	194	50	3	53	32	1	33	42	4	46	46	3	49			0	170	11	181	354	21	375
	Electronics	23	7	30	13	3	16	29	9	38	24	3	27			0	89	22	111	18	5	23	7	2	9	28	9	37	25	3	28			0	78	19	97	167	41	208
	Food Service Technology	16	33	49	12	36	48	13	37	50	4	22	26			0	45	128	173	13	24	37	11	33	44	11	35	46	5	22	27			0	40	114	154	85	242	327
	Food	0	0	0	0	0	0	0	0	0	1	0	1			0	1	0	1	0	0	0	0	0	0	0	0	0	0	2	2			0	0	2	2	1	2	3
	Garments Fashion and Design	3	5	8	1	2	3	1	16	17			0			0	5	23	28	1	3	4	0	2	2	1	15	16	0	0	0			0	2	20	22	7	43	50
	Heating Ventilating and Air-Conditioning Technology	18	0	18	6	0	6	17	0	17	14	2	16			0	55	2	57	10	0	10	6	0	6	13	0	13	16	2	18			0	45	2	47	100	4	104
	Mechanical Technology	29	1	30	13	0	13	58	2	60	37	4	41			0	137	7	144	23	0	23	13	0	13	55	2	57	36	4	40			0	127	6	133	264	13	277
	Welding and Fabrication Technology	36	4	40	17	1	18	39	7	46	27	5	32			0	119	17	136	24	2	26	19	1	20	38	7	45	27	5	32			0	108	15	123	227	32	259
Bachelor of Technical-Vocational Teacher Education				0			0			0			0			0	0	0	0			0			0			0			0	0	0	0	0	0	0			
	Animation	10	2	12	9	5	14			0			0			0	19	7	26	7	2	9	7	5	12			0			0			0	14	7	21	33	14	47
	Automotive Technology	14	3	17	7	0	7			0			0			0	21	3	24	12	2	14	7	0	7			0			0			0	19	2	21	40	5	45
	Civil and Construction Technology	4	9	13	7	6	13	0	0	0	14	7	21			0	25	22	47	2	8	10	6	5	11	0	0	0	14	7	21			0	22	20	42	47	42	89
	Drafting Technology	9	3	12	6	4	10			0			0			0	15	7	22	8	2	10	6	4	10			0			0			0	14	6	20	29	13	42
	Electrical Technology	14	1	15	7	2	9			0			0			0	21	3	24	12	1	13	6	2	8			0			0			0	18	3	21	39	6	45



DEGREE PROGRAMS	MAJOR	First Semester															Second Semester															Grand total											
		1st Year			2nd Year			3rd Year			4th Year			5th Year			Total			1st Year			2nd Year			3rd Year			4th Year						5th Year			Total					
		M	F	T	M	F	T	M	F	T	M	F	T	M	F	T	M	F	T	M	F	T	M	F	T	M	F	T	M	F	T	M	F	T	M	F	T						
	Electronics Technology	4	6	10			0			0			0			0			0	4	6	10	3	5	8			0			0			0			0	3	5	8	7	11	18
	Food and Service Management	8	30	38	3	11	14	4	20	24	5	17	22			0	20	78	98	6	25	31	2	11	13	4	20	24	5	17	22			0	17	73	90	37	151	188			
	Garments Fashion and Design	0	15	15	0	11	11	2	15	17	3	27	30			0	5	68	73	0	15	15	0	9	9	2	15	17	3	26	29			0	5	65	70	10	133	143			
	Heating, Ventilating and Air-Conditioning Technology	5	0	5			0			0			0			0	5	0	5	4	0	4			0			0			0	0	4	0	4	9	0	9					
	Hotel and Restaurant Services	5	19	24	7	18	25	7	29	36	5	23	28			0	24	89	113	4	17	21	5	15	20	7	28	35	5	23	28			0	21	83	104	45	172	217			
	Mechanical Technology	18	2	20	11	1	12	0	0	0	12	0	12			0	41	3	44	18	2	20	8	1	9	11	0	11			0	0	37	3	40	78	6	84					
	Welding and Fabrication Technology	9	3	12	3	4	7	0	0	0	12	3	15			0	24	10	34	7	3	10	2	2	4	1	0	1	12	3	15			0	22	8	30	46	18	64			
Bachelor of Science in Computer Science				0			0			0			0			0	0	0	0			0			0			0			0	0	0	0	0	0	0						
	Network and Data Communication	26	13	39	32	33	65	11	17	28	15	14	29			0	84	77	161	20	13	33	29	30	59	11	16	27	15	15	30			0	75	74	149	159	151	310			
	Software Development	42	14	56	64	19	83	22	11	33	21	4	25			0	149	48	197	37	12	49	57	18	75	21	11	32	21	4	25			0	136	45	181	285	93	378			
Bachelor of Science in Entertainment and Multimedia Computer				0			0			0			0			0	0	0	0			0			0			0			0	0	0	0	0	0	0						
	Digital Animation	38	10	48	27	11	38	20	12	32	12	7	19			0	97	40	137	24	10	34	24	10	34	21	11	32	12	7	19			0	81	38	119	178	78	256			
	Game Development	42	7	49	14	2	16	22	6	28	10	10	20			0	88	25	113	33	7	40	5	2	7	18	6	24	11	10	21			0	67	25	92	155	50	205			
Bachelor of Science in Information Technology				0			0			0			0			0	0	0	0			0			0			0			0	0	0	0	0	0	0						
	Network and Web Application	105	49	154	88	51	139	50	33	83	76	48	124			0	319	181	500	86	43	129	76	48	124	53	32	85	73	49	122			0	288	172	460	607	353	960			
Diploma in Engineering Technology				0			0			0			0			0	0	0	0			0			0			0			0	0	0	0	0	0	0						
	Electrical			0			0			0			0			0	0	0	0			0			0			0			0	0	0	0	0	0	0						
	Electronics			0			0			0			0			0	0	0	0			0			0			0			0	0	0	0	0	0	0						
	Mechanical Technology			0			0			0			0			0	0	0	0			0			0			0			0	0	0	0	0	0	0						
	Welding and Fabrication Technology			0			0			0			0			0	0	0	0			0			0			0			0	0	0	0	0	0	0						
Certificate of Technology				0			0			0			0			0	0	0	0			0			0			0			0	0	0	0	0	0	0						
	Automotive			0			0			0			0			0	0	0	0			0			0			0			0	0	0	0	0	0	0						
	Refrigeration and Airconditioning Technology			0			0			0			0			0	0	0	0			0			0			0			0	0	0	0	0	0	0						
Two-Year Trade Technician Curriculum				0			0			0			0			0	0	0	0			0			0			0			0	0	0	0	0	0	0						
	Drafting			0			0			0			0			0	0	0	0			0			0			0			0	0	0	0	0	0	0						
	Electrical			0			0			0			0			0	0	0	0			0			0			0			0	0	0	0	0	0	0						
	Food			0			0			0			0			0	0	0	0			0			0			0			0	0	0	0	0	0	0						
	Mechanical Technology			0			0			0			0			0	0	0	0			0			0			0			0	0	0	0	0	0	0						
	Welding and Fabrication Technology			0			0			0			0			0	0	0	0			0			0			0			0	0	0	0	0	0	0						
Bachelor of Science in Architecture		69	88	157	49	70	119	48	77	125	49	65	114	10	7	17	225	307	532	58	85	143	47	62	109	49	72	121	47	67	114	9	9	18	210	295	505	435	602	1037			
Bachelor of Science in Civil Engineering		0	0	0	1	0	1	1	0	1	2	2	4	30	16	46	34	18	52	0	0	0	0	0	0	0	0	0	2	0	2	15	9	24	17	9	26	51	27	78			

DEGREE PROGRAMS	MAJOR	First Semester															Second Semester															Grand total								
		1st Year			2nd Year			3rd Year			4th Year			5th Year			Total			1st Year			2nd Year			3rd Year			4th Year						5th Year			Total		
		M	F	T	M	F	T	M	F	T	M	F	T	M	F	T	M	F	T	M	F	T	M	F	T	M	F	T	M	F	T	M	F	T	M	F	T			
Bachelor of Science in Civil Engineering	Construction Engineering and Management	54	55	109	43	59	102	53	58	111	33	30	63			0	183	202	385	55	55	110	38	59	97	44	48	92	43	40	83			0	180	202	382	363	404	767
	Structural Engineering	55	45	100	48	54	102	40	54	94	26	36	62			0	169	189	358	52	44	96	46	53	99	40	49	89	27	41	68			0	165	187	352	334	376	710
Bachelor of Science in Electrical Engineering		133	22	155	122	28	150	110	29	139	88	20	108	10	2	12	463	101	564	121	22	143	110	26	136	102	27	129	94	20	114	7	1	8	434	96	530	897	197	1094
Bachelor of Science in Electronics Engineering		45	22	67	40	38	78	40	32	72	52	43	95	0	1	1	177	136	313	44	20	64	36	36	72	41	32	73	51	42	93			0	172	130	302	349	266	615
Bachelor of Science in Industrial Engineering		49	42	91	61	37	98	50	48	98	39	47	86			0	199	174	373	46	41	87	52	37	89	49	48	97	39	47	86			0	186	173	359	385	347	732
Bachelor of Science in Mechanical Engineering		123	43	166	102	34	136	119	40	159	116	38	154	69	21	90	529	176	705	110	39	149	102	34	136	115	40	155	92	36	128	87	24	111	506	173	679	1035	349	1384
Bachelor of Science in Midwifery		8	83	91	12	49	61	8	0	8	0	6	6			0	28	138	166	6	63	69	10	43	53	5	31	36	0	5	5			0	21	142	163	49	280	329
Bachelor of Science in Nursing		42	122	164	30	110	140	20	87	107	18	56	74			0	110	375	485	41	110	151	30	114	144	19	86	105	18	55	73			0	108	365	473	218	740	958
Diploma in Midwifery				0			0			0			0			0	0	0	0			0			0			0			0	0	0	0	0	0	0	0	0	0
<b>TOTAL</b>		<b>1275</b>	<b>1071</b>	<b>2346</b>	<b>1000</b>	<b>954</b>	<b>1954</b>	<b>984</b>	<b>883</b>	<b>1867</b>	<b>912</b>	<b>745</b>	<b>1657</b>	<b>119</b>	<b>47</b>	<b>166</b>	<b>4290</b>	<b>3700</b>	<b>7990</b>	<b>1094</b>	<b>975</b>	<b>2069</b>	<b>895</b>	<b>916</b>	<b>1811</b>	<b>952</b>	<b>880</b>	<b>1832</b>	<b>894</b>	<b>760</b>	<b>1654</b>	<b>118</b>	<b>43</b>	<b>161</b>	<b>3953</b>	<b>3574</b>	<b>7527</b>	<b>8243</b>	<b>7274</b>	<b>15517</b>

Source: BATAAN PENINSULA STATE UNIVERSITY (Main)

SEP2021/BPSU

**Table 4.48**  
**Bataan Peninsula State University (Balanga Campus)**  
**COLLEGE ENROLMENT BY YEAR LEVEL**  
*First and Second Semester*  
*Province of Bataan*  
*SY 2021-2022*

DEGREE PROGRAMS	MAJOR	First Semester															Second Semester															Grand total								
		1st Year			2nd Year			3rd Year			4th Year			5th Year			Total			1st Year			2nd Year			3rd Year			4th Year						5th Year			Total		
		M	F	T	M	F	T	M	F	T	M	F	T	M	F	T	M	F	T	M	F	T	M	F	T	M	F	T	M	F	T	M	F	T	M	F	T	M	F	T
Bachelor of Science in Accountancy		29	165	194	15	128	143	12	69	81	9	51	60			0	65	413	478	147	25	172	17	120	137	12	71	83	8	53	61			0	184	269	453	249	682	931
Bachelor of Science in Business Administration				0			0			0			0			0	0	0	0			0			0			0			0			0	0	0	0	0	0	0
	Human Resource Development Management	0	0	0	0	0	0	0	1	1	0	1	1			0	0	2	2			0			0			0			0	0	0	0	0	0	0	0	2	2
	Human Resource Management	20	88	108	10	44	54	10	70	80	13	62	75			0	53	264	317	17	62	79	10	50	60	10	66	76	13	65	78			0	50	243	293	103	507	610
	Marketing Management	23	107	130	20	81	101	23	74	97	30	84	114			0	96	346	442	14	82	96	21	88	109	24	80	104	20	58	78			0	79	308	387	175	654	829
	Operations Management	28	81	109	11	51	62	33	103	136	10	64	74			0	82	299	381	23	69	92	13	53	66	34	103	137	13	67	80			0	83	292	375	165	591	756
Bachelor of Public Administration		33	42	75	15	50	65	16	52	68	20	75	95			0	84	219	303	32	25	57	13	49	62	15	52	67	20	74	94			0	80	200	280	164	419	583
Bachelor in Secondary Education				0			0			0			0			0	0	0	0			0			0			0			0	0	0	0	0	0	0	0	0	0
	Biological Science			0			0			0			0			0	0	0	0			0			0			0			0	0	0	0	0	0	0	0	0	0
	English	19	101	120	15	59	74	10	50	60	3	45	48			0	47	255	302	17	87	104	13	59	72	11	50	61	4	45	49			0	45	241	286	92	496	588
	Filipino	21	78	99	11	58	69	13	60	73	4	41	45			0	49	237	286	16	67	83	10	56	66	13	61	74	4	41	45			0	43	225	268	92	462	554
	Mathematics	0	0	0	0	0	0	0	0	0	1	0	1			0	1	0	1	0	0	0	0	0	0	0	0	0	1	0	1			0	1	0	1	2	0	2
	Music, Arts, Physical Education and Health	0	0	0	0	0	0	0	0	0	2	2	4			0	2	2	4	0	0	0	0	0	0	0	0	0	1	3	4			0	1	3	4	3	5	8
	Social Studies	30	71	101	29	57	86	24	45	69	8	36	44			0	91	209	300	29	63	92	28	56	84	25	46	71	8	36	44			0	90	201	291	181	410	591
Bachelor of Arts in Psychology		28	79	107	13	56	69	14	62	76	4	65	69			0	59	262	321	25	68	93	11	52	63	14	63	77	3	65	68			0	53	248	301	112	510	622
Bachelor of Science in Psychology		41	109	150	24	101	125	26	95	121	23	102	125			0	114	407	521	30	88	118	25	99	124	27	101	128	23	100	123			0	105	388	493	219	795	1014
<b>Grand Total</b>		<b>272</b>	<b>921</b>	<b>1193</b>	<b>163</b>	<b>685</b>	<b>848</b>	<b>181</b>	<b>681</b>	<b>862</b>	<b>127</b>	<b>628</b>	<b>755</b>	<b>0</b>	<b>0</b>	<b>0</b>	<b>743</b>	<b>2915</b>	<b>3658</b>	<b>350</b>	<b>636</b>	<b>986</b>	<b>161</b>	<b>682</b>	<b>843</b>	<b>185</b>	<b>693</b>	<b>878</b>	<b>118</b>	<b>607</b>	<b>725</b>	<b>0</b>	<b>0</b>	<b>0</b>	<b>814</b>	<b>2618</b>	<b>3432</b>	<b>1557</b>	<b>5533</b>	<b>7090</b>

Source: Bataan Peninsula State University (Balanga Campus)

SEP2021/BPSU

**Table 4.49**  
**BATAAN PENINSULA STATE UNIVERSITY (Abucay Campus)**  
**COLLEGE ENROLMENT BY YEAR LEVEL**  
*First and Second Semester*  
*Province of Bataan*  
*SY 2021-2022*

DEGREE PROGRAMS	MAJOR	First Semester															Second Semester															Grand total								
		1st Year			2nd Year			3rd Year			4th Year			5th Year			Total			1st Year			2nd Year			3rd Year			4th Year						5th Year			Total		
		M	F	T	M	F	T	M	F	T	M	F	T	M	F	T	M	F	T	M	F	T	M	F	T	M	F	T	M	F	T	M	F	T	M	F	T	M	F	T
Bachelor of Technical-Vocational Teacher Education	Agricultural Crops Production	25	31	56	13	11	24	0	1	1	7	18	25			0	45	61	106	19	21	40	12	13	25	0	0	0	8	18	26			0	39	52	91	84	113	197
Bachelor of Technical-Vocational Teacher Education	Animal Production	5	4	9	2	2	4	7	8	15			0			0	14	14	28	2	5	7	1	0	1	6	7	13	1	0	1			0	10	12	22	24	26	50
Bachelor of Science in Agriculture	Animal Science	57	32	89	19	10	29	19	16	35	17	14	31			0	112	72	184	44	28	72	19	9	28	18	16	34	17	14	31			0	98	67	165	210	139	349
Bachelor of Science in Agriculture	Crop Science	83	71	154	15	18	33	21	31	52	15	19	34			0	134	139	273	66	63	129	16	15	31	20	29	49	14	17	31			0	116	124	240	250	263	513
Bachelor of Science in Agricultural Engineering				0			0			0			0			0	0	0	0			0			0			0			0	0	0	0	0	0	0	0	0	0
Bachelor of Science in Agriculture and Biosystems Engineering		68	51	119	30	37	67	28	25	53	19	15	34			0	145	128	273	62	48	110	30	36	66	28	25	53	19	15	34			0	139	124	263	284	252	536
<b>Grand Total</b>		<b>238</b>	<b>189</b>	<b>427</b>	<b>79</b>	<b>78</b>	<b>157</b>	<b>75</b>	<b>81</b>	<b>156</b>	<b>58</b>	<b>66</b>	<b>124</b>	<b>0</b>	<b>0</b>	<b>0</b>	<b>450</b>	<b>414</b>	<b>864</b>	<b>193</b>	<b>165</b>	<b>358</b>	<b>78</b>	<b>73</b>	<b>151</b>	<b>72</b>	<b>77</b>	<b>149</b>	<b>59</b>	<b>64</b>	<b>123</b>	<b>0</b>	<b>0</b>	<b>0</b>	<b>402</b>	<b>379</b>	<b>781</b>	<b>852</b>	<b>793</b>	<b>1645</b>

Source: *Bataan Peninsula State University (Abucay Campus)*

SEP2021/BPSU

**Table 4.50**  
**BATAAN PENINSULA STATE UNIVERSITY (Bagac Campus)**  
**COLLEGE ENROLMENT BY YEAR LEVEL**  
*First and Second Semester*  
*Province of Bataan*  
*SY 2021-2022*

DEGREE PROGRAMS	MAJOR	First Semester																		Second Semester																		Grand total		
		1st Year			2nd Year			3rd Year			4th Year			5th Year			Total			1st Year			2nd Year			3rd Year			4th Year			5th Year			Total					
		M	F	T	M	F	T	M	F	T	M	F	T	M	F	T	M	F	T	M	F	T	M	F	T	M	F	T	M	F	T	M	F	T	M	F	T	M	F	T
Bachelor of Science in Industrial Technology	Electrical Technology	19	8	27	12	2	14	11	4	15	16	4	20			0	58	18	76	11	4	15	12	2	14	10	4	14	16	4	20			0	49	14	63	107	32	139
Bachelor of Science in Industrial Technology	Welding and Fabrication Technology	13	4	17	5	3	8	9	1	10	4	2	6			0	31	10	41	11	2	13	4	3	7	6	1	7	4	2	6			0	25	8	33	56	18	74
Bachelor of Elementary Education		14	31	45	6	30	36	7	37	44	11	42	53			0	38	140	178	12	28	40	6	30	36	7	38	45	11	41	52			0	36	137	173	74	277	351
<b>Grand Total</b>		<b>46</b>	<b>43</b>	<b>89</b>	<b>23</b>	<b>35</b>	<b>58</b>	<b>27</b>	<b>42</b>	<b>69</b>	<b>31</b>	<b>48</b>	<b>79</b>	<b>0</b>	<b>0</b>	<b>0</b>	<b>127</b>	<b>168</b>	<b>295</b>	<b>34</b>	<b>34</b>	<b>68</b>	<b>22</b>	<b>35</b>	<b>57</b>	<b>23</b>	<b>43</b>	<b>66</b>	<b>31</b>	<b>47</b>	<b>78</b>	<b>0</b>	<b>0</b>	<b>0</b>	<b>110</b>	<b>159</b>	<b>269</b>	<b>237</b>	<b>327</b>	<b>564</b>

Source: *Bataan Peninsula State University (Bagac Campus)*

SEP2021/BPSU

**Table 4.51**  
**BATAAN PENINSULA STATE UNIVERSITY - Dinalupihan Campus**  
**COLLEGE ENROLMENT BY YEAR LEVEL**  
*First and Second Semester*  
*Province of Bataan*  
*SY 2021-2022*

DEGREE PROGRAMS	MAJOR	First Semester															Second Semester															Grand total								
		1st Year			2nd Year			3rd Year			4th Year			5th Year			Total			1st Year			2nd Year			3rd Year			4th Year			5th Year			Total			M	F	T
		M	F	T	M	F	T	M	F	T	M	F	T	M	F	T	M	F	T	M	F	T	M	F	T	M	F	T	M	F	T	M	F	T						
Kindergarten				0			0			0			0			0	0	0	0			0			0			0			0	0	0	0	0	0	0	0	0	
Bachelor of Early Childhood Education		12	58	70	14	50	64	9	68	77	24	1	25			0	59	177	236	10	46	56	13	50	63	8	66	74	1	24	25			0	32	186	218	91	363	454
Bachelor of Elementary Education		15	108	123	12	59	71	25	112	137	18	68	86			0	70	347	417	13	97	110	12	59	71	25	110	135	13	60	73			0	63	326	389	133	673	806
Bachelor in Secondary Education	Biological Science			0			0			0			0			0	0	0	0			0			0			0			0	0	0	0	0	0	0	0	0	
	English			0			0			0			0			0	0	0	0			0			0			0			0	0	0	0	0	0	0	0	0	
	Mathematics	13	22	35	9	27	36	12	24	36	9	18	27			0	43	91	134	10	21	31	10	25	35	11	24	35	10	18	28			0	41	88	129	84	179	263
	Music, Arts and Physical Education	0	0	0	0	0	0	0	0	0	1	1	2			0	1	1	2			0			0			0			0	0	0	0	0	1	1	2	0	
	Science	13	16	29	12	13	25	6	27	33	13	17	30			0	44	73	117	13	16	29	11	13	24	6	27	33	13	17	30			0	43	73	116	87	146	233
	Social Studies			0			0			0			0			0	0	0	0			0			0			0			0	0	0	0	0	0	0	0	0	
Bachelor of Science in Hotel and Restaurant Management				0			0			0			0			0	0	0	0			0			0			0			0	0	0	0	0	0	0	0	0	
<b>Grand Total</b>		<b>53</b>	<b>204</b>	<b>257</b>	<b>47</b>	<b>149</b>	<b>196</b>	<b>52</b>	<b>231</b>	<b>283</b>	<b>65</b>	<b>105</b>	<b>170</b>	<b>0</b>	<b>0</b>	<b>0</b>	<b>217</b>	<b>689</b>	<b>906</b>	<b>46</b>	<b>180</b>	<b>226</b>	<b>46</b>	<b>147</b>	<b>193</b>	<b>50</b>	<b>227</b>	<b>277</b>	<b>37</b>	<b>119</b>	<b>156</b>	<b>0</b>	<b>0</b>	<b>0</b>	<b>179</b>	<b>673</b>	<b>852</b>	<b>396</b>	<b>1362</b>	<b>1758</b>

Source: Bataan Peninsula State University (Dinalupihan Campus)

SEP2021/BPSU

**Table 4.52**  
**Bataan Peninsula State University (Orani Campus)**  
**COLLEGE ENROLMENT BY YEAR LEVEL**  
*First and Second Semester*  
*Province of Bataan*  
*SY 2021-2022*

DEGREE PROGRAMS	MAJOR	First Semester															Second Semester															Grand total								
		1st Year			2nd Year			3rd Year			4th Year			5th Year			Total			1st Year			2nd Year			3rd Year			4th Year			5th Year			Total			M	F	T
		M	F	T	M	F	T	M	F	T	M	F	T	M	F	T	M	F	T	M	F	T	M	F	T	M	F	T	M	F	T	M	F	T						
Bachelor of Science in Fisheries		9	14	23	13	9	22	7	13	20	2	6	8			0	31	42	73	7	13	20	11	8	19	6	13	19	2	6	8			0	26	40	66	57	82	139
Bachelor of Science in Hotel and Restaurant Management				0			0			0			0			0	0	0	0			0			0			0			0	0	0	0	0	0	0	0	0	0
Bachelor of Science in Management Information System				0			0			0			0			0	0	0	0			0			0			0			0	0	0	0	0	0	0	0	0	0
Bachelor of Elementary Education				0			0			0			0			0	0	0	0			0			0			0			0	0	0	0	0	0	0	0	0	0
Bachelor of Technology and Livelihood Education	Industrial Arts	16	25	41	6	22	28	23	42	65	11	10	21			0	56	99	155	16	24	40	7	21	28	17	40	57	10	9	19			0	50	94	144	106	193	299
Bachelor of Physical Education		37	51	88	29	36	65	26	29	55	25	32	57			0	117	148	265	30	42	72	27	32	59	24	29	53	25	31	56			0	106	134	240	223	282	505
Bachelor of Science in Exercise and Sports Sciences				0			0			0			0			0	0	0	0			0			0			0			0	0	0	0	0	0	0	0	0	0
	Fitness and Sports Coaching	34	13	47	14	4	18	20	9	29			0			0	68	26	94	29	12	41	13	4	17	19	9	28			0	61	25	86	129	51	180			
	Fitness and Sports Management	26	19	45	10	12	22			0			0			0	36	31	67	20	14	34	9	12	21			0			0	29	26	55	65	57	122			
Bachelor of Science in Industrial Technology				0			0			0			0			0	0	0	0			0			0			0			0	0	0	0	0	0	0	0	0	0
	Drafting			0			0			0			0			0	0	0	0			0			0			0			0	0	0	0	0	0	0	0	0	0
	Electrical			0			0			0			0			0	0	0	0			0			0			0			0	0	0	0	0	0	0	0	0	0
	Electronics			0			0			0			0			0	0	0	0			0			0			0			0	0	0	0	0	0	0	0	0	0
	Food			0			0			0			0			0	0	0	0			0			0			0			0	0	0	0	0	0	0	0	0	0
<b>Grand Total</b>		<b>122</b>	<b>122</b>	<b>244</b>	<b>72</b>	<b>83</b>	<b>155</b>	<b>76</b>	<b>93</b>	<b>169</b>	<b>38</b>	<b>48</b>	<b>86</b>	<b>0</b>	<b>0</b>	<b>0</b>	<b>308</b>	<b>346</b>	<b>654</b>	<b>102</b>	<b>105</b>	<b>207</b>	<b>67</b>	<b>77</b>	<b>144</b>	<b>66</b>	<b>91</b>	<b>157</b>	<b>37</b>	<b>46</b>	<b>83</b>	<b>0</b>	<b>0</b>	<b>0</b>	<b>272</b>	<b>319</b>	<b>591</b>	<b>580</b>	<b>665</b>	<b>1245</b>

DEGREE PROGRAMS	MAJOR	First Semester												Second Semester												Grand total																	
		1st Year			2nd Year			3rd Year			4th Year			5th Year			Total			1st Year			2nd Year			3rd Year			4th Year			5th Year			Total								
		M	F	T	M	F	T	M	F	T	M	F	T	M	F	T	M	F	T	M	F	T	M	F	T	M	F	T	M	F	T	M	F	T	M	F	T	M	F	T			
TVL Track	MAJOR	Grade 11			Grade 12												Total			Grade 11			Grade 12												Total			Grand Total					
		M	F	T	M	F	T										M	F	T	M	F	T	M	F	T	M	F	T	M	F	T	M	F	T	M	F	T	M	F	T	M	F	T
Industrial Arts	Automotive Servicing																																										
Agri-Fishery Arts	Food Processing																																										
ICT	Technical Drafting																																										
Sports Track																																											
<b>GRADE 11 Total</b>		<b>0</b>	<b>0</b>	<b>0</b>	<b>0</b>	<b>0</b>	<b>0</b>										<b>0</b>	<b>0</b>	<b>0</b>	<b>0</b>	<b>0</b>	<b>0</b>	<b>0</b>	<b>0</b>	<b>0</b>										<b>0</b>	<b>0</b>	<b>0</b>	<b>0</b>	<b>0</b>	<b>0</b>			

Source: Bataan Peninsula State University (Orani Campus)

SEP2021/BPSU



**Table 4.53**  
**BATAAN HEROES MEMORIAL COLLEGE**  
**COLLEGE ENROLMENT BY YEAR LEVEL**  
*First and Second Semester*  
**PROVINCE OF BATAAN**  
**SY 2020-2021**

DEGREE	COURSE	First Semester															Second Semester															Grand total								
		1st Year			2nd Year			3rd Year			4th Year			5th Year			Total			1st Year			2nd Year			3rd Year			4th Year						5th Year			Total		
		M	F	Total	M	F	Total	M	F	Total	M	F	Total	M	F	Total	M	F	Total	M	F	Total	M	F	Total	M	F	Total	M	F	Total	M	F	Total	M	F	Total			
Associate	Computer Technology	0	0	0	0	0	0			0			0			0	0	0	0	0	0	0	0	0	0			0			0			0	0	0	0	0	0	0
Bachelor of Science	Civil Engineering	70	50	120	52	29	81	29	25	54	0	0	0	0	0	0	151	104	255	81	50	131	59	33	92	27	26	53	0	0	0	0	0	0	167	109	276	318	213	531
Bachelor of Science	Computer Engineering	7	2	9	7	3	10	5	2	7	0	0	0	0	0	0	19	7	26	7	1	8	7	3	10	5	2	7	0	0	0	0	0	0	19	6	25	38	13	51
Bachelor of Science	Criminology	159	81	240	122	61	183	57	42	99	12	6	18	0	0	0	350	190	540	202	99	301	159	69	228	59	43	102	19	8	27	0	0	0	439	219	658	789	409	1198
Bachelor of Science	Electronics Engineering	3	2	5	10	2	12	7	2	9	0	0	0	1	0	1	21	6	27	3	3	6	10	2	12	7	2	9	0	0	0	1	0	1	21	7	28	42	13	55
Bachelor of Science	Electrical Engineering	38	4	42	32	4	36	32	4	36	0	0	0	0	0	0	102	12	114	43	4	47	33	4	37	32	4	36	0	0	0	6	1	7	114	13	127	216	25	241
Bachelor of Science	Information Technology	18	7	25	22	5	27	16	11	27	1	0	1	0	0	0	57	23	80	20	9	29	24	8	32	17	10	27	3	1	4	0	0	0	64	28	92	121	51	172
Bachelor of Science	Mechanical Engineering	157	27	184	157	37	194	93	24	117	0	0	0	76	17	93	483	105	588	169	29	198	171	38	209	99	25	124	0	0	0	85	18	103	524	110	634	1007	215	1222
Bachelor of Science	Accountancy	7	18	25	3	27	30	4	20	24	0	0	0	0	0	0	14	65	79	10	23	33	3	28	31	5	26	31	0	0	0	0	0	0	18	77	95	32	142	174
Bachelor of Science	Architecture	27	30	57	20	17	37	19	11	30	0	0	0	0	0	0	66	58	124	30	38	68	21	20	41	19	11	30	0	0	0	0	0	0	70	69	139	136	127	263
Bachelor of Science	Accounting & Information System	0	2	2	0	2	2	2	17	19	0	0	0	0	0	0	2	21	23	0	1	1	0	1	1	0	14	14	0	0	0	0	0	0	0	16	16	2	37	39
Bachelor of Science	Entrepreneurship	9	3	12	3	4	7	6	2	8	0	0	0	0	0	0	18	9	27	11	5	16	3	5	8	6	3	9	0	0	0			0	20	13	33	38	22	60
<b>Grand Total</b>		<b>495</b>	<b>226</b>	<b>721</b>	<b>428</b>	<b>191</b>	<b>619</b>	<b>270</b>	<b>160</b>	<b>430</b>	<b>13</b>	<b>6</b>	<b>19</b>	<b>77</b>	<b>17</b>	<b>94</b>	<b>1283</b>	<b>600</b>	<b>1883</b>	<b>576</b>	<b>262</b>	<b>838</b>	<b>490</b>	<b>211</b>	<b>701</b>	<b>276</b>	<b>166</b>	<b>442</b>	<b>22</b>	<b>9</b>	<b>31</b>	<b>92</b>	<b>19</b>	<b>111</b>	<b>1456</b>	<b>667</b>	<b>2123</b>	<b>2739</b>	<b>1267</b>	<b>4006</b>

Source: **BATAAN HEROES MEMORIAL COLLEGE**

SEP2020/bhmc

**TABLE 4.54**  
**ASIA PACIFIC COLLEGE OF ADVANCED STUDIES**  
**COLLEGE ENROLMENT BY YEAR LEVEL**  
*First and Second Semester*  
*PROVINCE OF BATAAN*  
*SY 2021-2022*

COURSE	First Semester																		Second Semester																		Grand total		
	1st Year			2nd Year			3rd Year			4th Year			5th Year			Total			1st Year			2nd Year			3rd Year			4th Year			5th Year			Total			M	F	Total
	M	F	Total	M	F	Total	M	F	Total	M	F	Total	M	F	Total	M	F	Total	M	F	Total	M	F	Total	M	F	Total	M	F	Total	M	F	Total						
BSN	55	216	271	26	86	112	13	73	86	9	29	38			0	103	404	507	47	196	243	26	78	104	12	73	85	9	28	37			0	94	375	469	197	779	976
BSHM	29	33	62	24	16	40	23	28	51	16	18	34			0	92	95	187	25	28	53	24	14	38	22	28	50	16	20	36			0	87	90	177	179	185	364
BSHRM	0	0	0	0	0	0	1		1	2	2	4			0	3	2	5			0			0			0			0			0	0	0	0	3	2	5
BST	15	64	79	5	31	36	9	44	53	5	25	30			0	34	164	198	16	51	67	4	27	31	10	42	52	5	25	30			0	35	145	180	69	309	378
ABCOMM	3	9	12	1	3	4	3	5	8	1	1	2			0	8	18	26	4	8	12		3	3	3	4	7	1	1	2			0	8	16	24	16	34	50
BSED	6	22	28	2	3	5	6	16	22	1	7	8			0	15	48	63	4	21	25	1	3	4	4	15	19	1	5	6			0	10	44	54	25	92	117
BEED	3	30	33	4	4	8	1	14	15	2	18	20			0	10	66	76	2	26	28	2	5	7	1	14	15	2	16	18			0	7	61	68	17	127	144
CPT	0	0	0	0	0	0	0	0	0	0	0	0			0	0	0	0	0	0	0	0	0	0	0	0	0	0	0	0			0	0	0	0	0	0	0
BSA	3	23	26		11	11		15	15		8	8			0	3	57	60	1	22	23		9	9		13	13		8	8			0	1	52	53	4	109	113
BSBA-Marketing	26	39	65	9	19	28	20	33	53	7	21	28			0	62	112	174	21	41	62	9	17	26	19	32	51	6	20	26			0	55	110	165	117	222	339
BSCA	27	34	61	22	25	47	24	40	64	11	18	29			0	84	117	201	26	37	63	24	25	49	22	40	62	12	17	29			0	84	119	203	168	236	404
BSCRIM	39	18	57	10	5	15	36	13	49	19	16	35			0	104	52	156	31	16	47	8	5	13	36	13	49	19	15	34			0	94	49	143	198	101	299
BSIT	31	8	39	7	5	12	9	4	13	9	7	16			0	56	24	80	23	4	27	7	4	11	9	4	13	9	7	16			0	48	19	67	104	43	147
ACT	7	2	9	1	2	3	0	0	0	0	0	0			0	8	4	12	4	2	6	1	3	4	0	0	0			0			0	5	5	10	13	9	22
BSCE	50	27	77	28	8	36	30	22	52	18	22	40	4	7	11	130	86	216	45	25	70	22	8	30	28	21	49	17	22	39	1	4	5	113	80	193	243	166	409
CHRM	0	0	0	0	0	0	0	0	0	0	0	0			0	0	0	0	0	0	0	0	0	0	0	0	0			0			0	0	0	0	0	0	0
<b>TOTAL</b>	<b>294</b>	<b>525</b>	<b>819</b>	<b>139</b>	<b>218</b>	<b>357</b>	<b>175</b>	<b>307</b>	<b>482</b>	<b>100</b>	<b>192</b>	<b>292</b>	<b>4</b>	<b>7</b>	<b>11</b>	<b>712</b>	<b>1249</b>	<b>1961</b>	<b>249</b>	<b>477</b>	<b>726</b>	<b>128</b>	<b>201</b>	<b>329</b>	<b>166</b>	<b>299</b>	<b>465</b>	<b>97</b>	<b>184</b>	<b>281</b>	<b>1</b>	<b>4</b>	<b>5</b>	<b>641</b>	<b>1165</b>	<b>1806</b>	<b>1353</b>	<b>2414</b>	<b>3767</b>

Source: ASIA PACIFIC COLLEGE OF ADVANCED STUDIES

SEP2021/apcas

**TABLE 4.55**  
**ACLC College of Balanga**  
**COLLEGE ENROLMENT BY YEAR LEVEL**  
*First and Second Semester*  
**PROVINCE OF BATAAN**  
*SY 2021-2022*

COURSE	First Semester																		Second Semester																		Grand total		
	1st Year			2nd Year			3rd Year			4th Year			5th Year			Total			1st Year			2nd Year			3rd Year			4th Year			5th Year			Total			M	F	Total
	M	F	Total	M	F	Total	M	F	Total	M	F	Total	M	F	Total	M	F	Total	M	F	Total	M	F	Total	M	F	Total	M	F	Total	M	F	Total						
ASSOCIATE IN COMPUTER TECHNOLOGY	9	4	13	5	4	9			0			0			0	14	8	22	4	3	7	4	3	7			0			0			0	8	6	14	22	14	36
B.S IN INFORMATION TECHNOLOGY	29	7	36	13	11	24	7	5	12	11	2	13			0	60	25	85	25	6	31	13	9	22	7	5	12	11	2	13			0	56	22	78	116	47	163
B.S IN BUSINESS ADMINISTRATION	7	12	19	5	11	16	0	4	4	1	2	3			0	13	29	42	3	8	11	3	9	12	0	3	3	1	2	3			0	7	22	29	20	51	71
B.S IN COMPUTER ENGINEERING	12	4	16	4	3	7	4	0	4	4	1	5	2	0	2	26	8	34	11	3	14	4	3	7	4	0	4	5	1	6	2	0	2	26	7	33	52	15	67
<b>TOTAL</b>	<b>57</b>	<b>27</b>	<b>84</b>	<b>27</b>	<b>29</b>	<b>56</b>	<b>11</b>	<b>9</b>	<b>20</b>	<b>16</b>	<b>5</b>	<b>21</b>	<b>2</b>	<b>0</b>	<b>2</b>	<b>113</b>	<b>70</b>	<b>183</b>	<b>43</b>	<b>20</b>	<b>63</b>	<b>24</b>	<b>24</b>	<b>48</b>	<b>11</b>	<b>8</b>	<b>19</b>	<b>17</b>	<b>5</b>	<b>22</b>	<b>2</b>	<b>0</b>	<b>2</b>	<b>97</b>	<b>57</b>	<b>154</b>	<b>210</b>	<b>127</b>	<b>337</b>

Source: *AMA Computer Learning Center*

SEP2021/ACLC

**Table 4.56**  
**BATAAN SCHOOL OF FISHERIES**  
**COLLEGE ENROLMENT BY YEAR LEVEL**

*First and Second Semester*

*PROVINCE OF BATAAN*

*SY 2017-2018*

COURSE	First Semester																		Second Semester																		Grand total		
	1st Year			2nd Year			3rd Year			4th Year			5th Year			Total			1st Year			2nd Year			3rd Year			4th Year			5th Year			Total			M	F	Total
	M	F	Total	M	F	Total	M	F	Total	M	F	Total	M	F	Total	M	F	Total	M	F	Total	M	F	Total	M	F	Total	M	F	Total									
BS Fisheries	0	0	0	0	0	0			0			0	0	0	0	0	0	0	0	0	0	0	0	0			0			0	0	0	0	0	0	0	0	0	0
<b>TOTAL</b>	<b>0</b>	<b>0</b>	<b>0</b>	<b>0</b>	<b>0</b>	<b>0</b>	<b>2</b>	<b>10</b>	<b>12</b>	<b>8</b>	<b>7</b>	<b>15</b>	<b>0</b>	<b>0</b>	<b>0</b>	<b>10</b>	<b>17</b>	<b>27</b>	<b>0</b>	<b>0</b>	<b>0</b>	<b>0</b>	<b>0</b>	<b>0</b>	<b>2</b>	<b>10</b>	<b>12</b>	<b>8</b>	<b>7</b>	<b>15</b>	<b>0</b>	<b>0</b>	<b>0</b>	<b>10</b>	<b>17</b>	<b>27</b>	<b>20</b>	<b>34</b>	<b>54</b>

Source: **BATAAN SCHOOL OF FISHERIES**

SEP2020/BSF

**TABLE 4.57**  
**EASTWOODS PROFESSIONAL COLLEGE OF SCIENCE AND TECHNOLOGY - BALANGA CAMPUS**  
**COLLEGE ENROLMENT BY YEAR LEVEL**  
*First and Second Semester*  
*PROVINCE OF BATAAN*  
*SY 2021-2022*

COURSE	First Semester																		Second Semester																		Grand total		
	1st Year			2nd Year			3rd Year			4th Year			5th Year			Total			1st Year			2nd Year			3rd Year			4th Year			5th Year			Total			M	F	Total
	M	F	Total	M	F	Total	M	F	Total	M	F	Total	M	F	Total	M	F	Total	M	F	Total	M	F	Total	M	F	Total	M	F	Total	M	F	Total						
Bachelor of Science in Computer Engineering	12	6	18	15	3	18	11	6	17	7	14	21	0	0	0	45	29	74	9	3	12	15	3	18	11	7	18	13	6	19	0	0	0	48	19	67	93	48	141
Bachelor of Science in Computer Science	13	3	16	8	1	9	9	3	12	8	1	9			0	38	8	46	5	2	7	7	1	8	8	4	12	8	1	9	0	0	0	28	8	36	66	16	82
Bachelor of Science in Hospitality Management	37	48	85	13	18	31	21	34	55	17	22	39	0	0	0	88	122	210	36	34	70	12	13	25	19	37	56	17	20	37	0	0	0	84	104	188	172	226	398
Bachelor of Science in Hotel and Restaurant Management	0	0	0	0	0	0	0	0	0	0	0	0	0	0	0	0	0	0	0	0	0	0	0	0	0	0	0	0	0	0	0	0	0	0	0	0	0	0	0
Bachelor of Science in Information Technology	51	18	69	36	16	52	52	14	66	32	14	46	0	0	0	171	62	233	42	12	54	15	34	49	48	14	62	29	14	43	0	0	0	134	74	208	305	136	441
Bachelor of Science in Information Systems	0	0	0	0	0	0	0	0	0	0	0	0	0	0	0	0	0	0	0	0	0	0	0	0	0	0	0	0	0	0	0	0	0	0	0	0	0	0	0
Associate in Computer Technology	4	2	6	3	1	4	0	0	0	0	0	0	0	0	0	7	3	10	3	1	4	3	1	4	0	0	0	0	0	0	0	0	0	6	2	8	13	5	18
Programming NC IV	0	0	0	0	0	0	0	0	0	0	0	0	0	0	0	0	0	0	0	0	0	0	0	0	0	0	0	0	0	0	0	0	0	0	0	0	0	0	0
Computer Secretarial	0	0	0	0	0	0	0	0	0	0	0	0	0	0	0	0	0	0	0	0	0	0	0	0	0	0	0	0	0	0	0	0	0	0	0	0	0	0	0
Computer Hardware Servicing	0	0	0	0	0	0	0	0	0	0	0	0	0	0	0	0	0	0	0	0	0	0	0	0	0	0	0	0	0	0	0	0	0	0	0	0	0	0	0
Electronics and Electrical Technology	0	0	0			0	0	0	0	0	0	0	0	0	0	0	0	0	0	0	0	0	0	0	0	0	0	0	0	0	0	0	0	0	0	0	0	0	0
Hotel and Restaurant Services			0			0			0			0			0	0	0	0			0			0			0			0	0	0	0	0	0	0			
Tourism Services			0			0			0			0			0	0	0	0			0			0			0			0	0	0	0	0	0	0			
Caregiving Program			0						0			0			0	0	0	0									0			0	0	0	0	0	0	0			
<b>TOTAL</b>	<b>117</b>	<b>77</b>	<b>194</b>	<b>75</b>	<b>39</b>	<b>114</b>	<b>93</b>	<b>57</b>	<b>150</b>	<b>64</b>	<b>51</b>	<b>115</b>	<b>0</b>	<b>0</b>	<b>0</b>	<b>349</b>	<b>224</b>	<b>573</b>	<b>95</b>	<b>52</b>	<b>147</b>	<b>52</b>	<b>52</b>	<b>104</b>	<b>86</b>	<b>62</b>	<b>148</b>	<b>67</b>	<b>41</b>	<b>108</b>	<b>0</b>	<b>0</b>	<b>0</b>	<b>300</b>	<b>207</b>	<b>507</b>	<b>649</b>	<b>431</b>	<b>1080</b>

Source: EASTWOODS PROFESSIONAL COLLEGE OF SCIENCE AND TECHNOLOGY - BALANGA

SEP2021/eastwood balanga

**TABLE 4.58**  
**EASTWOODS COLLEGE OF SCIENCE AND TECHNOLOGY-Dinalupihan Campus**  
**COLLEGE ENROLMENT BY YEAR LEVEL**  
*First and Second Semester*  
**PROVINCE OF BATAAN**  
*SY 2021-2022*

COURSE	First Semester															Second Semester															Grand total								
	1st Year			2nd Year			3rd Year			4th Year			5th Year			Total			1st Year			2nd Year			3rd Year			4th Year						5th Year			Total		
	M	F	Total	M	F	Total	M	F	Total	M	F	Total	M	F	Total	M	F	Total	M	F	Total	M	F	Total	M	F	Total	M	F	Total	M	F	Total	M	F	Total			
DIPLOMA IN HOTEL & RESTAURANT TECHNOLOGY	60	64	124	46	47	93	31	31	62			0			0	137	142	279			0			0			0			0			0			0	137	142	279
DIPLOMA IN INFORMATION TECHNOLOGY	91	35	126	45	16	61	25	5	30			0			0	161	56	217			0			0			0			0			0			0	161	56	217
DIPLOMA IN COMPUTER ENGINEERING TECHNOLOGY	37	16	53	24	22	46	20	6	26			0			0	81	44	125			0			0			0			0			0			0	81	44	125
DIPLOMA IN TOURISM & TRAVEL MANAGEMENT TECHNOLOGY	13	31	44	9	31	40	12	14	26			0			0	34	76	110			0			0			0			0			0			0	34	76	110
<b>Grand Total</b>	<b>201</b>	<b>146</b>	<b>347</b>	<b>124</b>	<b>116</b>	<b>240</b>	<b>88</b>	<b>56</b>	<b>144</b>	<b>0</b>	<b>0</b>	<b>0</b>	<b>0</b>	<b>0</b>	<b>0</b>	<b>413</b>	<b>318</b>	<b>731</b>	<b>0</b>	<b>0</b>	<b>0</b>	<b>0</b>	<b>0</b>	<b>0</b>	<b>0</b>	<b>0</b>	<b>0</b>	<b>0</b>	<b>0</b>	<b>0</b>	<b>0</b>	<b>0</b>	<b>0</b>	<b>0</b>	<b>0</b>	<b>0</b>	<b>413</b>	<b>318</b>	<b>731</b>

Source: EASTWOODS PROFESSIONAL COLLEGE OF SCIENCE AND TECHNOLOGY (Dinalupihan)

SEP2021/eastwood-dinalupihan

**TABLE 4.59**  
**TOMAS DEL ROSARIO COLLEGE**  
**COLLEGE ENROLMENT BY YEAR LEVEL**

*First and Second Semester*

*PROVINCE OF BATAAN*

*SY 2021-2022*

COURSE	First Semester																		Second Semester																		Grand total		
	1st Year			2nd Year			3rd Year			4th Year			5th Year			Total			1st Year			2nd Year			3rd Year			4th Year			5th Year			Total			M	F	Total
	M	F	Total	M	F	Total	M	F	Total	M	F	Total	M	F	Total	M	F	Total	M	F	Total	M	F	Total	M	F	Total	M	F	Total	M	F	Total						
BSCS	6	1	7	1	2	3	3	1	4	4	2	6	0	0	0	14	6	20	6	1	7	1	2	3	3	1	4	3	2	5	0	0	0	13	6	19	27	12	39
BSA	8	43	51	11	54	65	13	107	120	9	76	85	0	0	0	41	280	321	8	40	48	11	50	61	13	103	116	9	77	86	0	0	0	41	270	311	82	550	632
BSBA - Mktg. Mgmt.	7	8	15	1	5	6	0	6	6	0	0	0	0	0	0	8	19	27	6	8	14	1	5	6	0	5	5	0	0	0	7	18	25	15	37	52			
BSBA - Opr. Mgmt.	4	3	7	4	3	7	10	17	27	5	12	17	0	0	0	23	35	58	5	2	7	4	4	8	10	17	27	5	12	17	0	0	0	24	35	59	47	70	117
BEED - General	4	14	18	1	13	14	8	26	34	1	17	18	0	0	0	14	70	84	1	14	15	2	9	11	8	27	35	1	17	18	0	0	0	12	67	79	26	137	163
BEED - Pre-School Education	0	0	0	0	0	0	0	0	0	0	0	0	0	0	0	0	0	0	0	0	0	0	0	0	0	0	0	0	0	0	0	0	0	0	0	0	0	0	0
PEC	10	22	32	0	0	0	0	0	0	0	0	0	0	0	0	10	22	32	7	21	28	0	0	0	0	0	0	0	0	0	0	0	0	7	21	28	17	43	60
Cross Enrollee	0	0	0	0	0	0	0	0	0	0	0	0	0	0	0	0	0	0	0	0	0	0	0	0	0	0	0	0	0	0	0	0	0	0	0	0	0	0	0
<b>TOTAL</b>	<b>39</b>	<b>91</b>	<b>130</b>	<b>18</b>	<b>77</b>	<b>95</b>	<b>34</b>	<b>157</b>	<b>191</b>	<b>19</b>	<b>107</b>	<b>126</b>	<b>0</b>	<b>0</b>	<b>0</b>	<b>110</b>	<b>432</b>	<b>542</b>	<b>33</b>	<b>86</b>	<b>119</b>	<b>19</b>	<b>70</b>	<b>89</b>	<b>34</b>	<b>153</b>	<b>187</b>	<b>18</b>	<b>108</b>	<b>126</b>	<b>0</b>	<b>0</b>	<b>0</b>	<b>104</b>	<b>417</b>	<b>521</b>	<b>214</b>	<b>849</b>	<b>1063</b>

Source: **TOMAS DEL ROSARIO COLLEGE**

SEP2021/trc

**Table 4.60**  
**POLYTECHNIC UNIVERSITY OF THE PHILIPPINES**  
**COLLEGE ENROLMENT BY YEAR LEVEL**  
*First and Second Semester*  
**PROVINCE OF BATAAN**  
**SY 2021-2022**

COURSE	MAJOR	First Semester															Second Semester															Grand total														
		1st Year			2nd Year			3rd Year			4th Year			5th Year			Total			1st Year			2nd Year			3rd Year			4th Year			5th Year			Total			M	F	Total						
		M	F	Total	M	F	Total	M	F	Total	M	F	Total	M	F	Total	M	F	Total	M	F	Total	M	F	Total	M	F	Total	M	F	Total															
POSTBAC	SECONDARY	5	18	23	0	0	0	0	0	0	0	0	0	0	0	0	0	0	0	5	18	23	6	15	21	0	0	0	0	0	0	0	0	0	0	0	0	0	0	0	6	15	21	11	33	44
BSA		14	72	86	8	27	35	3	19	22	3	31	34	0	0	0	28	149	177	10	67	77	8	27	35	3	19	22	2	33	35	0	0	0	23	146	169	51	295	346						
BSMA	MNGT. ACCTNG.	1	6	7	3	16	19	9	55	64	10	44	54	0	0	0	23	121	144	0	0	0	3	16	19	9	53	62	9	44	53	0	0	0	21	113	134	44	234	278						
BSBA	HRDM	0	0	0	0	0	0	0	1	1	3	5	8	0	0	0	3	6	9	0	0	0	0	0	0	0	1	1	3	1	4	0	0	0	3	2	5	6	8	14						
BSBA	HRM	21	85	106	20	90	110	32	73	105	31	51	82	0	0	0	104	299	403	18	84	102	17	88	105	30	71	101	29	51	80	0	0	0	94	294	388	198	593	791						
BSENT	ENTREP.	14	36	50	13	24	37	10	32	42	17	15	32	0	0	0	54	107	161	13	34	47	14	23	37	10	30	40	17	14	31	0	0	0	54	101	155	108	208	316						
BSIT		42	18	60	28	16	44	26	18	44	29	19	48	0	0	0	125	71	196	40	18	58	26	15	41	26	18	44	27	20	47	0	0	0	119	71	190	244	142	386						
BSIE		46	38	84	37	19	56	38	26	64	32	35	67	23	20	43	176	138	314	37	32	69	34	19	53	37	26	63	32	34	66	21	16	37	161	127	288	337	265	602						
BS-ECE	ELECTRONICS	0	0	0	0	0	0	0	0	0	0	0	0	0	0	0	0	0	0	0	0	0	0	0	0	0	0	0	0	0	0	0	0	0	0	0	0	0	0	0						
BEED	ELEMENTARY	17	37	54	6	33	39	10	40	50	11	38	49	0	0	0	44	148	192	15	34	49	6	32	38	9	40	49	11	38	49	0	0	0	41	144	185	85	292	377						
BSEDEN	ENGLISH	0	0	0	0	0	0	0	0	0	0	0	0	0	0	0	0	0	0	0	0	0	0	0	0	0	0	0	0	0	0	0	0	0	0	0	0	0	0	0						
DOMT	LEGAL OFFICE MNGT.	0	0	0	10	12	22	5	26	31	0	0	0	0	0	0	15	38	53	0	0	0	9	12	21	8	27	35	0	0	0	0	0	0	17	39	56	32	77	109						
DICT	INFO. TECH	0	1	1	38	15	53	14	12	26	0	0	0	0	0	0	52	28	80	2	1	3	35	12	47	15	15	30	0	0	0	0	0	0	52	28	80	104	56	160						
DECET	ELEC. TECH	0	0	0	0	0	0	12	10	22	0	0	0	0	0	0	12	10	22	0	0	0	0	0	0	0	0	0	7	9	16	0	0	0	7	9	16	19	19	38						
<b>TOTAL</b>		<b>160</b>	<b>311</b>	<b>471</b>	<b>163</b>	<b>252</b>	<b>415</b>	<b>159</b>	<b>312</b>	<b>471</b>	<b>136</b>	<b>238</b>	<b>374</b>	<b>23</b>	<b>20</b>	<b>43</b>	<b>641</b>	<b>1133</b>	<b>1774</b>	<b>141</b>	<b>285</b>	<b>426</b>	<b>152</b>	<b>244</b>	<b>396</b>	<b>147</b>	<b>300</b>	<b>447</b>	<b>137</b>	<b>244</b>	<b>381</b>	<b>21</b>	<b>16</b>	<b>37</b>	<b>598</b>	<b>1089</b>	<b>1687</b>	<b>1239</b>	<b>2222</b>	<b>3461</b>						

Source: POLYTECHNIC UNIVERSITY OF THE PHILIPPINES

SEP2021/PUP



**TABLE 4.61**  
**MICROCITY COLLEGE OF BUSINESS AND TECHNOLOGY, INC.**  
**COLLEGE ENROLMENT BY YEAR LEVEL**  
*First and Second Semester*  
*PROVINCE OF BATAAN*  
*SY 2021-2022*

COURSE	First Semester																		Second Semester																		Grand total		
	1st Year			2nd Year			3rd Year			4th Year			5th Year			Total			1st Year			2nd Year			3rd Year			4th Year			5th Year			Total			M	F	Total
	M	F	Total	M	F	Total	M	F	Total	M	F	Total	M	F	Total	M	F	Total	M	F	Total	M	F	Total	M	F	Total	M	F	Total	M	F	Total						
BS ELECTRONICS ENGINEERING			0			0			0			0			0	0	0	0			0			0			0	1	0	1		1	1	1	1	2	1	1	2
BS COMPUTER ENGINEERING	19	7	26			0	3		3	3	2	5			0	25	9	34			0			0	3		3	0	0	0			0	3	0	3	28	9	37
BS COMPUTER SCIENCE	18	16	34	2	2	4	5	5	10	0	3	3			0	25	26	51	1	2	3			0	5	4	9	0	0	0			0	6	6	12	31	32	63
BS TOURISM MANAGEMENT	12	17	29	7	18	25	3	1	4			0			0	22	36	58			0	6	19	25			0	0	0	0			0	6	19	25	28	55	83
ASSOCIATE IN COMPUTER TECHNOLOGY	2	7	9	3	4	7			0			0			0	5	11	16			0			0			0			0			0	0	0	0	5	11	16
2-YR HOTEL AND RESTAURANT MANAGEMENT			0			0			0			0			0	0	0	0			0			0			0			0			0	0	0	0	0	0	0
<b>TOTAL</b>	<b>51</b>	<b>47</b>	<b>98</b>	<b>12</b>	<b>24</b>	<b>36</b>	<b>11</b>	<b>6</b>	<b>17</b>	<b>3</b>	<b>5</b>	<b>8</b>	<b>0</b>	<b>0</b>	<b>0</b>	<b>77</b>	<b>82</b>	<b>159</b>	<b>1</b>	<b>2</b>	<b>3</b>	<b>6</b>	<b>19</b>	<b>25</b>	<b>8</b>	<b>4</b>	<b>12</b>	<b>1</b>	<b>0</b>	<b>1</b>	<b>0</b>	<b>1</b>	<b>1</b>	<b>16</b>	<b>26</b>	<b>42</b>	<b>93</b>	<b>108</b>	<b>201</b>

Source: *MICROCITY COLLEGE OF BUSINESS AND TECHNOLOGY, INC.*

SEP2021/microcity

**TABLE 4.62**  
**MARITIME ACADEMY OF ASIA AND THE PACIFIC**  
**COLLEGE ENROLMENT BY YEAR LEVEL**  
*First and Second Semester*  
**PROVINCE OF BATAAN**  
*SY 2021-2022*

DEGREE PROGRAMS	First Semester																		Second Semester																		Grand total		
	1st Year			2nd Year			3rd Year			4th Year			5th Year			Total			1st Year			2nd Year			3rd Year			4th Year			5th Year			Total			M	F	Total
	M	F	Total	M	F	Total	M	F	Total	M	F	Total	M	F	Total	M	F	Total	M	F	Total	M	F	Total	M	F	Total	M	F	Total	M	F	Total						
Bachelor of Science in Marine Transportation	216	7	223	237	10	247	193	7	200	129	6	135	0	0	0	775	30	805	214	7	221	230	10	240	191	7	198	160	4	164	0	0	0	795	28	823	1570	58	1628
Bachelor of Science in Marine Engineering	201	8	209	218	3	221	217	6	223	126	4	130	0	0	0	762	21	783	200	8	208	210	2	212	215	6	221	153	2	155	0	0	0	778	18	796	1540	39	1579
<b>TOTAL</b>	<b>417</b>	<b>15</b>	<b>432</b>	<b>455</b>	<b>13</b>	<b>468</b>	<b>410</b>	<b>13</b>	<b>423</b>	<b>255</b>	<b>10</b>	<b>265</b>	<b>0</b>	<b>0</b>	<b>0</b>	<b>1537</b>	<b>51</b>	<b>1588</b>	<b>414</b>	<b>15</b>	<b>429</b>	<b>440</b>	<b>12</b>	<b>452</b>	<b>406</b>	<b>13</b>	<b>419</b>	<b>313</b>	<b>6</b>	<b>319</b>	<b>0</b>	<b>0</b>	<b>0</b>	<b>1573</b>	<b>46</b>	<b>1619</b>	<b>3110</b>	<b>97</b>	<b>3207</b>

Source: **MARITIME ACADEMY OF ASIA AND THE PACIFIC**

SEP2021/maap

**Table 4.63**  
**LIMAY POLYTECHNIC COLLEGE**  
**COLLEGE ENROLMENT BY YEAR LEVEL**  
*First and Second Semester*  
*PROVINCE OF BATAAN*  
*SY 2021-2022*

COURSE	First Semester															Second Semester															Grand total								
	1st Year			2nd Year			3rd Year			4th Year			5th Year			Total			1st Year			2nd Year			3rd Year			4th Year			5th Year			Total			M	F	Total
	M	F	Total	M	F	Total	M	F	Total	M	F	Total	M	F	Total	M	F	Total	M	F	Total	M	F	Total	M	F	Total	M	F	Total	M	F	Total						
Bachelor of Elementary Education - Gen. Education	10	27	37	0	21	21	5	16	21			0			0	15	64	79	9	22	31	0	21	21	5	14	19	0	0	0			0	14	57	71	29	121	150
Bachelor of Secondary Education - English	10	26	36	6	16	22	1	10	11			0			0	17	52	69	9	24	33	6	15	21	1	10	11	0	1	1			0	16	50	66	33	102	135
Bachelor of Secondary Education - Mathematics	7	9	16	1	8	9	4	7	11			0			0	12	24	36	5	9	14	1	7	8	4	7	11	0	0	0			0	10	23	33	22	47	69
Bachelor of Secondary Education - Filipino	13	26	39	8	11	19	3	10	13			0			0	24	47	71	9	22	31	7	11	18	2	9	11	0	0	0			0	18	42	60	42	89	131
Bachelor of Science in Accountancy	7	25	32	6	17	23	1	10	11			0			0	14	52	66	5	15	20	6	17	23	1	10	11	0	0	0			0	12	42	54	26	94	120
Bachelor of Science in Business Administration - Financial Management	50	109	159	18	67	85	17	26	43			0			0	85	202	287	39	102	141	17	65	82	17	27	44	0	0	0			0	73	194	267	158	396	554
Bachelor of Science in Computer Science			0			0			0			0			0	0	0	0			0			0			0			0	0	0	0	0	0	0	0	0	0
Associate in Computer Technology			0			0			0			0			0	0	0	0			0			0			0			0	0	0	0	0	0	0	0	0	0
<b>TOTAL</b>	<b>97</b>	<b>222</b>	<b>319</b>	<b>39</b>	<b>140</b>	<b>179</b>	<b>31</b>	<b>79</b>	<b>110</b>	<b>0</b>	<b>0</b>	<b>0</b>	<b>0</b>	<b>0</b>	<b>0</b>	<b>167</b>	<b>441</b>	<b>608</b>	<b>76</b>	<b>194</b>	<b>270</b>	<b>37</b>	<b>136</b>	<b>173</b>	<b>30</b>	<b>77</b>	<b>107</b>	<b>0</b>	<b>1</b>	<b>1</b>	<b>0</b>	<b>0</b>	<b>0</b>	<b>143</b>	<b>408</b>	<b>551</b>	<b>310</b>	<b>849</b>	<b>1159</b>

Source: LIMAY POLYTECHNIC COLLEGE

SEP2021/Limay Polytechnic

**TABLE 4.64**  
**COLEGIO DE SAN JUAN DE LETRAN**  
**COLLEGE ENROLMENT BY YEAR LEVEL**  
*First and Second Semester*  
*PROVINCE OF BATAAN*  
*SY 2021-2022*

COURSE	First Semester																		Second Semester																		Grand total		
	1st Year			2nd Year			3rd Year			4th Year			5th Year			Total			1st Year			2nd Year			3rd Year			4th Year			5th Year			Total			M	F	Total
	M	F	Total	M	F	Total	M	F	Total	M	F	Total	M	F	Total	M	F	Total	M	F	Total	M	F	Total	M	F	Total	M	F	Total	M	F	Total						
AB-CA	0	0	0	0	2	2	3	1	4	1	3	4			0	4	6	10	0	0	0	0	2	2	3	1	4	1	3	4			0	4	6	10	8	12	20
BS-ACCT	3	4	7	0	1	1	0	2	2	3	1	4			0	6	8	14	3	4	7	0	1	1	1	2	3	3	1	4			0	7	8	15	13	16	29
BS-AcT			0			0			0			0			0	0	0	0			0			0			0			0	0	0	0	0	0	0	0	0	0
BS-BA	3	1	4	2	3	5	2	2	4	4	2	6			0	11	8	19	5	0	5	3	4	7	2	2	4	3	2	5			0	13	8	21	24	16	40
BS-EE	7	2	9	0	0	0	0	2	2	0	2	2			0	7	6	13	8	2	10	0	0	0	0	2	2	0	2	2			0	8	6	14	15	12	27
BS-EE1	5	0	5	1	1	2	4	0	4	9	1	10			0	19	2	21	4	0	4	2	1	3	4	0	4	9	1	10			0	19	2	21	38	4	42
BS-HM	10	7	17	2	7	9	1	5	6	5	2	7			0	18	21	39	10	7	17	2	7	9	1	6	7	5	2	7			0	18	22	40	36	43	79
BS-IE			0			0	3	0	3			0			0	3	0	3	0	0	0	0	0	0	3	0	3	0	0	0			0	3	0	3	6	0	6
BS-IT	0	0	0	1	0	1	1	4	5	7	2	9			0	9	6	15	0	0	0	1	0	1	1	4	5	7	2	9			0	9	6	15	18	12	30
BS-PSYCH	4	8	12	4	4	8	3	4	7	4	8	12			0	15	24	39	2	7	9	4	4	8	2	4	6	4	7	11			0	12	22	34	27	46	73
EDUC - ENGLISH	0	0	0	0	0	0	0	0	0	0	1	1			0	0	1	1	0	0	0	0	0	0	0	0	0	0	1	1			0	0	1	1	0	2	2
EDUC - MATH	0	0	0	0	0	0	0	0	0	0	0	0			0	0	0	0			0	0	0	0	0	0	0	0	0	0			0	0	0	0	0	0	0
<b>TOTAL</b>	<b>32</b>	<b>22</b>	<b>54</b>	<b>10</b>	<b>18</b>	<b>28</b>	<b>17</b>	<b>20</b>	<b>37</b>	<b>33</b>	<b>22</b>	<b>55</b>	<b>0</b>	<b>0</b>	<b>0</b>	<b>92</b>	<b>82</b>	<b>174</b>	<b>32</b>	<b>20</b>	<b>52</b>	<b>12</b>	<b>19</b>	<b>31</b>	<b>17</b>	<b>21</b>	<b>38</b>	<b>32</b>	<b>21</b>	<b>53</b>	<b>0</b>	<b>0</b>	<b>0</b>	<b>93</b>	<b>81</b>	<b>174</b>	<b>185</b>	<b>163</b>	<b>348</b>

Source: COLEGIO DE SAN JUAN DE LETRAN

SEP2021/letran

**TABLE 4.65**  
**Philippine Women's University - CDCEC Bataan**  
**COLLEGE ENROLMENT BY YEAR LEVEL**  
*First and Second Semester*  
**PROVINCE OF BATAAN**  
*SY 2021-2022*

COURSE	First Semester															Second Semester															Grand total								
	1st Year			2nd Year			3rd Year			4th Year			5th Year			Total			1st Year			2nd Year			3rd Year			4th Year			5th Year			Total			M	F	Total
	M	F	Total	M	F	Total	M	F	Total	M	F	Total	M	F	Total	M	F	Total	M	F	Total	M	F	Total	M	F	Total	M	F	Total	M	F	Total						
BS in HOTEL & RESTAURANT MANAGEMENT			0			0			0			0			0	0	0	0			0			0			0			0			0	0	0	0	0	0	0
BS in TOURISM MANAGEMENT			0			0			0			0			0	0	0	0			0			0			0			0			0	0	0	0	0	0	0
BS in INFORMATION SYSTEM	13	11	24			0			0			0			0	13	11	24			0			0			0			0			0	13	11	24			
BS in OFFICE ADMINISTRATION			0			0			0			0			0	0	0	0			0			0			0			0			0	0	0	0	0	0	0
ASSOCIATE IN COMPUTER TECHNOLOGY	0	3	3			0			0			0			0	0	3	3			0			0			0			0			0	0	3	3			
2-YR HOTEL & RESTAURANT SERVICES			0			0			0			0			0	0	0	0			0			0			0			0			0	0	0	0	0	0	0
2-yR TOURISM SERVICES			0			0			0			0			0	0	0	0			0			0			0			0			0	0	0	0	0	0	0
2-YR PRACTICAL NURSING			0			0			0			0			0	0	0	0			0			0			0			0			0	0	0	0	0	0	0
1478-HR COMPUTER SECRETARIAL ADMINISTRATION			0			0			0			0			0	0	0	0			0			0			0			0			0	0	0	0	0	0	0
<b>TOTAL</b>	<b>13</b>	<b>14</b>	<b>27</b>	<b>0</b>	<b>0</b>	<b>0</b>	<b>0</b>	<b>0</b>	<b>0</b>	<b>0</b>	<b>0</b>	<b>0</b>	<b>0</b>	<b>0</b>	<b>0</b>	<b>13</b>	<b>14</b>	<b>27</b>	<b>0</b>	<b>0</b>	<b>0</b>	<b>0</b>	<b>0</b>	<b>0</b>	<b>0</b>	<b>0</b>	<b>0</b>	<b>0</b>	<b>0</b>	<b>0</b>	<b>0</b>	<b>0</b>	<b>0</b>	<b>0</b>	<b>0</b>	<b>0</b>	<b>13</b>	<b>14</b>	<b>27</b>

Source: *Philippine Women's University - CDCEC Bataan*

SEP2021/pwu

**Table 4.66**  
**BATAAN PENINSULA STATE UNIVERSITY - Main Campus**  
**NUMBER OF GRADUATES BY COURSE**  
*Province of Bataan*  
*SY 2021-2022*

DEGREE PROGRAMS	MAJOR	No. of Graduating			No. of Graduates		
		Male	Female	Total	Male	Female	Total
Bachelor of Arts in Communication	Creative and Performing Arts			0	13	26	39
	New Media Track			0	5	13	18
Bachelor of Science in Hospitality Management				0	35	62	97
Bachelor of Science in Hotel and Restaurant Management				0	0	1	1
Bachelor of Science in Tourism Management				0	28	73	101
Bachelor of Science in Industrial Technology				0			0
	Automotive			0	35	2	37
	Drafting			0	28	18	46
	Electrical			0	38	3	41
	Electronics			0	22	3	25
	Food			0	0	1	1
	Food and Service Technology			0	4	22	26
	Heating, Ventilating and Air Conditioning Technology			0	11	2	13
	Mechanical Technology			0	32	4	36
	Welding and Fabrication Technology			0	26	5	31
Bachelor of Technical-Vocational Teacher Education	Civil and Construction Technology			0	13	7	20
	Food and Service Management			0	5	17	22
	Garments, Fashion and Design			0	3	26	29
	Hotel and Restautant Services			0	5	23	28
	Mechanical Technology			0	11	0	11
	Welding and Fabrication Technology			0	12	3	15
Bachelor of Science in Computer Science				0			0
	Network and Data Communication			0	14	14	28
	Software Development			0	19	4	23

DEGREE PROGRAMS	MAJOR	No. of Graduating			No. of Graduates		
		Male	Female	Total	Male	Female	Total
Bachelor of Science in Entertainment and Multimedia Computing	Digital Animation Technology			0	12	7	19
				0	11	10	21
Bachelor of Science in Information Technology	Network and Web Application			0	73	47	120
Bachelor of Science in Nursing				0	17	54	71
Bachelor of Science in Midwifery				0	0	5	5
Diploma in Midwifery				0	10	38	48
Bachelor of Science in Architecture				0	4	4	8
Bachelor of Science in Civil Engineering				0	10	7	17
Bachelor of Science in Civil Engineering	Construction and Engineering Management			0	21	17	38
	Structural Engineering			0	21	30	51
Bachelor of Science in Electrical Engineering				0	47	13	60
Bachelor of Science in Electronics Engineering				0	36	30	66
Bachelor of Science In Industrial Engineering				0	36	46	82
Bachelor of Science in Mechanical Engineering				0	125	56	181
<b>Grand Total</b>		<b>0</b>	<b>0</b>	<b>0</b>	<b>782</b>	<b>693</b>	<b>1475</b>

Source: *Bataan Peninsula State University (Main Campus)*

SEP2021/BPSU

**Table 4.67**  
**Bataan Peninsula State University (Balanga Campus)**  
**NUMBER OF GRADUATES BY COURSE**  
*Province of Bataan*  
*SY 2021-2022*

DEGREE PROGRAMS	MAJOR	No. of Graduating			No. of Graduates		
		Male	Female	Total	Male	Female	Total
Bachelor of Science in Accountancy				0	8	51	59
Bachelor of Science in Business Administration				0			0
	Human Resource Development			0	9	59	68
	Marketing Management			0	13	45	58
	Operations Management			0	10	52	62
Bachelor in Public Administration				0	15	65	80
Bachelor in Secondary Education				0			0
	English			0	3	45	48
	Filipino			0	4	41	45
	Mathematics			0	1	0	1
	Music, Arts, Physical Education and Health			0	1	2	3
	Social Studies			0	8	36	44
Bachelor of Arts in Psychology				0	3	64	67
Bachelor of Science in Psychology				0	21	99	120
<b>Grand Total</b>				<b>0</b>	<b>0</b>	<b>0</b>	<b>96</b>
					<b>559</b>	<b>655</b>	

Source: *Bataan Peninsula State University (Balanga Campus)*

SEP2021/BPSU



**Table 4.68**  
**BATAAN PENINSULA STATE UNIVERSITY (Abucay Campus)**  
**NUMBER OF GRADUATES BY COURSE**  
*Province of Bataan*  
*SY 2021-2022*

DEGREE PROGRAMS	MAJOR	No. of Graduating			No. of Graduates		
		Male	Female	Total	Male	Female	Total
Bachelor in Technical-Vocational Teachers Education	Agricultural Crop Production			0	7	18	25
Bachelor of Science in Agriculture	Animal Science			0	15	14	29
Bachelor of Science in Agriculture	Crop Science			0	14	16	30
Bachelor of Science in Agricultural and Biosystems Engineering				0	12	13	25
Consortium Program with Fortunato Halili National Agricultural School				0			0
Bachelor of Secondary Education	T.L.E.			0			0
Bachelor of Science in Agriculture	Animal Science			0			0
Consortium Program with Floridablanca National Agricultural School				0			0
Bachelor of Secondary Education	Agriculture			0			0
<b>Grand Total</b>		<b>0</b>	<b>0</b>	<b>0</b>	<b>48</b>	<b>61</b>	<b>109</b>

Source: **BATAAN PENINSULA STATE UNIVERSITY (Abucay Campus)**

SEP2021/BPSU

**Table 4.69**  
**BATAAN PENINSULA STATE UNIVERSITY (Bagac Campus)**  
**NUMBER OF GRADUATES BY COURSE**  
*Province of Bataan*  
*SY 2021-2022*

DEGREE PROGRAMS	MAJOR	No. of Graduating			No. of Graduates		
		Male	Female	Total	Male	Female	Total
Bachelor of Elementary Education				0	11	41	52
Bachelor of Science in Industrial Technology	Electrical Technology			0	16	4	20
Bachelor of Science in Industrial Technology	Welding and Fabrication Technology			0	4	2	6
<b>Grand Total</b>		<b>0</b>	<b>0</b>	<b>0</b>	<b>31</b>	<b>47</b>	<b>78</b>

Source: *BATAAN PENINSULA STATE UNIVERSITY (Bagac Campus)*

*SEP2021/BPSU*

**Table 4.70**  
**BATAAN PENINSULA STATE UNIVERSITY (Dinalupihan Campus)**  
**NUMBER OF GRADUATES BY COURSE**  
*PROVINCE OF BATAAN*  
*SY 2021-2022*

DEGREE PROGRAMS	MAJOR	No. of Graduating			No. of Graduates		
		Male	Female	Total	Male	Female	Total
Bachelor of Early Childhood Education				0	1	23	24
Bachelor of Elementary Education				0	13	58	71
Bachelor in Secondary Education	Mathematics			0	9	18	27
	Science			0	12	16	28
<b>Grand Total</b>		<b>0</b>	<b>0</b>	<b>0</b>	<b>35</b>	<b>115</b>	<b>150</b>

Source: *BATAAN PENINSULA STATE UNIVERSITY (Dinalupihan Campus)*

*SEP2021/BPSU*

**Table 4.71**  
**Bataan Peninsula State University (Orani Campus)**  
**NUMBER OF GRADUATES BY COURSE**  
*Province of Bataan*  
*SY 2021-2022*

DEGREE PROGRAMS	MAJOR	No. of Graduating			No. of Graduates		
		Male	Female	Total	Male	Female	Total
Bachelor of Science in Fisheries				0	2	4	6
Bachelor of Physical Education				0	25	30	55
Bachelor of Technology and Livelihood Education	Industrial Arts			0	8	9	17
<b>Grand Total</b>		<b>0</b>	<b>0</b>	<b>0</b>	<b>35</b>	<b>43</b>	<b>78</b>

Source: *BATAAN PENINSULA STATE UNIVERSITY (Orani Campus)*

*SEP2021/BPSU*

**Table 4.72**  
**BATAAN HEROES MEMORIAL COLLEGE**  
**NUMBER OF GRADUATES BY COURSE**  
*PROVINCE OF BATAAN*  
*SY 2020-2021*

COURSE	No. of Graduating			No. of Graduates		
	Male	Female	Total	Male	Female	Total
BS - Mechanical Engineering	85	18	103	83	10	93
BS - Civil Engineering	0	0	0	0	0	0
BS - Electrical Engineering	6	1	7	6	1	7
BS - Electronics Engineering	1	0	1	0	0	0
BS - Computer Engineering	0	0	0	0	0	0
BS - Criminology	19	8	27	15	6	21
BS - Information Technology	3	1	4	3	1	4
Associate in Computer Technology	0	0	0	0	0	0
<b>Grand Total</b>	<b>114</b>	<b>28</b>	<b>142</b>	<b>107</b>	<b>18</b>	<b>125</b>

Source: **BATAAN HEROES MEMORIAL COLLEGE**

*SEP2020/bhmc*

**TABLE 4.73**  
**ASIA PACIFIC COLLEGE OF ADVANCED STUDIES**  
**NUMBER OF GRADUATES BY COURSE**  
*PROVINCE OF BATAAN*  
*SY 2021-2022*

COURSE	No. of Graduating			No. of Graduates		
	Male	Female	Total	Male	Female	Total
Bachelor of Science in Information Technology	8	7	15	8	7	15
Bachelor of Science in Criminology	18	15	33	18	15	33
Associate in Computer Technology	1	2	3	1	2	3
Bachelor of Elementary Education	2	15	17	2	15	17
Bachelor of Secondary Education	1	4	5	1	4	5
Bachelor of Arts in Communication	1	-	1	1	-	1
Bachelor of Science in Nursing	9	28	37	9	28	37
Bachelor of Science in Civil Engineering	25	23	48	25	23	48
Bachelor of Science in Customs Administration	11	27	38	11	27	38
Bachelor of Science in Accountancy	-	8	8	-	8	8
Bachelor of Science in Business Administration	3	21	24	3	21	24
Bachelor of Science in Tourism Management	5	24	29	5	24	29
Bachelor of Science in Hotel and Restaurant Management	17	23	40	17	23	40
<b>Grand Total</b>	<b>101</b>	<b>197</b>	<b>298</b>	<b>101</b>	<b>197</b>	<b>298</b>

Source: *ASIA PACIFIC COLLEGE OF ADVANCED STUDIES*

*SEP2021/apcas*

**TABLE 4.74**  
**AMA Computer Learning Center**  
**NUMBER OF GRADUATES BY COURSE**  
*PROVINCE OF BATAAN*  
*SY 2021-2022*

COURSE	No. of Graduating			No. of Graduates		
	Male	Female	Total	Male	Female	Total
ASSOCIATE IN COMPUTER TECHNOLOGY	1	2	3	4	1	5
B.S IN INFORMATION TECHNOLOGY			0	10	5	15
B.S IN BUSINESS ADMINISTRATION			0	0	3	3
B.S IN COMPUTER ENGINEERING			0	8	1	9
<b>TOTAL</b>	<b>1</b>	<b>2</b>	<b>3</b>	<b>22</b>	<b>10</b>	<b>32</b>

Source: *AMA Computer Learning Center*

*SEP2021/ACLC*

**Table 4.75**  
**BATAAN SCHOOL OF FISHERIES**  
**NUMBER OF GRADUATES BY COURSE**  
*PROVINCE OF BATAAN*  
*SY 2019-2020*

COURSE	No. of Graduating			No. of Graduates		
	Male	Female	Total	Male	Female	Total
Bachelor of Science in Fisheries			0			0
<b>TOTAL</b>			<b>0</b>			<b>0</b>

Source: **BATAAN SCHOOL OF FISHERIES**

SEP2020/BSF



**TABLE 4.76**  
**EASTWOODS PROFESSIONAL COLLEGE OF SCIENCE AND TECHNOLOGY - BALANGA CAMPUS**  
**NUMBER OF GRADUATES BY COURSE**  
*PROVINCE OF BATAAN*  
*SY 2021-2022*

COURSE	No. of Graduating			No. of Graduates		
	Male	Female	Total	Male	Female	Total
Bachelor of Science in Computer Engineering	11	7	18	12	6	18
Bachelor of Science in Computer Science	6	3	9	8	1	9
Bachelor of Science in Hotel and Restaurant Management	31	42	73	17	20	37
Bachelor of Science in Information Technology	44	15	59	29	14	43
Associate in Computer Technology	4	2	6	3	0	3
Programming NC IV	0	0	0	0	0	0
Computer Secretarial	0	0	0	0	0	0
Computer Hardware Servicing	0	0	0	0	0	0
Electronics and Electrical Technology	0	0	0	0	0	0
Hotel and Restaurant Services	10	10	20	0	0	0
Tourism Services	0	0	0	0	0	0
Hotel and Restaurant Technology	14	34	48	0	0	0
<b>TOTAL</b>	<b>120</b>	<b>113</b>	<b>233</b>	<b>69</b>	<b>41</b>	<b>110</b>

Source: *EASTWOODS PROFESSIONAL COLLEGE OF SCIENCE AND TECHNOLOGY - BALANGA*

*SEP2021/eastwood balanga*

**TABLE 4.77**  
**EASTWOODS COLLEGE OF SCIENCE AND TECHNOLOGY (Dinalupihan Campus)**  
**NUMBER OF GRADUATES BY COURSE**  
*PROVINCE OF BATAAN*  
*SY 2021-2022*

COURSE	No. of Graduating			No. of Graduates		
	Male	Female	Total	Male	Female	Total
DIPLOMA IN HOTEL & RESTAURANT TECHNOLOGY	31	31	62	27	22	49
DIPLOMA IN INFORMATION TECHNOLOGY	25	5	30			-
DIPLOMA IN CIVIL ENGINEERING TECHNOLOGY	20	6	26	32	19	51
DIPLOMA IN TOURISM TECHNOLOGY MANAGEMENT	12	14	26	8	9	17
<b>GRAND TOTAL</b>	<b>88</b>	<b>56</b>	<b>144</b>	<b>67</b>	<b>50</b>	<b>117</b>

Source: *EASTWOODS COLLEGE OF SCIENCE AND TECHNOLOGY*

*SEP2021/eastwood-dinalupihan*

**TABLE 4.78**  
**TOMAS DEL ROSARIO COLLEGE**  
**NUMBER OF GRADUATES BY COURSE**  
*PROVINCE OF BATAAN*  
*SY 2021-2022*

COURSE	No. of Graduating			No. of Graduates		
	Male	Female	Total	Male	Female	Total
BS Computer Science	3	2	5	3	2	5
BS Accountancy	9	76	85	9	76	85
BS Business Administration Marketing Management	-	-	-	-	-	-
BS Business Administration Operation Management	2	12	14	2	12	14
Bachelor of Elementary Education General	1	17	18	1	17	18
Bachelor of Elementary Education Pre-School Education	-	-	-	-	-	-
<b>TOTAL</b>	<b>15</b>	<b>107</b>	<b>122</b>	<b>15</b>	<b>107</b>	<b>122</b>

Source: TOMAS DEL ROSARIO COLLEGE

SEP2021/trc

**Table 4.79**  
**POLYTECHNIC UNIVERSITY OF THE PHILIPPINES**  
**NUMBER OF GRADUATES BY COURSE**  
*PROVINCE OF BATAAN*  
*SY 2021-2022*

COURSE	MAJOR	No. of Graduating			No. of Graduates		
		Male	Female	Total	Male	Female	Total
POST BACCALAUREATE IN TEACHER EDUCATION (PBTE)		4	14	18	4	14	18
BACHELOR OF SCIENCE IN ACCOUNTANCY (BSA)		0	4	4	0	4	4
BACHELOR IN COMPUTER DATA PROCESSING MANAGEMENT		0	0	0	0	0	0
BACHELOR OF SCIENCE IN BUSINESS ADMINISTRATION (BSBA)	HRDM	29	54	83	29	54	83
BACHELOR OF SCIENCE IN ENTREPRENEURSHIP (BSENT)		16	14	30	16	14	30
BACHELOR OF SCIENCE IN INFORMATION TECHNOLOGY (BSIT)		25	18	43	25	18	43
BACHELOR OF SCIENCE IN INDUSTRIAL ENGINEERING (BSIE)		38	38	76	38	38	76
BACHELOR OF SCIENCE IN ELECTRONICS ENGINEERING (BS-ECE)				0			0
BACHELOR OF ELEMENTARY EDUCATION (BEED)		11	36	47	11	36	47
BACHELOR OF SECONDARY EDUCATION	ENGLISH			0			0
BACHELOR OF SCIENCE IN MANAGEMENT ACCOUNTNG		7	42	49	7	42	49
DIPLOMA IN OFFICE MANAGEMENT TECHNOLOGY (DOMT)	LEGAL OFFICE MGNT.	7	23	30	7	23	30
DIPLOMA IN INFORMATION COMMUNICATION TECHNOLOGY (DICT)		11	9	20	11	9	20
DIPLOMA IN ELECTRONICS ENGINEERING TECHNOLOGY (DECET)		7	6	13	7	6	13
<b>TOTAL</b>		<b>155</b>	<b>258</b>	<b>413</b>	<b>155</b>	<b>258</b>	<b>413</b>

Source: *POLYTECHNIC UNIVERSITY OF THE PHILIPPINES*

*SEP2021/PUP*

**TABLE 4.80**  
**MICROCITY COLLEGE OF BUSINESS AND TECHNOLOGY, INC.**  
**NUMBER OF GRADUATES BY COURSE**  
*PROVINCE OF BATAAN*  
*SY 2021-2022*

COURSE	No. of Graduating			No. of Graduates		
	Male	Female	Total	Male	Female	Total
BS ELECTRONICS ENGINEERING			-			-
BS COMPUTER ENGINEERING	3	2	5	3	2	5
BS COMPUTER SCIENCE	-	3	3	-	3	3
ASSOCIATE IN COMPUTER TECHNOLOGY	3	3	6	3	3	6
2-YR HOTEL AND RESTAURANT MANAGEMENT	2	-	2	2	-	2
<b>TOTAL</b>	<b>8</b>	<b>8</b>	<b>16</b>	<b>8</b>	<b>8</b>	<b>16</b>

Source: **MICROCITY COLLEGE OF BUSINESS AND TECHNOLOGY, INC.**

*SEP2021/microcity*

**TABLE 4.81**  
**MARITIME ACADEMY OF ASIA AND THE PACIFIC**  
**NUMBER OF GRADUATES BY COURSE**  
*PROVINCE OF BATAAN*  
*SY 2021-2022*

DEGREE PROGRAMS	No. of Graduates (May)			No. of Graduates (December)			No. of Graduates (Over-all)		
	Male	Female	Total	Male	Female	Total	Male	Female	Total
Bachelor of Science in Marine Transportation	75	3	78	0	0	0	75	3	78
Bachelor of Science in Marine Engineering	68	5	73	0	0	0	68	5	73
<b>TOTAL</b>	<b>143</b>	<b>8</b>	<b>151</b>	<b>0</b>	<b>0</b>	<b>0</b>	<b>143</b>	<b>8</b>	<b>151</b>

Source: *MARITIME ACADEMY OF ASIA AND THE PACIFIC*

*SEP2021/maap*

**Table 4.82**  
**LIMAY POLYTECHNIC COLLEGE**  
**NUMBER OF GRADUATES BY COURSE**  
*PROVINCE OF BATAAN*  
*SY 2021-2022*

COURSE	MAJOR	No. of Graduating			No. of Graduates		
		Male	Female	Total	Male	Female	Total
Bachelor of Elementary Education	Gen. Education	5	13	18	5	13	18
Bachelor of Secondary Education	English	1	10	11	1	10	11
Bachelor of Secondary Education	Mathematics	2	7	9	2	7	9
Bachelor of Science in Accountancy		2	8	10	2	8	10
Bachelor of Science in Business Administration	Financial Management	1	9	10	1	9	10
Bachelor of Science in Computer Science		15	27	42	15	27	42
Associate in Computer Technology				0			0
<b>TOTAL</b>		<b>26</b>	<b>74</b>	<b>100</b>	<b>26</b>	<b>74</b>	<b>100</b>

Source: **LIMAY POLYTECHNIC COLLEGE**

SEP2021/Limay Polytechnic

**TABLE 4.83**  
**COLEGIO DE SAN JUAN DE LETRAN**  
**NUMBER OF GRADUATES BY COURSE**  
*PROVINCE OF BATAAN*  
*SY 2021-2022*

COURSE	MAJOR	No. of Graduating			No. of Graduates		
		Male	Female	Total	Male	Female	Total
AB-COMM		1	3	4	1	3	4
BS-ACCT		0	0	0	0	0	0
BS-AcT		0	0	0	0	0	0
BS-BA	Financial Management	0	1	1	0	1	1
BS-BA	Human Resource Development Management	0	0	0	0	0	0
BS-BA	Marketing Management	1	1	2	1	1	2
BS-BA	Operations Management	0	0	0	0	0	0
BS-EcE		0	1	1	0	1	1
BS-EE		5	1	6	5	1	6
BS-HM		2	3	5	2	3	5
BS-IE		0	0	0	0	0	0
BS-IT		6	2	8	6	2	8
BS-IT		0	0	0	0	0	0
BS-PSYCH		4	7	11	4	7	11
EDUC	ENGLISH	0	1	1	0	1	1
EDUC	MATH	0	0	0	0	0	0
<b>TOTAL</b>		<b>19</b>	<b>20</b>	<b>39</b>	<b>19</b>	<b>20</b>	<b>39</b>

Source: *COLEGIO DE SAN JUAN DE LETRAN*

*SEP2021/letran*



**TABLE 4.84**  
**Philippine Women's University - CDCEC Bataan**  
**NUMBER OF GRADUATES BY COURSE**  
*PROVINCE OF BATAAN*  
*SY 2021-2022*

COURSE	No. of Graduating			No. of Graduates		
	Male	Female	Total	Male	Female	Total
Bachelor of Science in Hospitality Management			-			-
Bachelor of Science in Tourism Management			-			-
BS in Information System			-	7	4	11
BS in Office Administration			-			-
2-Yr Associate in Computer Technology			-	-	1	1
2-Yr Hotel and Restaurant Services			-			-
2-Yr Tourism Services			-			-
1478-Hr Computer Secretarial Administration			-			-
2-Yr Practical Nursing			-			-
<b>TOTAL</b>	-	-	-	7	5	12

Source: Philippine Women's University - CDCEC Bataan

SEP2021/pwu

**Table 4.85**  
**BATAAN PENINSULA STATE UNIVERSITY**  
**NUMBER OF EXAMINEE AND LICENSE PASSED BY PROFESSION**  
*PROVINCE OF BATAAN*  
*CY 2021*

Course Title	Number of Graduates	School Year Graduated	a. Number of Licensure Exam Takers (Excluding Re-Takers)			b. Number of Licensure Exam Re-Takers	Total (a+b)	Number of Licensure Exam Passers	Name of Licensure Exam	Date of Exam (FY 2020)	Date of Exam's Result Publication	RATING
			Fresh Graduates	Former Graduates	Total							
BS Architecture												
Bachelor of Elementary Education (BgC)												
Bachelor of Elementary Education (DC)												
Bachelor of Elementary Education (OC)												
Bachelor of Secondary Education (AC)												
Bachelor of Secondary Education (BC)												
Bachelor of Secondary Education (DC)												
BS Mechanical Engineering												
Diploma in Midwifery												
BS Electronics Engineering												
BS Electrical Engineering												
BS Civil Engineering												
BS Accountancy												
BS Nursing												
BS Psychometrician (BC)												
<b>Grand Total</b>								-				

Source: **BPSU Main Campus**

SEP2021/BPSU

**Table 4.86**  
**BATAAN HEROES MEMORIAL COLLEGE**  
**NUMBER OF EXAMINEE AND LICENSE PASSED BY PROFESSION**  
*PROVINCE OF BATAAN*  
*CY 2021*

Course Title	Number of Graduates	School Year Graduated	a. Number of Licensure Exam Takers (Excluding Re-Takers)			b. Number of Licensure Exam Re-Takers	Total (a+b)	Number of Licensure Exam Passers	Name of Licensure Exam	Date of Exam	Date of Exam's Result Publication	RATING
			Fresh Graduates	Former Graduates	Total							
BS in Civil Engineering												
BS in Criminology												
BS Mechanical Engineering												
<b>TOTAL</b>												

Source: **BATAAN HEROES MEMORIAL COLLEGE**

SEP2021/bhmc

**TABLE 4.87**  
**ASIA PACIFIC COLLEGE OF ADVANCED STUDIES**  
**NUMBER OF EXAMINEE AND LICENSE PASSED BY PROFESSION**  
*PROVINCE OF BATAAN*  
*CY 2021*

Course Title	Number of Graduates	School Year Graduated	a. Number of Licensure Exam Takers (Excluding Re-Takers)			b. Number of Licensure Exam Re-Takers	Total (a+b)	Number of Licensure Exam Passers	Name of Licensure Exam	Date of Exam	Date of Exam's Result Publication	RATING
			Fresh Graduates	Former Graduates	Total							
Bachelor of Science in Business Administration Major In Marketing Management												
Bachelor of Science in Business Administration Major In Marketing Management												
Bachelor of Science in Accountancy												
Bachelor of Science in Accountancy												
Bachelor of Science in Customs Administration												
Bachelor of Science in Civil Engineering												
Bachelor of Science in Information Technology												
Bachelor of Science in Information Technology												

Course Title	Number of Graduates	School Year Graduated	a. Number of Licensure Exam Takers (Excluding Re-Takers)			b. Number of Licensure Exam Re-Takers	Total (a+b)	Number of Licensure Exam Passers	Name of Licensure Exam	Date of Exam	Date of Exam's Result Publication	RATING
			Fresh Graduates	Former Graduates	Total							
Bachelor of Science in Hotel and Restaurant Management												
Bachelor of Science in Tourism Management												
Bachelor of Science in Criminology												
Bachelor of Arts in Communication												
Bachelor of Science in Nursing												
Bachelor of Science in Nursing												
Bachelor of Elementary Education - General Education												
Bachelor of Elementary Education - General Education												
Bachelor of Secondary Education Major in English												
Associate in Computer Technology												

Source: **ASIA PACIFIC COLLEGE OF ADVANCED STUDIES**

SEP2021/apcas

**TABLE 4.88**  
**TOMAS DEL ROSARIO COLLEGE**  
**NUMBER OF EXAMINEE AND LICENSE PASSED BY PROFESSION**  
*PROVINCE OF BATAAN*  
*CY 2021*

Course Title	Number of Graduates	School Year Graduated	a. Number of Licensure Exam Takers (Excluding Re-Takers)			b. Number of Licensure Exam Re-Takers	Total (a+b)	Number of Licensure Exam Passers	Name of Licensure Exam	Date of Exam	Date of Exam's Result Publication	RATING
			Fresh Graduates	Former Graduates	Total							
Bachelor of Elem. Education												
Bachelor of Science in Accountancy												
TOTAL	0		0	0	0			0				

Source: *TOMAS DEL ROSARIO COLLEGE*

SEP2021/trc

**Table 4.89**  
**POLYTECHNIC UNIVERSITY OF THE PHILIPPINES**  
**NUMBER OF EXAMINEE AND LICENSE PASSED BY PROFESSION**  
*PROVINCE OF BATAAN*  
*CY 2021*

Course Title	Number of Graduates	School Year Graduated	a. Number of Licensure Exam Takers (Excluding Re-Takers)			b. Number of Licensure Exam Re-Takers	Total (a+b)	Number of Licensure Exam Passers	Name of Licensure Exam	Date of Exam	Date of Exam's Result Publication	RATING
			Fresh Graduates	Former Graduates	Total							
Bachelor of Science in Accountancy (BSA)									CPA			
Bachelor of Science in Accountancy (BSA)									CPA			
Bachelor of Science in Electronics & Communications Engineering (BS-ECE)									ECE			
Bachelor of Secondary Education (BSEDEN)									LET			
Bachelor of Secondary Education (BSEDEN)												
Bachelor of Elementary Education (BEED)									LET			
Bachelor of Elementary Education (BEED)									LET			

Source: **POLYTECHNIC UNIVERSITY OF THE PHILIPPINES**

SEP2021/PUP

**TABLE 4.90**  
**MICROCITY COLLEGE OF BUSINESS AND TECHNOLOGY, INC.**  
**NUMBER OF EXAMINEE AND LICENSE PASSED BY PROFESSION**  
*PROVINCE OF BATAAN*  
*CY 2021*

Course Title	Number of Graduates	School Year Graduated	a. Number of Licensure Exam Takers (Excluding Re-Takers)			b. Number of Licensure Exam Re-Takers	Total (a+b)	Number of Licensure Exam Passers	Name of Licensure Exam	Date of Exam	Date of Exam's Result Publication	RATING
			Fresh Graduates	Former Graduates	Total							
B.S ELECTRONICS ENGINEERING												

Source: **MICROCITY COLLEGE OF BUSINESS AND TECHNOLOGY, INC.**

SEP2021/microcity



**TABLE 4.91**  
**MARITIME ACADEMY OF ASIA AND THE PACIFIC**  
**NUMBER OF EXAMINEE AND LICENSE PASSED BY PROFESSION**  
*PROVINCE OF BATAAN*  
*CY 2021*

Course Title	Number of Graduates	School Year Graduated	a. Number of Licensure Exam Takers (Excluding Re-Takers)			b. Number of Licensure Exam Re-Takers	Total (a+b)	Number of Licensure Exam Passers	Name of Licensure Exam	Date of Exam	Date of Exam's Result Publication	RATING
			Fresh Graduates	Former Graduates	Total							
BSMT (1st Batch)												
BSMarE (1st Batch)												
BSMT (2nd Batch)												
BSMT (2nd Batch)												

Source: **MARITIME ACADEMY OF ASIA AND THE PACIFIC**

SEP2021/maap

**Table 4.92**  
**LIMAY POLYTECHNIC COLLEGE**  
**NUMBER OF EXAMINEE AND LICENSE PASSED BY PROFESSION**  
*PROVINCE OF BATAAN*  
*CY 2021*

Course Title	Number of Graduates	School Year Graduated	a. Number of Licensure Exam Takers (Excluding Re-Takers)			b. Number of Licensure Exam Re-Takers	Total (a+b)	Number of Licensure Exam Passers	Name of Licensure Exam	Date of Exam	Date of Exam's Result Publication	RATING
			Fresh Graduates	Former Graduates	Total							
Bachelor of Elementary Education						8		7	LET	September 2021	Nov. 29, 2021	87.50%
Bachelor of Secondary Education						2		0	LET	September 2021	Nov. 30, 2021	0.00%
Bachelor of Science in Accountancy									Licensure Examination for Certified Public Accountant			

Source: **LIMAY POLYTECHNIC COLLEGE**

SEP2021/Limay Polytechnic

**Table 4.93**  
**COLEGIO DE SAN JUAN DE LETRAN**  
**NUMBER OF EXAMINEE AND LICENSE PASSED BY PROFESSION**  
*PROVINCE OF BATAAN*  
 CY 2021

Course Title	Number of Graduates	School Year Graduated	a. Number of Licensure Exam Takers (Excluding Re-Takers)			b. Number of Licensure Exam Re-Takers	Total (a+b)	Number of Licensure Exam Passers	Name of Licensure Exam	Date of Exam	Date of Exam's Result Publication	RATING
			Fresh Graduates	Former Graduates	Total							
Bachelor of Science in Psychology	0	2019-2020							Special Professional Licensure Exam For Psychometrician			
Bachelor of Science in Electronics Engineering	16	2019-2020								NOT YET DUE TO PANDEMIC		
Bachelor of Science in Accountancy	0								CPA Licensure Examination			
Bachelor of Science in Electrical Engineering	2	2019-2020							Registered Electricals Engineer Licensure Examination	NOT YET DUE TO PANDEMIC		
Bachelor of Secondary Education	0								Licensure Exam for Teachers			

Source: **COLEGIO DE SAN JUAN DE LETRAN**

SEP2021/letran

**V. HEALTH,  
NUTRITION AND  
POPULATION  
MANAGEMENT**

**Table 5.0**  
**Public and Private Hospital Directory**  
*Province of Bataan*  
*As of December 2020*

Name of Hospital	Chief of Hospital/Medical Director	Contact Number	Hospital Email Address
<b><i>Public Hospital</i></b>			
Arsenal Kalusugan Hospital	Dr. Angelica Maria T. Maraon	244-5626	arsenal_hospital@yahoo.com
Bagac Community & Medicare Hospital	Dr. Maritesse SD. Teopengco	612-2047 237-1275 0939-505-9241	bagacmch@bataan.gov.ph
Bataan General Hospital and Medical Center	Dr. Glory V. Baltazar	237-3635 237-9771 local 210	bgh_bataan2005@yahoo.com.ph
Dinalupihan District Hospital	Dr. Gena Abara	481-1727 481-1724	g_abara@yahoo.com jcpayumo@bataan.gov.ph
Mariveles District Hospital	Dr. Hector T. Santos	047-619-0372 047-613-4130	mdh@bataan.gov.ph / hts_hec@yahoo.com
Mariveles Mental Hospital	Dr. Ma. Lourdes L. Evangelista	935-4617 0968-854-323	mail@mmh.gov.ph
Orani District Hospital	Dr. Rosalie P. Manubay	237-0757 09063621717	oranidh@bataan.gov.ph

**Table 5.0**  
**Public and Private Hospital Directory**  
*Province of Bataan*  
*As of December 2020*

Name of Hospital	Chief of Hospital/Medical Director	Contact Number	Hospital Email Address
<b><i>Private Hospital</i></b>			
Bataan Peninsula Medical Center	Dr. Mercado D. Sancho	481-2173 481-5969	bpmc888@hotmail.com
Bataan Doctor's Hospital & Medical Center	Dr. Francisco L. Pascual	237-0164 237-2050	batdocs@yahoo.com
Isaac & Catalina Medical Center	Dr. Edgardo B. Guzman	237-1435 237-4002	icmcbalanga@gmail.com
St. Joseph Hospital & Medical Center	Dr. Angel B. Aquino	431-1528 237-0226 loc 111	bsjh_72@yahoo.com
St. Michael Hospital	Dr. Angelito N. Baluyot, Jr.	612-1285	osmhprove@gmail.com
Maheseco Hospital	Dr. Joseph D. Tiangco	935-6743 240-5699	maheseco.hospital@yahoo.com
Bataan Women's Hospital, Inc.	Dr. Salud A. Bagalso	237-4428 09158926845	bwhphic@yahoo.com
Centro Medico Hospital	-	633-0000	

Source: ***Different Public/Private Hospitals***

*SEP2021/pub & priv hosp directory*

**Table 5.1**  
**List of Public and Private Hospitals**  
**With Number of Bed Capacity**  
*Province of Bataan*  
*As of December 2020*

Name of Hospital	Bed Capacity
<b><i>Public Hospital</i></b>	
Arsenal Kalusugan Hospital	15
Bagac Community & Medicare Hospital	20
Bataan General Hospital and Medical Center	500
Dinalupihan District Hospital (JC Payumo)	100
Mariveles District Hospital	43
Mariveles Mental Hospital	700
Orani District Hospital	50
<b>Sub-Total</b>	<b>1428</b>
<b><i>Private Hospital</i></b>	
Bataan Peninsula Medical Center	43
Bataan Doctor's Hospital & Medical Center	100
Isaac & Catalina Medical Center	60
St. Joseph Hospital & Medical Center	50
St. Michael Hospital	10
Maheseco Hospital	12
Bataan Women's Hospital, Inc.	40
<b>Sub-Total</b>	<b>315</b>
<b>Total</b>	<b>1743</b>

*SEP2021/pub & priv hosp no of bed capacity*

Source: ***Different Public/Private Hospitals***

**Table 5.2**  
**Rural Health Unit by City/Municipality**  
*Province of Bataan*  
 CY 2021

City/Municipality Rural Health Unit	Address	Contact Person	Designation	Landline No.	Mobile No.	Email Address
<b>Abucay</b>						
1 Abucay Rural Health Unit 1	Decena Avenue Salian Abucay, Bataan	Dr. Arlene Canoy	MHO	237-1277	9478915532	abucayrhu@gmail.com
<b>Bagac</b>						
1 Bagac Rural Health Unit 1	Bonifacio St. Bagy. Ibaba, Bagac, Bataan	Dr. Michael John Vallarit	MHO	N/A	09989969139	rhubagac@gmail.com
<b>City of Balanga</b>						
1 City Health Office		Dr. Mariano Antonio T. Banzon	City Health Officer	237-4333	9175334795	
2 Balanga Rural Health Unit 1	Sampaguita St. Brgy. San Jose Balanga City	Dr. Jose Ezra Rostrata	RHP	237-2481	9089445854	balanga.rhu1@gmail.com
3 Balanga Rural Health Unit 11	J.P. Rizal St. Itaas Puerto Rivas, Balanga City	Dr. Kathleen Anne Verdadero	RHP	237-2215	9175116227	balanga.rhu2@gmail.com
5 Balanga Rural Health Unit 111	M.H. del Pilar St. Cupang Proper, Balanga City	Dr. Bhen Anthony Bautista	RHP	237-0754	9178572983	balanga.rhu3@gmail.com
6 Balanga Rural Health Unit 1V	Don Antonio St. Villa Lina, Tenejero, Balanga City Bataan	Dr. Karen Reyes	RHP	631-5013	9063362193	cho.rhu4.villalina@gmail.com
<b>Dinalupihan</b>						
1 Dinalupihan Main RHU	Municipal Hall Building San Ramon Dinalupihan, Bataan	Dr. Johna Pauline Mandac	MHO		9218139993	dinalupihan_mho@yahoo.com.ph
2 Dinalupihan Rural Health Unit 1	Padre Dandan St., Dinalupihan Bataan	Dr. Maria Corazon Bautista	Rural Health Physician	636-1512	0917-551-8043	
3 Dinalupihan RHU 11	Brgy. Colo Dinalupihan, Bataan	Dr. Joselito Timple	Rural Health Physician	633-6398		
4 Dinalupihan RHU 111	New San Jose, Dinalupihan, Bataan	Dr. Lahaina Bulaong	Rural Health Physician			
<b>Hermosa</b>						
1 Hermosa Rural Health Unit 1	Brgy. Palihan, Hermosa, Bataan	Dr. Jose Bizmarck David	MHO	612-0547		



**Table 5.2**  
**Rural Health Unit by City/Municipality**  
*Province of Bataan*  
*CY 2021*

City/Municipality Rural Health Unit	Address	Contact Person	Designation	Landline No.	Mobile No.	Email Address
<b>Limay</b>						
1 Limay Rural Health Unit 1	Real St. Limay, Bataan					
<b>Mariveles</b>						
1 Mariveles Main RHU 1	LGU Compound Mariveles, Bataan	Dr. Gerald Sebastian	MHO		9153019270	
2 Mariveles Rural Health Unit 1	LGU Compound Mariveles, Bataan	Dr. Danilo Velasco	Rural Health PHysician	935-6785		
3 Mariveles Rural Health Unit 11	265 Dolores St. Brgy. Cabcabén, Mariveles, Bataan	Dr. Kristine Santos	Rural Health PHysician			
4 Mariveles Rural Health Unit 111	Concepcion St. Poblacion, Mariveles, Bataan	Dr. Michael Soriano	Rural Health PHysician	633-4352		
<b>Morong</b>						
1 Morong Rural Health Unit 1	Burgos St. Poblacion, Morong, Bataan	Dr. Emma Bugay	MHO	N/A		
<b>Orani</b>						
1 Orani Rural Health Unit 1	Doc E.B. Junio St. Parang-Parang, Orani, bataan	Dr. Rachele Silloriquez	Municipal Health Officer	N/A	9175106993	oranirhu@yahoo.com
<b>Orion</b>						
1 Orion Rural Health Unit 1	Pag-asa, Wawa, Orion, Bataan	Dr. Corazon M. Cruz	Municipal Health Officer	244-4284	9255504818	cors.cruz@yahoo.com
<b>Pilar</b>						
1 Pilar Rural Health Unit 1	National Road, Panilao, Pilar, Bataan	Dr. Mary Ellen Enriquez	Municipal Health Officer	237-2913	9178328750	pilarrhu2014@yahoo.com
<b>Samal</b>						
1 Samal Rural Health Unit 1	West Daang Bago, Samal, Bataan	Dr. Cristina Espino	Municipal Health Officer	633-1014	9178668073	tengespino@d@yahoo.com

Source: **Provincial Health Office**

SEP2021/rhu directory

**Table 5.3**  
**LIST OF MEDICAL & LABORATORY CLINIC**  
*Province of Bataan*  
*As of December 2020*

<b>Name of Medical &amp; Laboratory Clinic</b>	
<b>Abucay</b>	
1	E. Ganzon Medical Clinic
2	Henedino M. Vergara Medical Clinic
<b>Bagac</b>	
1	Plaza Pediatric Clinic
2	MD Batol Clinical Laboratory and Medical Clinic
<b>City of Balanga</b>	
1	Ilaya Medical Clinic
2	Bataan Doctors Hospital and Medical Center, Inc.
3	Bataan General Hospital and Medical Center
4	Bataan St. Joseph Hospital and Medical Center Corp.
5	Bataan Women's Hospital Inc.
6	Clinica Nephrologia Dialysis and Medical Center
7	CENTRO MEDICO DE SANTISIMO ROSARIO INC.
8	Mary Queen Of Peace Physical Medicine & Rehabilitation Ctr.
9	Isaac & Catalina Medical Center Inc.
10	Alamani Medical Center
11	Mary's Little Angel Clinic
12	RLMM Dental Diagnostic Center Inc.
13	The One Health Summit Medical Services Corporation
14	Benjie Dental Laboratory
15	Vinluan Medical Clinic
16	WH Diagnostic Center Inc.
17	Batol Multi Specialty Clinic
18	Fabian-Guevarra Polyclinic
19	Bataan Kidney & Dialysis Center
20	Twin Hearts Adult And Pediatric Clinic
21	Cabanag Clinic
22	Ob-Gyne Clinic
23	Sacred Heart EENT & Pediatric Clinic
24	EDGT Lab Tech Diagnostic Center (branch)
25	EDGT Lab. Tech. & Diagnostic Center
26	Lifecare Medi Clinic
27	Angulo Kidney & Maternity Clinic
28	Community Diagnostic Center & Pharma, Inc
29	CTG Internal Medicine clinic
30	Mednet Laboratory and Diagnostic Center
31	Saint Therese Diagnostic Clinic
32	Saint Therese Diagnostic Clinic
33	Grand Capitol Medical Center

## Name of Medical & Laboratory Clinic

### Dinalupihan

- 1 BATAAN PENINSULA MEDICAL CENTER
- 2 CHUA BERGADO MEDICAL & MATERNITY CLINICS
- 3 STO. ROSARIO MATERNITY AND MEDICAL CLINIC
- 4 NATHANIEL R. DATU, MD. FAMILY MEDICAL CLINIC
- 5 DINALUPIHAN AMBULATORY EYE SURGICAL CLINIC
- 6 MEDINA-ESTRELLA MEDICAL CLINIC
- 7 F.B. BAUTISTA MEDICAL CLINIC

### Hermosa

- 1 JNB LABORATORY CARE
- 2 SPECTRO DIAGNOSTICS LABORATORY
- 3 MEDHUB-LAB MULTISPECIALTY AND DIAGNOSTIC CLINIC
- 4 ECTEETH DENTAL CLINIC

### Mariveles

- 1 Reyes-Hernandez Maternity And Lying-In Clinic
- 2 Guzorell Medical And Surgical Clinic
- 3 Blissful Joy Pediatric & Medical Clinic
- 4 Stroche Medical And Diagnostic Clinic
- 5 Saint Nicholas Dialysis Center Inc.
- 6 Una Bella Hearing Center
- 7 Remedios Medical Clinic
- 8 Ace-Our Lady Of Fatima Specialty & Diagnostic Clinic

### Morong

- 1 MENESES-TAÑADA Med.Clinic
- 2 Nathaniel Medical Clinic

### Orani

- 1 STCJ MEDICAL CLINIC
- 2 JAIS DIAGNOSTIC CENTER
- 3 STCJ PEDIATRIC CLINIC
- 4 ORANI DIAGNOSTIC CLINIC
- 5 SPECTRO DIAGNOSTIC LABORATORY
- 6 BATOL-CANLAS DIAGNOSTIC CENTER-ORANI BRANCH
- 7 BATOL-CANLAS DIAGNOSTIC CENTER-MAIN
- 8 J BONGCO MEDICAL CLINIC

### Orion

- 1 Vinluan Medical Clinic
- 1 Salaveria's Maternity & Medical Clinic

### Pilar

- 1 ATS Medical Services
- 2 EBG Medical Services
- 3 LDS Medical Services
- 4 San Lorenzo Birthing Home
- 5 A. Sanchez-Urbano Ob-Gyne Clinic

Source: **M/CBPLO**

SEP2021/health clinics

**Table 5.4**  
**OTHER MEDICAL SERVICES**

*Province of Bataan*  
*As of December 2020*

<b>Other Medical Services</b>	
<b>Abucay</b>	
1	DIOMEL'S HEALTH CARE LABORATORY AND MEDICAL CLINIC
2	PADREPIO DIAGNOSTIC LABORATORY
<b>City of Balanga</b>	
1	Petstop Animal Clinic
2	Jesus and Mary Clinical Laboratory
3	Bright Minds Pediatric Therapy Center Inc.
4	Dacumos Dental & Orthodontics Clinic
5	Cutis Essentials Dermatology And Laser Clinic
6	Cutis Essentials Dermatology And Laser Clinic(Sales)
7	Calimbas Physical Therapy & Orthopedic Ctr.
8	Calimbas Orthopedic & Pediatric Clinic
9	Emma Roque's Skin Clinic
10	Golden Cross Veterinary and Pet Centrum
11	Petneeds Veterinary Care & Grooming Center
12	Man's Best Friend Veterinary Clinic
13	Dermatology Clinic By Joan Catherine D. Banzon M.D
14	ATS Drug Testing Center
15	Little Tykes Children's Clinic
16	Mc Psych Clinic
17	MWR Skin Clinica
18	Povean Heart Center Corporation
19	Hemocare Diagnostic Center
20	In Focus Rehab & Physical Therapy
21	Therafun Intervention Centre
22	Capitol Diagnostics
23	LMD AESTHETIC HUB
24	PIZARRO CLINIC
25	Medicura Health Hub
26	Medicura Health Hub(Lab)

**Table 5.4**  
**OTHER MEDICAL SERVICES**  
*Province of Bataan*  
*As of December 2020*

<b>Other Medical Services</b>
<p><b>Dinalupihan</b></p> <ol style="list-style-type: none"> <li>1 Pizarro Dermatology and Facial Clinic</li> <li>2 DR. ERWINA CORTEZ BASA OB-GYNE CLINIC</li> <li>3 RIVERO PHYSICAL THERAPY CLINIC</li> <li>4 DUQUEZA'S LYING-IN CLINIC</li> <li>5 MANGAHAS EENT CLINIC</li> </ol> <p><b>Mariveles</b></p> <ol style="list-style-type: none"> <li>1 Jamedz Maternity And Lying-In Clinic</li> <li>2 De Leon Valencia Lying In Clinic</li> <li>3 URRQUIA OPTICAL</li> </ol> <p><b>Orani</b></p> <ol style="list-style-type: none"> <li>1 SUI-BO FACIAL CARE</li> <li>2 PIZARRO CLINIC</li> <li>3 ZELE FACIAL AND SLIMMING CENTER</li> <li>4 JANZLE'S FACIAL &amp; BODY CARE</li> <li>5 OLANS FACIAL CARE</li> <li>6 SUKINKEA SALON SPA MASSAGE FACIAL</li> <li>7 LYSA'S FACIAL @ BODY CARE CENTER</li> <li>8 GWEN'S SKIN &amp; CURVES FACIAL CARE</li> <li>9 BRIDGING POTENTIALS THERAPY CENTER</li> <li>10 ORANI KIDNEY AND DIALYSIS CENTER</li> <li>11 KYP TRADING</li> <li>12 ROUEN'S DIAGNOSTIC CENTER</li> </ol>

Source: **M/CBPLO**

SEP2021/health clinics

**Table 5.5**  
**LIST OF DENTAL CLINIC**  
*Province of Bataan*  
*As of December 2020*

<b>Name of Dental Clinic</b>
<b>Abucay</b>
1 Cunanan Dental Clinic
2 PDC Dental Clinic
3 St. Antonine Dental Clinic
4 Tuazon-Tigas Dental Clinic
<b>Bagac</b>
1 Mojica Dental Clinic
<b>City of Balanga</b>
1 C & T Dental Allies
2 Aquino Dental Clinic
3 Arlene S. Tapan Dentista Po
4 Gonzales-Jimenez Dental Clinic
5 Dra. Rosalinda B. Sengia Dental Clinic
6 Esgen Dental Clinic and Diagnostic Center Corp.
7 F.O. Dela Cruz Dental Clinic
8 G.V. CRISTOBAL DENTAL CLINIC
9 Golding Dental Clinic
10 Jun Dental Laboratory
11 KM Suaberon Vergara Dental Clinic
12 LUNETTA MEDICAL DENTAL CLINIC
13 Banzon-Dizon Dental Clinic
14 Ksm Dental Clinica
15 LBL Dental Clinic
16 Gacutan Dental Clinic
17 MCS Dental Hub
18 Gonzales Dental Clinic
19 Dela Cruz Dental & Optical Clinic
20 Dela Cruz Dental & Optical Clinic
21 A.M.S. Dental Clinic
22 Manapil Dental Clinic
23 Anacleto Dental Clinic
24 RRM Dental Clinic
25 Smile Saver Dental Clinic

Name of Dental Clinic
26 Sheena Ignacio Villanueva Dental Clinic
27 Benjie Dental Supply and Clinic
28 VMC Dental Clinic
<b>Dinalupihan</b>
1 DR. ABBY JENNIFER TAMAYO DENTAL CENTER
2 ESTANISLAO DENTAL CLINIC
3 CARBUNGO DENTAL CLINIC
4 HILARIA P. BANSIL DENTAL CLINIC
5 FERNANDEZ-DIGMA DENTAL CLINIC
6 EDITHA S PINEDA DENTAL CLINIC
7 VITERBO DENTAL CLINIC
<b>Mariveles</b>
1 Gabay Dental Clinic
<b>Morong</b>
1 Ma. Fe L. Castro Dental Clinic
<b>Orani</b>
1 MAGPANTAY DENTAL CARE CLINIC
2 CASTILLO DENTAL CLINIC
3 ROWENA S. HERMOSO DENTAL CLINIC
4 DIZON DENTAL CLINIC
5 DEL ROSARIO DENTAL CLINIC
6 PANTIGTARUC DENTAL CLINIC
7 CRISTOBAL DENTAL CLINIC
<b>Orion</b>
1 Mariano-Ebido Dental Clinic
2 St. Anne's Dental Clinic
3 Teopengco Medical Clinic
<b>Pilar</b>
1 5M Dental Laboratory

**Table 5.6**  
**LIST OF OPTICAL CLINIC**  
*Province of Bataan*  
*As of December 2020*

<b>Name Optical Clinic</b>
<p><b>Abucay</b></p> <p>1 V.B. DELA CRUZ OPTICAL CLINIC            2 BASCARA-ILAGAN OPTICAL CLINIC            3 Ganzon Optical Clinic</p> <p><b>Bagac</b></p> <p>1 Palad- Ribano Optical Clinic</p> <p><b>City Of Balanga</b></p> <p>1 Diandrei Optical            2 Bascara Ilagan Optical Clinic            3 Pomer and Urriquia Optical            4 Padilla Optical Clinic            5 Lopez - Daligcon Optical            6 Echavez Optical Clinic            7 Bataan Eye Referral Center            8 Balanga Optical Clinic            9 Mangunay-Madrid Optical</p> <p><b>Dinalupihan</b></p> <p>1 MANGAHAS-SERNA-CAPALUNGAN OPTICAL CLINIC            2 CGA OPTICAL SHOP            3 SMM OPTICAL CLINIC            4 SMM OPTICAL CLINIC</p> <p><b>Mariveles</b></p> <p>1 Urriquia Optical</p> <p><b>Orani</b></p> <p>1 RUBINA PERPETUA DEL ROSARIO SANTOS OPTICAL            2 VIANZON OPHTHALMIC CLINIC</p> <p><b>Orion</b></p> <p>1 Padilla Optical Clinic            2 Parayno-Luna Optical            3 Elizer Madrid Medical-Optical Clinic</p>

Source: *M/CBPLO*

*SEP2021/health clinics*



**Table 5.7**  
**BATAAN GENERAL HOSPITAL AND MEDICAL CENTER**  
**RECORD OF PATIENTS ADMISSION, HOSPITALIZATION PERIOD AND BED OCCUPANCY BY QUARTER**  
*Province of Bataan*  
*CY 2021*

Month	Remaining Patients Last Day of Previous Month	Total Admission (Excluding Newborn)	Newborn	Total Patients	DISCHARGES			Total Discharges	Total Patients as of the Last Day of the Month	Bed Occupancy Rate (%)
					No. of Patients Days	Total Discharges (including Deaths)	No. of Deaths			
January	205	1,097	292	1,389	7,711	1,325	90	1,325	254	94.22%
February	254	927	228	1,155	6,875	1,179	83	1,179	243	93.01%
March	243	1,097	294	1,391	7,275	1,370	89	1,370	255	88.89%
April	255	881	301	1,182	7,987	1,244	146	1,244	220	100.85%
May	220	1,080	293	1,373	8,216	1,276	159	1,276	299	100.39%
June	299	1,024	348	1,372	9,065	1,346	135	1,346	313	114.46%
July	313	1,185	309	1,494	10,173	1,445	210	1,445	360	124.30%
August	360	1,112	367	1,479	10,548	1,470	260	1,470	358	81.60%
September	358	1,177	369	1,546	11,749	1,518	267	1,518	383	93.92%
October	383	1,160	368	1,528	10,564	1,522	182	1,522	347	81.72%
November	347	1,179	394	1,573	9,696	1,653	123	1,653	284	77.51%
December	284	1,310	415	1,725	9,704	1,725	113	1,725	287	75.07%
<b>TOTAL</b>	<b>3,521</b>	<b>13,229</b>	<b>3,978</b>	<b>17,207</b>	<b>109,563</b>	<b>17,073</b>	<b>1,857</b>	<b>17,073</b>	<b>3,603</b>	<b>93.83%</b>

Source: BGHMC

SEP2021/bghmc admission bed occupancy rate

**Table 5.8**  
**ORANI DISTRICT HOSPITAL**  
**RECORD OF PATIENTS ADMISSION, HOSPITALIZATION PERIOD AND BED OCCUPANCY BY QUARTER**  
*Province of Bataan*  
*CY 2021*

Month	Remaining Patients Last Day of Previous Month	Total Admission (Excluding Newborn)	Newborn	Total Patients	DISCHARGES			Total Discharges	Total Patients as of the Last Day of the Month	Bed Occupancy Rate (%)
					No. of Patients Days	Total Discharges (Excluding Deaths)	No. of Deaths			
January	12	198	83	281	651	243	4	243	267	46.66%
February	22	173	59	232	589	231	1	231	249	46.74%
March	15	118	97	215	757	299	2	299	313	54.26%
April	23	207	87	294	710	279	3	279	299	52.59%
May	21	222	85	307	806	285	2	285	312	57.77%
June	22	235	99	334	882	297	3	297	320	65.33%
July	32	258	90	348	969	298	9	298	331	69.46%
August	31	271	131	402	1,082	350	4	350	383	77.56%
September	36	277	126	403	1,124	367	5	367	401	83.25%
October	32	266	128	394	1,201	374	3	374	408	86.09%
November	23	303	103	406	1,089	351	3	351	369	80.66%
December	42	318	117	435	1,224	409	3	409	428	87.74%
<b>TOTAL</b>	311	2846	1205	4,051	11,084	3,783	42	3,783	4,080	67.34%

Source: *Orani District Hospital*

SEP2021/odh admission bed occupancy rate

**Table 5.9**  
**JOSE C. PAYUMO JR. MEMORIAL HOSPITAL (DINALUPIHAN DISTRICT HOSPITAL)**  
**RECORD OF PATIENTS ADMISSION, HOSPITALIZATION PERIOD AND BED OCCUPANCY RATE**  
*Province of Bataan*  
*CY 2021*

Month	Remaining Patients Last Day of Previous Month	Total Admission (Excluding Newborn)	Newborn	Total Patients	D I S C H A R G E S			Total Patients as of the Last Day of the Month	Bed Occupancy Rate (%)	
					No. of Patients Days	Total Discharges (Excluding Deaths)	No. of Deaths			
January	50	402	113	515	1,724	514	16	530	38	55.61%
February	38	335	86	421	1,389	396	15	411	45	49.60%
March	45	351	100	451	1,397	438	17	455	41	45.06%
April	41	284	108	392	1,266	384	6	390	46	42.02%
May	46	333	115	448	1,487	436	7	443	49	47.97%
June	49	312	109	421	1,495	387	12	399	69	49.83%
July	69	357	126	483	1,800	500	12	512	51	58.06%
August	51	429	164	593	2,218	537	32	569	68	71.55%
September	68	369	146	515	2,161	477	35	512	75	72.03%
October	75	327	136	463	1,731	479	12	491	37	55.84%
November	37	354	160	514	1,332	494	8	502	48	44.04%
December	48	361	153	514	1,389	528	5	533	34	44.08%
<b>TOTAL</b>		<b>4,214</b>	<b>1,516</b>	<b>5,730</b>	<b>19,389</b>	<b>5,570</b>	<b>177</b>	<b>5,747</b>	<b>601</b>	<b>52.97%</b>

Source: *Dinalupihan District Hospital*

SEP2021/payumo admission bed occupancy rate

**Table 5.10**  
**BAGAC COMMUNITY AND MEDICARE HOSPITAL**  
**RECORD OF PATIENTS ADMISSION, HOSPITALIZATION PERIOD AND BED OCCUPANCY BY QUARTER**  
*Province of Bataan*  
*CY 2021*

Month	Remaining Patients Last Day of Previous Month	Total Admission (Excluding Newborn)	Newborn	Total Patients	DISCHARGES			Total Discharges	Total Patients as of the Last Day of the Month	Bed Occupancy Rate (%)
					No. of Patients Days	Total Discharges (including Deaths)	No. of Deaths			
January	1	58	19	77	120	70	-	70	3	25.81%
February	3	34	11	45	85	48	-	48	6	20.24%
March	6	19	10	29	81	38	-	38	2	17.42%
April	2	14	9	23	43	24	-	24	2	9.56%
May	2	32	15	47	105	47	-	47	3	22.58%
June	3	18	10	28	49	30	-	30	1	10.89%
July	1	40	21	61	157	55	-	55	7	33.76%
August	7	36	17	53	162	71	1	71	2	34.84%
September	2	28	20	48	114	46	1	46	4	25.33%
October	4	29	20	49	127	49	-	49	4	26.45%
November	4	28	14	42	116	39	-	39	7	25.77%
December	7	26	15	41	83	45	-	45	3	17.85%
<b>TOTAL</b>	<b>42</b>	<b>362</b>	<b>181</b>	<b>543</b>	<b>1,242</b>	<b>562</b>	<b>2</b>	<b>562</b>	<b>44</b>	<b>22.54%</b>

Source: *Bagac Community and Medicare Hospital*

SEP2021/bcmh admission bed occupancy rate

**Table 5.11**  
**MARIVELES DISTRICT HOSPITAL**  
**RECORD OF PATIENTS ADMISSION, HOSPITALIZATION PERIOD AND BED OCCUPANCY BY QUARTER**  
*Province of Bataan*  
*CY 2021*

Month	Remaining Patients Last Day of Previous Month	Total Admission (Excluding Newborn)	Newborn	Total Patients	DISCHARGES			Total Discharges	Total Patients as of the Last Day of the Month	Bed Occupancy Rate (%)
					No. of Patients Days	Total Discharges (excluding Deaths)	No. of Deaths			
January	6	7	-	7	70	6	-	6	7	9.03%
February	7	7	-	7	176	11	-	11	3	24.28%
March	3	21	-	21	227	10	-	10	14	29.29%
April	14	55	-	55	811	42	-	42	27	108.13%
May	27	78	-	78	1,045	67	-	67	38	134.84%
June	38	65	-	65	967	72	-	72	31	128.93%
July	31	80	-	80	1,153	77	1	78	33	148.78%
August	33	73	-	73	1,089	71	-	71	35	140.52%
September	35	57	-	57	908	68	-	68	24	121.07%
October	24	29	-	29	532	42	-	42	11	68.64%
November	11	6	-	6	145	17	-	17	-	19.33%
December	-	4	-	4	61	4	-	4	-	7.87%
<b>TOTAL</b>	<b>229</b>	<b>482</b>	<b>-</b>	<b>482</b>	<b>7,184</b>	<b>487</b>	<b>1</b>	<b>488</b>	<b>223</b>	<b>78.39%</b>

Source: *Mariveles District Hospital*

SEP2021/mdh admission bed occupancy rate

**Table 5.12**  
**TOTAL BIRTHS BY PLACE**  
*Province of Bataan*  
*CY 2015-2021*

Calendar Year	PLACES OF BIRTH				Total
	Home Births	Hospital	Others	Unknown	
2021	-	4,880	0	0	4,880
2020	-	6,042	264	0	6,306
2019	55	17,549	0	0	17,604
2018	248	17,616	34	0	17,898
2017	375	12,874	27	0	13,276
2016	466	10,024	29	0	10,519
2015	637	11,543	81	0	12,261

Source: *Provincial Health Office*

*SEP2021/total births by place*

**Table 5.13**  
**TOTAL BIRTHS BY ATTENDANCE**  
*Province of Bataan*  
*CY 2015-2021*

Calendar Year	Nurse	Midwife	Medical Doctor	HILOT		Others	Unknown	Total
				Trained	Untrained			
2021	15	1,507	3,456	0	0	0	0	4,978
2020	41	1,997	4,123	0	0	0	0	6,161
2019	12	999	16,538	28	0	27	0	17,604
2018	27	1,327	16,954	39	0	30	0	18,377
2017	18	1,799	11,964	57	0	29	0	13,867
2016	23	2,272	8,201	64	0	68	0	10,628
2015	22	2,489	9,538	186	0	55	0	12,290

Source: **Provincial Health Office**

SEP2021/total births by attendance

**Table 5.14**  
**NATALITY BY SEX, AND BY BIRTH WEIGHT**  
*Province of Bataan*  
*CY 2015-2021*

Description	2015		2016		2017		2018		2019		2020		2021	
	No.	%	No.	%	No.	%	No.	%	No.	%	No.	%	No.	%
<b>A. BY SEX</b>														
Male	6,422	52.22	5,410	50.90	7,237	52.18	11,890	64.69	8,857	50.45	3,994	51.76	2,608	50.7
Female	5,876	47.78	5,219	49.10	6,633	47.82	6,489	35.30	8,700	49.55	3,723	48.24	2,536	49.3
<b>T O T A L</b>	<b>12,298</b>	<b>100%</b>	<b>10,629</b>	<b>100%</b>	<b>13,870</b>	<b>100%</b>	<b>18,379</b>	<b>100%</b>	<b>17,557</b>	<b>100%</b>	<b>7,717</b>	<b>100%</b>	<b>5,144</b>	<b>100%</b>
<b>B. BY BIRTH WEIGHT</b>														
Less 2,500 gms.	708	5.76	512	4.82	894	6.45	357	1.94	91	0.52	5947	95	4760	93
2,500 gms. or more	11,564	94.03	10,108	95.10	12,961	93.45	18,013	98.00	4,510	25.61	303	5	348	7
Unknown	26	0.21	9	0.08	17	0.12	9	0.05	12091	68.66	22	0	36	0
<b>T O T A L</b>	<b>12,298</b>	<b>100%</b>	<b>10,629</b>	<b>100%</b>	<b>13,872</b>	<b>100%</b>	<b>18,379</b>	<b>100%</b>	<b>16,692</b>	<b>100%</b>	<b>6,272</b>	<b>100%</b>	<b>5,144</b>	<b>100%</b>

SOURCE: Provincial Health Office

SEP2021/natality by sex



**Table 5.15**  
**Mortality: Ten Leading Causes**  
*Province of Bataan*  
 CY 2021

Leading Causes per 100,000 Population		Number	Rate
1	Myocardial Infarction	283	32.82
2	CVA/CVD	150	17.40
3	Cardio Pulmonary Arrest	120	13.92
4	Pneumonia (inc.CAP, Aspiration)	90	10.44
5	Diabetes Mellitus	88	10.21
6	Hypertensive Cardiovascular Diseases	82	9.51
7	Multiple Organ Failure	69	8.00
8	Undetermined	51	5.91
9	Acute Respiratory Failure	51	5.91
10	Chronic Kidney Disease	46	5.33

Source: **Provincial Health Office**

SEP2021/mortality ten leading causes

**Table 5.16**  
**Infant Mortality: Ten Leading Causes**  
*Province of Bataan*  
*CY 2021*

Leading Causes per 1,000 Live Births	Number	Rate
1 Pneumonia (inc. CAP, Aspiration)	3	0.58
2 Bronchopneumonia	2	0.39
3 Congenital Heart Disease	2	0.39
4 Severe Dehydration	2	0.39
5 Cardio Pulmonary Disease	2	0.39
6 Hypovolemic Shock	1	0.19
7 Malnutrition	1	0.19

Source: **Provincial Health Office**

SEP2021/infant mortality

**Table 5.17**  
**Maternal Deaths: Leading Causes**  
*Province of Bataan*  
*CY 2019*

Leading Cause per 1,000 Live Births	Number	Rate
1 Chronic hypertension with pre-eclampsia	3	0.17
2 Pulmonary tuberculosis	2	0.11
3 Post-partum eclampsia	2	0.11
4 Urine atony	2	0.11
5 2nd degree to post-partum cardiomyopathy	1	0.06
6 R/O amniotic embolism	1	0.06
7 Hypovolemic shock 2nd degree	1	0.06

Source: **Provincial Health Office**

SEP2021/maternal deaths

**Table 5.18**  
**Morbidity: Ten Leading Causes**  
*Province of Bataan*  
*CY 2021*

Leading Causes per 100,000 Population	Number	Rate
1 Acute Respiratory Infection in below 5	5,881	6.82
2 Acute Respiratory Infection for 5 and above	5,458	6.33
3 Wounds (All Kinds)	3,083	3.58
4 Hypertension	3,046	3.53
5 Urinary Tract Infection	2,272	2.64
6 Pain (All Kinds)	1,607	1.86
7 Skin Diseases	1,486	1.72
8 Fever	1,208	1.40
9 Diabetes Mellitus ( All Kinds)	879	1.02
10 Toothache	817	0.95

Source: **Provincial Health Office**

SEP2021/morbidity ten leading causes

**Table 5.19**  
**TOTAL BIRTHS AND DEATHS BY MUNICIPALITY/CITY**  
*Province of Bataan*  
 CY 2021

<b>Municipality/City</b>	<b>Births</b>	<b>Deaths</b>	<b>Net Addition</b>
Abucay	169	200	-31
Bagac	242	153	89
Balanga City	6,055	3,008	3,047
Dinalupihan	2,109	1,105	1,004
Hermosa	68	383	-315
Limay	275	376	-101
Mariveles	537	547	-10
Morong	161	162	-1
Orani	1,110	543	567
Orion	190	387	-197
Samal	7	142	-135
Pilar	41	230	-189
<b>Total</b>	<b>10,964</b>	<b>7,236</b>	<b>3,728</b>

Source: *Provincial Population Office*

SEP2021/total births and deaths

**Table 5.20**  
**COMPARATIVE BIRTHS AND DEATHS REPORT**  
*Province of Bataan*  
*CY 2016-2021*

<b>Calendar Year</b>	<b>Births</b>	<b>Deaths</b>	<b>Net Addition</b>
<b>CY 2021</b>			
Every Year	10,964	4,070	6,894
Every Month	914	339.17	575
Every Week	228.42	84.79	144
Everyday	32.63	12.11	21
<b>CY 2020</b>			
Every Year	11,855	4,594	7,261
Every Month	988	382.833	605
Every Week	247	95.708	151
Everyday	35.285	13.672	22
<b>CY 2019</b>			
Every Year	12,827	4,001	8,826
Every Month	1,069	333.417	736
Every Week	245.996	76.731	169
Everyday	35.142	10.962	24
<b>CY 2018</b>			
Every Year	14,358	4,611	9,747
Every Month	1,197	384	813
Every Week	299	96	203
Everyday	43	14	29
<b>CY 2017</b>			
Every Year	13,896	4,601	9,295
Every Month	1,158	383	775
Every Week	289	95	194
Everyday	41	13	28
<b>CY 2016</b>			
Every Year	15,296	4,640	10,656
Every Month	1,274	386	888
Every Week	324	96	222
Everyday	45	13	31

Source: **Provincial Population Office**

SEP2021/comparative births and deaths

**Table 5.21**  
**NUTRITIONAL STATUS**  
*Province of Bataan*  
*CY 2021*

<b>Degree of Malnutrition</b>	<b>Actual No. of PS Weighed</b>	<b>Number</b>	<b>Rate (%)</b>
Estimated No. of PS Aged (0-71 mos.)	78,526		
Actual No. of PS Weighed	77,362		
OPT % Weighed	98.52%		
Overweight		2,344	3.03%
Normal		72,596	93.84%
Underweight		1,777	2.30%
Severely Underweight		645	0.83%

Source: **Provincial Health Office**

SEP2021/nutritional status

**Table 5.22**  
**Family Planning Acceptors Referred by City/Municipality**  
*Province of Bataan*  
 CY 2021

<b>City/Municipality</b>	<b>Voluntary Surgical Sterilization (VSS)</b>	<b>Reversible Contraceptive Method (RCM)</b>	<b>Natural Family Planning (NFP)</b>	<b>TOTAL</b>
Abucay	0	33	0	33
Bagac	0	61	0	61
Balanga City	3	45	4	52
Dinalupihan	0	10	0	10
Hermosa	0	4	0	4
Limay	0	4	0	4
Mariveles	0	35	0	35
Morong	0	12	0	12
Orani	0	35	0	35
Orion	0	0	0	0
Pilar	0	23	0	23
Samal	0	10	0	10
<b>Total</b>	<b>3</b>	<b>272</b>	<b>4</b>	<b>279</b>

Source: **Provincial Population Office**

SEP2021/family planning acceptors



**Table 5.23**  
**FAMILY PLANNING METHOD**  
**Contraceptive Prevalence Rate (CPR) by City/Municipality**  
*Province of Bataan*  
*CY 2021*

<b>City/Municipality</b>	<b>Eligible Population</b>	<b>Current Users End/Quarter</b>	<b>Contraceptive Prevalence Rate (CPR)</b>
Abucay	11,675	2,035	17%
Bagac	7,886	2,366	30%
City of Balanga			
Dinalupihan	31,143	7,667	25%
Hermosa	19,281	6,473	34%
Limay	19,929	3,425	17%
Mariveles	37,338	6,658	18%
Morong	8,755	2,940	34%
Orani	19,589	3,751	19%
Orion	16,394	4,442	27%
Pilar	12,243	3,100	25%
Samal	10,332	2,865	28%
<b>TOTAL</b>	<b>194,565</b>	<b>45,722</b>	<b>27%</b>

Source: *Provincial Health Office*

*SEP2021/family planning method*

**Table 5.24**  
**ANNUAL (PRE-MARRIAGE COUNSELLING) REPORT**  
**BY CITY/MUNICIPALITY**  
*Province of Bataan*  
*CY 2021*

<b>City/Municipality</b>	<b>Pre-Marriage Applicant</b>
Abucay	142
Bagac	108
Balanga City	333
Dinalupihan	376
Hermosa	202
Limay	222
Mariveles	365
Morong	100
Orani	312
Orion	163
Pilar	122
Samal	171
<b>T O T A L</b>	<b>2,616</b>

Source: *Provincial Population Office*

*SEP2021/pre-marriage counselling*

**Table 5.25**  
**Trends of Vital Health Statistics Over A-5 Year Period**  
*Province of Bataan*  
*CY 2017-2021*

Description	2017	2018	2019	2020	2021
Crude Birth Rate	18.05	23.60	21.46	9	7
Crude Death Rate	3.54	3.07	2.63	2.61	0.21
Infant Mortality Rate	1.73	2.23	2.27	0.04	0.01
Perinatal Mortality Rate	1.8	1.58	2.32		376.86
Maternal Mortality Rate	50.47	48.97	1.08		320.33
Neonatal Mortality Rate	1.51	0.92	1.36		188.43
Death among Child<5 yrs. Old	4.4	3.54	3.81		282.65

Source: **Provincial Health Office**

SEP2021/trends of vital health statistics

**Table 5.26**  
**Provincial Health Office**  
**Program Accomplishments**  
*Province of Bataan*  
*CY 2021*

Program Accomplishments	Eligible Pop.	Number	%
<b>A. MATERNAL CARE PROGRAM (Prenatal Care)</b>			
1 Pregnant w/4 or more PN visits	13,814	7,689	56
2 Pregnant women given 2 doses of TT	13,814	2,676	19
3 Pregnant women given TT2 plus	13,814	5,604	41
4 Pregnant women given complete iron w/ folic acid	13,814	6,998	51
5 Pregnant women given Vit. A supplementation	13814	3736	27
<b>Postpartum Care</b>			
1 PP women w/ at least 2 PP visits	13,814	7,800	56
2 PP women given complete iron	13,814	8,269	60
3 PP women given Vit. A	13,814	7,509	54
4 PP women initiated breastfeeding	5,307	7,286	137.29
<b>B. FAMILY PLANNING</b>			
1 Contraceptive Prevalence Rate (CPR)	194,565	52,380	27
<b>C. CHILD CARE</b>			
<b>Control of Diarrhea Cases (CDD)</b>			
1 Diarrhea cases	N/A	1,527	N/A
2 Diarrhea cases given ORS	N/A	515	N/A
3 Diarrhea cases given ORS w/ Zinc	N/A	1012	N/A
<b>Children with Pneumonia (0-59 mos.)</b>			
1 Pneumonia cases seen	N/A	279	N/A
2 Pneumonia cases given treatment	N/A	275	98.57
<b>Expanded Program on Immunization</b>			
1 Fully Immunized Children	13,814	9,835	71.2
<b>OPT - Weight for Age</b>			
Estimated No. of PS Weighed (0-71 mos.)		N/A	N/A
Actual No. of PS Weighed	N/A		
OPT% Weighed	N/A		
<b>Nutritional Status</b>			
Normal	N/A	61,318	89.37
Overweight	N/A	1,596	2.33
Underweight	N/A		
Severely underweight	N/A		
<b>Sick Children Given Vit. A</b>			
1. Ages 6-11 mos. Seen	N/A	1,077	N/A
6-11 mos. given Vit. A	N/A	302	28.04
2. Ages 12-59 mos. Seen	N/A	2,814	N/A
12-59 mos. given Vit. A	N/A	637	22.64
<b>Infant 6-11 mos./children 12-59 months given Vitamin A</b>			
1 Sick Children 6-11 mos. Seen	Actual seen	1,077	
Sick Children 6-11 months given Vit. A		302	28.04
2 Sick Children 12-59 mos. Seen	Actual seen	2,814	
Sick Children 12-59 months given Vit. A		637	22.64
<b>Infant 2-5 mos. w/ low birth weight seen &amp; given iron</b>			
1 Infant 2-5 mos. w/ low birthweight seen	N/A		N/A
Infant 2-5 mos. given iron			
2 Anemic children 6-11 mos. old seen	N/A		N/A
Anemic children 6-11 mos. given iron	N/A		
3 Anemic children 2-59 mos. old seen	N/A		N/A
Anemic children 2-59 mos. given iron	N/A		
<b>Infants seen &amp; exclusively breastfed until 6 months</b>			
1 Infant age 6 months seen	N/A		N/A
2 Exclusively breastfed until 6 mos.	N/A		N/A

Program Accomplishments	Eligible Pop.	Number	%
<p><b>Newborn referred for screening</b> : DONE C/O MAM OSANG</p> <p><b>Filariasis</b> 1 Case Examined 2 Case Positive 3 MF found + 4 Person given multi-drug ad. 5 Adenolymphangitis Cases</p> <p><b>Malaria</b> <b>Confirmed Case</b> 1 By species 2 By method - Slide - RDT</p> <p><b>By Species</b> 1 P. Faciparum 2 P. Vivax Malaria Case &lt;5 yrs. old Malaria Case &gt;5 yrs. old HHs at risk HHs given ITN Malaria Deaths</p> <p><b>Dental Care</b> 1 Orally fit (12-71 mos.) 2 Given BOHC (12-71 mos.) 3 Adolescent &amp; Youth (10-24 yrs.) 4 Pregnant Women w/ BOHC 5 Older person (60 yrs. &amp; above)</p> <p><b>Tuberculosis</b> 1 Case Detection Rate 2 Treatment success rate</p> <p><b>Leprosy Cases</b> 1 Newly detected cases 2 Less than 15 yr. old 3 Newly det. cases w/ grade 2 disability 4 Leprosy Cases undergoing treatment 5 Cases Cured</p> <p><b>Schistosomiasis</b> 1 Symptomatic Case 2 Positive Case 3 Cases Treated 4 Cases referred to hospital facility 5 Cases Examined 6 Low Intensity 7 Moderate Intensity 8 High Intensity</p> <p><b>Environmental</b> 1 HH w/access to improved/safe water supply Level I Level II Level III 2 HH w/ sanitary toilet 3 HH w/ satisfactory disposal of solid waste 4 HH w/ complete basic sanitation facilities</p> <p><b>Food Establishment</b> 1 Food Establishment w/ Sanitary Permit 2 Food Handlers Food Handlers w/ Health Certificate 3 Salt Samples Tested 4 Salt Samples Tested FOUND (+) for Iodine</p>			

Source: **Provincial Health Office**

sep 2021/ PHO prog

**Table 5.27**  
**ENVIRONMENTAL HEALTH SERVICES BY MUNICIPALITY/CITY**  
*Province of Bataan*  
*as of December 2021*

Municipality/ City	Total No. of Households	Households with access to Improve/ Safe Water Supply		Households with Access to Safe Water						Households with basic Sanitation Facility							
				Level I		Level II		Level III		Total		Septic Tank		Community sewer/sewerage system		Ventillated improved Pit Latrine (VIP)	
				No.	%	No.	%	No.	%	No.	%	No.	%	No.	%	No.	%
<b>Bataan</b>	<b>170,621</b>	<b>155,851</b>	<b>91.34%</b>	<b>29,254</b>	<b>18.77%</b>	<b>8,008</b>	<b>5.14%</b>	<b>118,589</b>	<b>76.09%</b>	<b>163,810</b>	<b>96</b>	<b>163,810</b>	<b>100</b>	<b>0</b>	<b>0</b>	<b>0</b>	<b>0</b>
Abucay	10,573	9,914	93.77%	3,374	34.03%	6,540	65.97%	0	0.00%	11,159	106	11,159	100	0	0	0	0
Bagac	6,769	6,660	98.39%	345	5.18%	0	0.00%	6,315	94.82%	6,520	96	6,520	100	0	0	0	0
Dinalupihan	26,821	21,405	79.81%	3,142	14.68%	517	2.42%	17,746	82.91%	26,402	98	26,402	100	0	0	0	0
Hermosa	16,141	14,798	91.68%	985	6.66%	0	0.00%	13,813	93.34%	15,538	96	15,538	100	0	0	0	0
Limay	17,199	12,265	71.31%	1,415	11.54%	0	0.00%	10,850	88.46%	16,340	95	16,340	100	0	0	0	0
Mariveles	35,139	34,869	99.23%	2,744	7.87%	699	2.00%	31,426	90.13%	34,192	97	34,192	100	0	0	0	0
Morong	7,651	6,412	83.81%	2,842	44.32%	252	3.93%	3,318	51.75%	6,593	86	6,593	100	0	0	0	0
Orani	17,644	17,569	99.57%	693	3.94%	0	0.00%	16,876	96.06%	17,453	99	17,453	100	0	0	0	0
Orion	13,591	13,241	97.42%	5,280	39.88%	0	0.00%	7,961	60.12%	11,633	86	11,633	100	0	0	0	0
Pilar	10,464	10,377	99.17%	2,556	24.63%	0	0.00%	7,821	75.37%	9,689	93	9,689	100	0	0	0	0
Samal	8,629	8,341	96.66%	5,878	70.47%	0	0.00%	2,463	29.53%	8,291	96	8,291	100	0	0	0	0
<b>Balanga City</b>																	

Source: Provincial Health Office/FHSIS

SEP2021/environmental health services

**Table 5.28**  
**Households by Main Source of Water Supply for Drinking by City/Municipality**  
*Bataan 2015*

City/Municipality	Number of Households	Source of Water Supply for Drinking												
		Own use faucet community water system	Shared faucet community water system	Own use tubed/ piped deep well	Shared tubed/ piped deep well	Tubed/ piped shallow well	Dug well	Protected spring	Unprotected spring	Lake river rain and others	Peddler	Bottled water	Others	Not Reported
<b>BATAAN</b>	<b>173,212</b>	<b>65,855</b>	<b>15,753</b>	<b>9,133</b>	<b>37,221</b>	<b>4,628</b>	<b>1,317</b>	<b>8,740</b>	<b>1,583</b>	<b>374</b>	<b>1,142</b>	<b>27,275</b>	<b>191</b>	<b>-</b>
Abucay	9,453	966	1,488	448	5,914	30	4	119	1	4	-	477	2	-
Bagac	6,042	3,387	437	99	442	48	258	435	106	-	11	819	-	-
City of Balanga (Capital)	21,269	8,968	2,271	862	4,160	289	76	270	86	57	17	4,213	-	-
Dinalupihan	23,971	10,219	1,463	2,187	2,838	477	179	1,942	915	36	555	3,160	-	-
Hermosa	14,439	4,534	1,432	1,034	3,994	1,086	385	1,075	94	2	222	566	15	-
Limay	15,345	5,109	2,302	122	3,073	1,095	71	1,519	65	10	41	1,900	38	-
Mariveles	30,847	14,571	2,139	210	1,432	296	272	1,467	123	181	85	10,002	69	-
Morong	6,847	685	795	1,431	1,228	10	14	1,180	49	28	29	1,384	14	-
Orani	15,790	10,212	1,093	1,237	2,686	70	5	312	1	6	6	154	8	-
Orion	12,136	2,830	658	383	5,100	301	32	109	7	4	14	2,659	39	-
Pilar	9,349	2,592	846	675	2,769	441	15	27	127	7	145	1,700	5	-
Samal	7,724	1,782	829	445	3,585	485	6	285	9	39	17	241	1	-

Source: *Philippine Statistics Authority, 2015 Census of Population and Housing*

SEP2021/hh water supply drinking

**Table 5.29**  
**Households by Main Source of Water Supply for Cooking by City/Municipality**  
*Bataan 2015*

City/Municipality	Number of Households	Source of Water Supply for Cooking												
		Own use faucet community water system	Shared faucet community water system	Own use tubed/ piped deep well	Shared tubed/ piped deep well	Tubed/ piped shallow well	Dug well	Protected spring	Unprotected spring	Lake river rain and others	Peddler	Bottled water	Others	Not Reported
<b>BATAAN</b>	<b>173,212</b>	<b>94,371</b>	<b>17,187</b>	<b>11,341</b>	<b>32,613</b>	<b>3,718</b>	<b>1,370</b>	<b>7,220</b>	<b>1,346</b>	<b>563</b>	<b>487</b>	<b>2,877</b>	<b>119</b>	<b>-</b>
Abucay	9,453	1,146	1,518	628	5,777	33	4	129	-	12	1	203	2	-
Bagac	6,042	4,161	418	137	498	44	228	457	66	1	8	21	3	-
City of Balanga (Capital)	21,269	12,887	2,580	1,150	3,433	259	97	229	32	174	1	424	3	-
Dinalupihan	23,971	14,508	1,557	2,261	2,393	349	195	1,186	775	41	220	486	-	-
Hermosa	14,439	6,301	1,077	1,321	3,326	851	217	1,076	111	2	94	50	13	-
Limay	15,345	9,079	2,743	127	1,349	802	50	944	51	14	1	143	42	-
Mariveles	30,847	23,357	2,642	409	1,547	282	514	1,137	110	244	42	544	19	-
Morong	6,847	1,223	1,051	1,822	1,286	10	15	1,248	38	33	6	102	13	-
Orani	15,790	10,357	993	1,244	2,733	63	2	319	2	5	3	63	6	-
Orion	12,136	5,417	720	648	4,263	373	31	92	8	11	11	551	11	-
Pilar	9,349	3,792	1,009	882	2,893	230	5	30	135	7	94	271	1	-
Samal	7,724	2,143	879	712	3,115	422	12	373	18	19	6	19	6	-

Source: *Philippine Statistics Authority, 2015 Census of Population and Housing*

SEP2021/hh water supply cooking



**Table 5.30**  
**Households by Kind of Fuel for Lighting by City/Municipality**  
*Bataan 2015*

City/Municipality	Number of Households	Fuel for Lighting								
		Electricity	Kerosene (gaas)	Liquified Petroleum Gas (LPG)	Oil (vegetable animal and others)	Solar Panel	Solar Lamp	Others	None	Not Reported
<b>BATAAN</b>	<b>173,212</b>	<b>166,776</b>	<b>5,215</b>	<b>132</b>	<b>23</b>	<b>126</b>	<b>179</b>	<b>567</b>	<b>194</b>	<b>-</b>
Abucay	9,453	9,256	165	4	-	1	1	19	7	-
Bagac	6,042	5,849	173	1	-	2	6	11	-	-
City of Balanga (Capital)	21,269	20,655	398	7	7	18	30	144	10	-
Dinalupihan	23,971	23,098	752	7	2	11	25	31	45	-
Hermosa	14,439	13,713	628	16	3	6	16	24	33	-
Limay	15,345	14,483	773	3	1	9	15	50	11	-
Mariveles	30,847	29,926	642	67	3	54	31	85	39	-
Morong	6,847	6,283	521	7	-	3	14	16	3	-
Orani	15,790	15,429	271	4	1	5	29	30	21	-
Orion	12,136	11,482	518	2	2	14	8	101	9	-
Pilar	9,349	9,077	202	14	4	2	2	34	14	-
Samal	7,724	7,525	172	-	-	1	2	22	2	-

Source: *Philippine Statistics Authority, 2015 Census of Population and Housing*

SEP2021/hh kind of fuel lighting

**Table 5.31**  
**SOLID WASTE MANAGEMENT**  
*Province of Bataan*  
*as of December 2021*

<b>LGU</b>	<b>Equipment</b>	<b>Quantity</b>	<b>Make/Type/Capacity</b>	<b>Present Condition</b>
1 Abucay	Dump truck	10	4 cu. m	Serviceable
	Elf truck	1	4 cu. m	Serviceable
	Chariot/tribike with cart	8		Serviceable
	Backhoe	1		Serviceable
	Grader	1		Serviceable
	Bulldozer	1		Serviceable
2 Bagac	Dump truck	3	10 cu. m	For repair (1 unit)
	Tribike with cart/kulong-kulong	6		Serviceable
	Backhoe loader*	1	16 cu. m	For repair
3 City of Balanga	Dump truck	13	7 cu. m	Serviceable
	Garbage Compactor	7	4 cu. m	Serviceable
	Elf truck	1	4 cu. m	Serviceable
	Bulldozer	1		Serviceable
	Back hoe	1		Serviceable
	Garbage Buggy	10		Serviceable
	Bike	7		Serviceable
	Shredder	6		Serviceable
	Bio-waste granulator*	1	32 hp	Serviceable
	Plastic Granulator*	1	32 hp	Serviceable
	Bottle Crusher*	1	16.5	Serviceable
	Vibrator Separator*	1	10 hp	Serviceable
	Sand Vibrator*	1	10 hp	Serviceable
	Mixer for Eco-brick*	1	12 hp	Serviceable
	Brick making machine*	1	16.5	Serviceable
	Rectangular collapsible brick moulds*	200		Serviceable
	Charcoal Briquette Machine	1		Serviceable

LGU	Equipment	Quantity	Make/Type/Capacity	Present Condition
4 Dinalupihan	Dump truck	4	8 cu. m	Serviceable
	Mini dump truck	2	4 cu. m	Serviceable
	Brick making machine*	1	16.5 hp	Serviceable
	Vertical Paddle type mixer*	1	12 hp	Serviceable
	Collapsible brick moulds*	100		
	Sand vibrator*	1	10 hp	Serviceable
	Multi-purpose granulator*	1	32 hp	Serviceable
	Bottle crusher*	1		Serviceable
	Bulldozer	1	16.5	Serviceable
5 Hermosa	Dump truck	5	3 cu. m	Serviceable
	Compactor	1		Serviceable
6 Limay	Dump truck	6	2.8 tons	Serviceable
	Compactor	4	2 tons	Serviceable
	Mini dump truck	1	4 cu. m	Serviceable
	Payloader	1		Serviceable
	Bio-waste granulator*	1	32 hp	Serviceable
	Plastic Granulator*		32 hp	Serviceable
	Bottle Crusher*	1	16.5 hp	Serviceable
	Vibrator Separator*	1	10 hp	Serviceable
	Sand Vibrator*	1	10 hp	Serviceable
	Mixer for Eco-brick*	1	12 hp	Serviceable
	Brick making machine*	1	16.5 hp	Serviceable
	Rectangular collapsible brick moulds*	200		
	7 Mariveles	Dump truck	20	8 cu. m; 12 cu.m
Brick making machine*		1	16.5 hp	Serviceable
	Vertical Paddle type mixer*	1	12 hp	Serviceable
	Collapsible brick moulds*	100		Serviceable
	Sand vibrator*	1	10 hp	Serviceable
	Multi-purpose granulator*	1	32 hp	Serviceable
	Bottle crusher*	1	16.5 hp	Serviceable

<b>LGU</b>	<b>Equipment</b>	<b>Quantity</b>	<b>Make/Type/Capacity</b>	<b>Present Condition</b>
8 Morong	Dump truck	2	Isuzu Rebuilt Forward 10 cu. m	Serviceable
9 Orani	Dump truck	9	Foton 2017: 5 cu. m	Serviceable
	Brick making machine*	1	16.5 hp	Serviceable
	Vertical Paddle type mixer*	1	12 hp	Serviceable
	Collapsible brick moulds*	100		
	Sand vibrator*	1	10 hp	Serviceable
	Multi-purpose granulator*	1	32 hp	For repair
	Bottle crusher*	1	16.5 hp	Serviceable
10 Orion	Dump truck	4	20 kgs.; 15 kgs	Serviceable
	Mini dump truck	1	15 kgs.	Serviceable
	Compactor	1		
	Bulldozer	1		
	Grader	1		
	Payloader	1		
	Bobcat	1		
11 Pilar	Dump truck	1	4.8 cu. m	Serviceable
	Mini dump truck	2	4 cu. m	Serviceable
	Bio-waste granulator*	1	32 hp	Serviceable
	Plastic Granulator*	1	32 hp	Serviceable
	Bottle Crusher*	1	16.5	Serviceable
	Vibrator Separator*	1	10 hp	Serviceable
	Sand Vibrator*	1	10 hp	Serviceable
	Mixer for Eco-brick*	1	12 hp	Serviceable
	Brick making machine*	1	16.5 hp	Serviceable
	Rectangular collapsible bricks*	200		Serviceable

LGU	Equipment	Quantity	Make/Type/Capacity	Present Condition
12 Samal	Dump truck	1	15 cu. m	Serviceable
	Mini dump truck	4	4.6 cu. m	Serviceable
	Backhoe	1		Serviceable
	Loader/Compactor	1		
	Bulldozer	1		
	Brick making machine*	1	16.5 hp	Serviceable
	Vertical Paddle type mixer*	1	12 hp	Serviceable
	Collapsible brick moulds*	1		
	Sand vibrator*	1	10 hp	Serviceable
	Multi-purpose granulator*	1	32 hp	Serviceable
	Bottle crusher*	1	16.5 hp	Serviceable

Source: Provincial Government of Bataan under its SWM Program

sep2021/solidwaste

**VI. HOUSING  
AND  
COMMUNITY  
DEVELOPMENT**

**Table 6.0**  
**OCCUPIED HOUSING UNITS BY CITY/MUNICIPALITY**  
*1960, 1970, 1980, 1990, 2000, 2007, 2010 and 2015*  
*Province of Bataan*

CITY/MUNICIPALITY	1960	1970	1980	1990	2000	2007	2010	2015
<b>BATAAN</b>	<b>23,794</b>	<b>33,040</b>	<b>56,405</b>	<b>77,672</b>	<b>110,925</b>	<b>136,143</b>	<b>147,142</b>	<b>170,152</b>
Abucay	2,211	2,768	3,886	4,790	6,428	8,162	8,430	9,256
Bagac	1,239	1,550	2,400	3,443	4,483	5,071	5,631	6,008
City of Balanga (Capital)	2,968	4,347	6,663	9,236	13,851	16,583	18,325	20,832
Dinalupihan	3,384	4,669	6,582	10,055	14,619	18,370	20,440	23,405
Hermosa	2,044	2,953	4,073	6,143	8,845	10,719	12,029	14,212
Limay	1,174	2,012	4,314	5,916	9,222	11,134	11,977	15,036
Mariveles	1,500	2,515	10,241	12,040	18,489	23,460	25,765	30,691
Morong	983	1,078	1,812	3,283	4,166	5,285	5,680	6,828
Orani	2,622	3,622	5,595	8,036	10,575	12,433	13,056	15,288
Orion	2,401	2,969	4,622	6,193	8,517	9,695	10,760	11,740
Pilar	1,680	2,250	3,195	4,499	6,377	8,613	8,219	9,251
Samal	1,588	2,307	3,022	4,038	5,353	6,618	6,830	7,605

*SOURCE: Philippine Statistics Authority, 2015 Census of Population and Housing*

*SEP2021/occupied housing units*

**Table 6.1**  
**Number of Occupied Housing Units, Number of Households, Household Population, and Ratio of Households**  
**and Household Population to Occupied Housing Units by Type of Building and City/Municipality**  
*Bataan 2015*

Type of Building and City/Municipality	Occupied Housing Units	Number of Households	Household Population	Average Household Size	RATIO	
					Households to Occupied Housing Units	Household Population to Occupied Housing Units
<b><i>BATAAN</i></b>						
<b><i>Total</i></b>	<b><i>170,152</i></b>	<b><i>173,212</i></b>	<b><i>755,296</i></b>	<b><i>4.36</i></b>	<b><i>1.02</i></b>	<b><i>4.44</i></b>
Single house	135,548	138,165	617,316	4.47	1.02	4.55
Duplex	16,818	17,079	71,094	4.16	1.02	4.23
Multi-unit residential	17,556	17,730	65,979	3.72	1.01	3.76
Commercial/industrial/agricultural	135	135	503	3.73	1.00	3.73
Institutional living quarter	14	14	48	3.43	1.00	3.43
Others	8	8	22	2.75	1.00	2.75
Not Reported	73	81	334	4.12	1.11	4.58



Type of Building and City/Municipality	Occupied Housing Units	Number of Households	Household Population	Average Household Size	RATIO	
					Households to Occupied Housing Units	Household Population to Occupied Housing Units
<b>ABUCAY</b>						
<b>Total</b>	<b>9,256</b>	<b>9,453</b>	<b>39,818</b>	<b>4.21</b>	<b>1.02</b>	<b>4.30</b>
Single house	7,643	7,819	33,215	4.25	1.02	4.35
Duplex	862	878	3,579	4.08	1.02	4.15
Multi-unit residential	749	754	3,019	4.00	1.01	4.03
Commercial/industrial/agricultural	2	2	5	2.50	1.00	2.50
Institutional living quarter	-	-	-	-	-	-
Others	-	-	-	-	-	-
Not Reported	-	-	-	-	-	-
<b>BAGAC</b>						
<b>Total</b>	<b>6,008</b>	<b>6,042</b>	<b>26,846</b>	<b>4.44</b>	<b>1.01</b>	<b>4.47</b>
Single house	5,572	5,603	25,061	4.47	1.01	4.50
Duplex	316	318	1,278	4.02	1.01	4.04
Multi-unit residential	116	117	486	4.15	1.01	4.19
Commercial/industrial/agricultural	2	2	14	7.00	1.00	7.00
Institutional living quarter	-	-	-	-	-	-
Others	-	-	-	-	-	-
Not Reported	2	2	7	3.50	1.00	3.50

Type of Building and City/Municipality	Occupied Housing Units	Number of Households	Household Population	Average Household Size	RATIO	
					Households to Occupied Housing Units	Household Population to Occupied Housing Units
<b><i>CITY OF BALANGA (Capital)</i></b>						
<b>Total</b>	<b>20,832</b>	<b>21,269</b>	<b>94,218</b>	<b>4.43</b>	<b>1.02</b>	<b>4.52</b>
Single house	15,560	15,924	72,348	4.54	1.02	4.65
Duplex	2,525	2,568	10,829	4.22	1.02	4.29
Multi-unit residential	2,716	2,745	10,945	3.99	1.01	4.03
Commercial/industrial/agricultural	22	22	70	3.18	1.00	3.18
Institutional living quarter	5	5	11	2.20	1.00	2.20
Others	1	1	1	1.00	1.00	1.00
Not Reported	3	4	14	3.50	1.33	4.67
<b><i>DINALUPIHAN</i></b>						
<b>Total</b>	<b>23,405</b>	<b>23,971</b>	<b>106,169</b>	<b>4.43</b>	<b>1.02</b>	<b>4.54</b>
Single house	19,848	20,354	91,300	4.49	1.03	4.60
Duplex	1,980	2,018	8,467	4.20	1.02	4.28
Multi-unit residential	1,536	1,557	6,230	4.00	1.01	4.06
Commercial/industrial/agricultural	27	27	116	4.30	1.00	4.30
Institutional living quarter	1	1	6	6.00	1.00	6.00
Others	1	1	1	1.00	1.00	1.00
Not Reported	12	13	49	3.77	1.08	4.08

Type of Building and City/Municipality	Occupied Housing Units	Number of Households	Household Population	Average Household Size	RATIO	
					Households to Occupied Housing Units	Household Population to Occupied Housing Units
<b>HERMOSA</b>						
<b>Total</b>	<b>14,212</b>	<b>14,439</b>	<b>65,800</b>	<b>4.56</b>	<b>1.02</b>	<b>4.63</b>
Single house	12,687	12,903	59,297	4.60	1.02	4.67
Duplex	907	914	3,968	4.34	1.01	4.38
Multi-unit residential	594	598	2,421	4.05	1.01	4.08
Commercial/industrial/agricultural	8	8	35	4.38	1.00	4.38
Institutional living quarter	2	2	7	3.50	1.00	3.50
Others	1	1	6	6.00	1.00	6.00
Not Reported	13	13	66	5.08	1.00	5.08
<b>LIMAY</b>						
<b>Total</b>	<b>15,036</b>	<b>15,345</b>	<b>67,826</b>	<b>4.42</b>	<b>1.02</b>	<b>4.51</b>
Single house	11,598	11,851	53,689	4.53	1.02	4.63
Duplex	2,049	2,092	8,670	4.14	1.02	4.23
Multi-unit residential	1,365	1,376	5,375	3.91	1.01	3.94
Commercial/industrial/agricultural	12	12	44	3.67	1.00	3.67
Institutional living quarter	1	1	1	1.00	1.00	1.00
Others	5	5	14	2.80	1.00	2.80
Not Reported	6	8	33	4.13	1.33	5.50

Type of Building and City/Municipality	Occupied Housing Units	Number of Households	Household Population	Average Household Size	RATIO	
					Households to Occupied Housing Units	Household Population to Occupied Housing Units
<b>MARIVELES</b>						
<b>Total</b>	<b>30,691</b>	<b>30,847</b>	<b>125,027</b>	<b>4.05</b>	<b>1.01</b>	<b>4.07</b>
Single house	20,312	20,386	88,279	4.33	1.00	4.35
Duplex	3,299	3,315	12,981	3.92	1.01	3.94
Multi-unit residential	7,036	7,102	23,614	3.32	1.01	3.36
Commercial/industrial/agricultural	37	37	124	3.35	1.00	3.35
Institutional living quarter	4	4	16	4.00	1.00	4.00
Others	-	-	-	-	-	-
Not Reported	3	3	13	4.33	1.00	4.33
<b>MORONG</b>						
<b>Total</b>	<b>6,828</b>	<b>6,847</b>	<b>29,883</b>	<b>4.36</b>	<b>1.00</b>	<b>4.38</b>
Single house	5,848	5,864	25,994	4.43	1.00	4.45
Duplex	641	644	2,662	4.13	1.01	4.15
Multi-unit residential	328	328	1,184	3.61	1.00	3.61
Commercial/industrial/agricultural	3	3	10	3.33	1.00	3.33
Institutional living quarter	-	-	-	-	-	-
Others	-	-	-	-	-	-
Not Reported	8	8	33	4.13	1.00	4.13

Type of Building and City/Municipality	Occupied Housing Units	Number of Households	Household Population	Average Household Size	RATIO	
					Households to Occupied Housing Units	Household Population to Occupied Housing Units
<b>ORANI</b>						
<b>Total</b>	<b>15,288</b>	<b>15,790</b>	<b>66,867</b>	<b>4.23</b>	<b>1.03</b>	<b>4.37</b>
Single house	12,958	13,426	57,338	4.27	1.04	4.43
Duplex	1,199	1,227	5,115	4.17	1.02	4.27
Multi-unit residential	1,104	1,108	4,300	3.88	1.00	3.90
Commercial/industrial/agricultural	9	9	35	3.89	1.00	3.89
Institutional living quarter	-	-	-	-	-	-
Others	-	-	-	-	-	-
Not Reported	18	20	79	3.95	1.11	4.39
<b>ORION</b>						
<b>Total</b>	<b>11,740</b>	<b>12,136</b>	<b>55,834</b>	<b>4.60</b>	<b>1.03</b>	<b>4.76</b>
Single house	9,583	9,924	46,281	4.66	1.04	4.83
Duplex	1,364	1,399	6,112	4.37	1.03	4.48
Multi-unit residential	784	802	3,397	4.24	1.02	4.33
Commercial/industrial/agricultural	4	4	21	5.25	1.00	5.25
Institutional living quarter	-	-	-	-	-	-
Others	-	-	-	-	-	-
Not Reported	5	7	23	3.29	1.40	4.60

Type of Building and City/Municipality	Occupied Housing Units	Number of Households	Household Population	Average Household Size	RATIO	
					Households to Occupied Housing Units	Household Population to Occupied Housing Units
<b>PILAR</b>						
<b>Total</b>	<b>9,251</b>	<b>9,349</b>	<b>41,730</b>	<b>4.46</b>	<b>1.01</b>	<b>4.51</b>
Single house	7,422	7,498	34,061	4.54	1.01	4.59
Duplex	971	984	4,242	4.31	1.01	4.37
Multi-unit residential	850	859	3,401	3.96	1.01	4.00
Commercial/industrial/agricultural	6	6	16	2.67	1.00	2.67
Institutional living quarter	-	-	-	-	-	-
Others	-	-	-	-	-	-
Not Reported	2	2	10	5.00	1.00	5.00
<b>SAMAL</b>						
<b>Total</b>	<b>7,605</b>	<b>7,724</b>	<b>35,278</b>	<b>4.57</b>	<b>1.02</b>	<b>4.64</b>
Single house	6,517	6,613	30,453	4.61	1.02	4.67
Duplex	705	722	3,191	4.42	1.02	4.53
Multi-unit residential	378	384	1,607	4.18	1.02	4.25
Commercial/industrial/agricultural	3	3	13	4.33	1.00	4.33
Institutional living quarter	1	1	7	7.00	1.00	7.00
Others	-	-	-	-	-	-
Not Reported	1	1	7	7.00	1.00	7.00

Source: *Philippine Statistics Authority, 2015 Census of Population and Housing*

SEP2021/occupied hu, hh, hhpop&ratio

**Table 6.2**  
**OCCUPIED HOUSING UNITS BY CONSTRUCTION MATERIALS OF**  
**THE OUTER WALLS AND ROOF**  
*BATAAN 2015*

Construction Materials of the Outer Walls and City/Municipality	Total Occupied Housing Units	CONSTRUCTION MATERIALS OF THE ROOF								
		Galvanized iron/aluminum	Tile/concrete/clay tile	Half galvanized iron and half concrete	Bamboo/cogon/nipa/anahaw	Asbestos	Makeshift/salvaged/improvised materials	Trapal	Others	Not Reported
<b>BATAAN</b>										
<b>Total</b>	<b>170,152</b>	<b>147,470</b>	<b>4,381</b>	<b>8,985</b>	<b>7,610</b>	<b>499</b>	<b>648</b>	<b>452</b>	<b>27</b>	<b>80</b>
Concrete/brick/stone	130,680	124,976	3,637	1,126	418	479	13	13	18	-
Wood	8,185	6,104	285	617	1,028	6	64	81	-	-
Half concrete/brick/stone and half wood	17,807	10,065	397	6,732	554	3	36	20	-	-
Galvanized iron/aluminum	1,205	798	60	154	184	2	1	6	-	-
Bamboo/sawali/cogon/nipa	10,292	4,547	-	296	5,258	-	61	109	-	21
Asbestos	30	26	-	1	-	3	-	-	-	-
Glass	5	5	-	-	-	-	-	-	-	-
Makeshift/salvaged/improvised materials	1,032	423	-	30	86	-	437	52	4	-
Trapal	468	201	-	-	64	-	34	169	-	-
Others	48	36	-	-	5	-	1	1	5	-
No walls	9	6	-	-	1	-	1	1	-	-
Not Reported	391	283	2	29	12	6	-	-	-	59

Construction Materials of the Outer Walls and City/Municipality	Total Occupied Housing Units	CONSTRUCTION MATERIALS OF THE ROOF								
		Galvanized iron/aluminum	Tile/concrete/clay tile	Half galvanized iron and half concrete	Bamboo/cogon/nipa/anahaw	Asbestos	Makeshift/salvaged/improvised materials	Trapal	Others	Not Reported
<b>ABUCAY</b>										
<b>Total</b>	<b>9,256</b>	<b>8,170</b>	<b>80</b>	<b>779</b>	<b>219</b>	<b>-</b>	<b>2</b>	<b>6</b>	<b>-</b>	<b>-</b>
Concrete/brick/stone	6,893	6,743	73	72	5	-	-	-	-	-
Wood	372	291	2	48	31	-	-	-	-	-
Half concrete/brick/stone and half wood	1,392	730	4	649	9	-	-	-	-	-
Galvanized iron/aluminum	49	38	-	2	9	-	-	-	-	-
Bamboo/sawali/cogon/nipa	515	336	-	8	165	-	1	5	-	-
Asbestos	1	1	-	-	-	-	-	-	-	-
Glass	-	-	-	-	-	-	-	-	-	-
Makeshift/salvaged/improvised materials	12	11	-	-	-	-	1	-	-	-
Trapal	4	3	-	-	-	-	-	1	-	-
Others	-	-	-	-	-	-	-	-	-	-
No walls	-	-	-	-	-	-	-	-	-	-
Not Reported	18	17	1	-	-	-	-	-	-	-
<b>BAGAC</b>										
<b>Total</b>	<b>6,008</b>	<b>5,252</b>	<b>309</b>	<b>93</b>	<b>350</b>	<b>1</b>	<b>-</b>	<b>3</b>	<b>-</b>	<b>-</b>
Concrete/brick/stone	4,634	4,327	299	3	4	1	-	-	-	-
Wood	317	235	6	10	66	-	-	-	-	-
Half concrete/brick/stone and half wood	508	417	3	67	21	-	-	-	-	-
Galvanized iron/aluminum	19	15	1	-	3	-	-	-	-	-
Bamboo/sawali/cogon/nipa	511	246	-	12	253	-	-	-	-	-
Asbestos	-	-	-	-	-	-	-	-	-	-
Glass	-	-	-	-	-	-	-	-	-	-
Makeshift/salvaged/improvised materials	1	1	-	-	-	-	-	-	-	-
Trapal	11	5	-	-	3	-	-	3	-	-
Others	-	-	-	-	-	-	-	-	-	-
No walls	-	-	-	-	-	-	-	-	-	-
Not Reported	7	6	-	1	-	-	-	-	-	-



Construction Materials of the Outer Walls and City/Municipality	Total Occupied Housing Units	CONSTRUCTION MATERIALS OF THE ROOF								
		Galvanized iron/aluminum	Tile/concrete/clay tile	Half galvanized iron and half concrete	Bamboo/cogon/nipa/anahaw	Asbestos	Makeshift/salvaged/improvised materials	Trapal	Others	Not Reported
<b><i>CITY OF BALANGA (Capital)</i></b>										
<b>Total</b>	<b>20,832</b>	<b>18,741</b>	<b>224</b>	<b>1,163</b>	<b>625</b>	<b>1</b>	<b>35</b>	<b>20</b>	<b>19</b>	<b>4</b>
Concrete/brick/stone	16,780	16,493	174	65	28	-	1	1	18	-
Wood	978	720	17	110	112	-	10	9	-	-
Half concrete/brick/stone and half wood	2,198	1,134	33	954	74	-	2	1	-	-
Galvanized iron/aluminum	107	69	-	4	34	-	-	-	-	-
Bamboo/sawali/cogon/nipa	672	273	-	25	367	-	5	2	-	-
Asbestos	3	2	-	-	-	1	-	-	-	-
Glass	-	-	-	-	-	-	-	-	-	-
Makeshift/salvaged/improvised materials	35	16	-	1	2	-	14	1	1	-
Trapal	19	4	-	-	6	-	3	6	-	-
Others	-	-	-	-	-	-	-	-	-	-
No walls	-	-	-	-	-	-	-	-	-	-
Not Reported	40	30	-	4	2	-	-	-	-	4
<b><i>DINALUPIHAN</i></b>										
<b>Total</b>	<b>23,405</b>	<b>20,451</b>	<b>796</b>	<b>781</b>	<b>1,307</b>	<b>11</b>	<b>29</b>	<b>26</b>	<b>-</b>	<b>4</b>
Concrete/brick/stone	18,889	17,987	737	58	93	11	3	-	-	-
Wood	830	626	40	34	120	-	3	7	-	-
Half concrete/brick/stone and half wood	1,526	763	19	630	113	-	-	1	-	-
Galvanized iron/aluminum	384	358	-	5	21	-	-	-	-	-
Bamboo/sawali/cogon/nipa	1,651	639	-	49	947	-	6	8	-	2
Asbestos	2	2	-	-	-	-	-	-	-	-
Glass	-	-	-	-	-	-	-	-	-	-
Makeshift/salvaged/improvised materials	49	22	-	2	8	-	14	3	-	-
Trapal	22	10	-	-	3	-	2	7	-	-
Others	11	10	-	-	1	-	-	-	-	-
No walls	4	2	-	-	1	-	1	-	-	-
Not Reported	37	32	-	3	-	-	-	-	-	2

Construction Materials of the Outer Walls and City/Municipality	Total Occupied Housing Units	CONSTRUCTION MATERIALS OF THE ROOF								
		Galvanized iron/aluminum	Tile/concrete/clay tile	Half galvanized iron and half concrete	Bamboo/cogon/nipa/anahaw	Asbestos	Makeshift/salvaged/improvised materials	Trapal	Others	Not Reported
<b>HERMOSA</b>										
<b>Total</b>	<b>14,212</b>	<b>11,968</b>	<b>121</b>	<b>806</b>	<b>1,243</b>	<b>3</b>	<b>58</b>	<b>10</b>	<b>3</b>	<b>-</b>
Concrete/brick/stone	10,070	9,781	88	72	125	3	1	-	-	-
Wood	330	274	1	20	34	-	1	-	-	-
Half concrete/brick/stone and half wood	1,705	979	31	597	94	-	4	-	-	-
Galvanized iron/aluminum	63	50	-	4	7	-	-	2	-	-
Bamboo/sawali/cogon/nipa	1,853	791	-	98	956	-	5	3	-	-
Asbestos	2	1	-	1	-	-	-	-	-	-
Glass	2	2	-	-	-	-	-	-	-	-
Makeshift/salvaged/improvised materials	132	54	-	10	20	-	45	-	3	-
Trapal	19	6	-	-	7	-	2	4	-	-
Others	1	1	-	-	-	-	-	-	-	-
No walls	2	1	-	-	-	-	-	1	-	-
Not Reported	33	28	1	4	-	-	-	-	-	-
<b>LIMAY</b>										
<b>Total</b>	<b>15,036</b>	<b>13,491</b>	<b>447</b>	<b>227</b>	<b>506</b>	<b>12</b>	<b>177</b>	<b>148</b>	<b>-</b>	<b>28</b>
Concrete/brick/stone	12,114	11,641	431	15	16	2	2	7	-	-
Wood	614	452	8	12	103	4	13	22	-	-
Half concrete/brick/stone and half wood	1,032	809	7	177	17	2	9	11	-	-
Galvanized iron/aluminum	38	23	1	7	6	-	1	-	-	-
Bamboo/sawali/cogon/nipa	789	396	-	9	310	-	15	48	-	11
Asbestos	8	8	-	-	-	-	-	-	-	-
Glass	1	1	-	-	-	-	-	-	-	-
Makeshift/salvaged/improvised materials	303	102	-	5	36	-	127	33	-	-
Trapal	75	27	-	-	11	-	10	27	-	-
Others	2	-	-	-	2	-	-	-	-	-
No walls	2	2	-	-	-	-	-	-	-	-
Not Reported	58	30	-	2	5	4	-	-	-	17

Construction Materials of the Outer Walls and City/Municipality	Total Occupied Housing Units	CONSTRUCTION MATERIALS OF THE ROOF								
		Galvanized iron/aluminum	Tile/concrete/clay tile	Half galvanized iron and half concrete	Bamboo/cogon/nipa/anahaw	Asbestos	Makeshift/salvaged/improvised materials	Trapal	Others	Not Reported
<b>MARIVELES</b>										
<b>Total</b>	<b>30,691</b>	<b>26,302</b>	<b>1,472</b>	<b>1,429</b>	<b>606</b>	<b>421</b>	<b>254</b>	<b>179</b>	<b>-</b>	<b>28</b>
Concrete/brick/stone	25,628	23,709	1,252	231	16	413	3	4	-	-
Wood	1,344	876	29	161	214	2	28	34	-	-
Half concrete/brick/stone and half wood	2,348	1,183	186	912	46	-	18	3	-	-
Galvanized iron/aluminum	242	77	5	92	62	2	-	4	-	-
Bamboo/sawali/cogon/nipa	435	157	-	10	241	-	11	16	-	-
Asbestos	9	7	-	-	-	2	-	-	-	-
Glass	1	1	-	-	-	-	-	-	-	-
Makeshift/salvaged/improvised materials	348	139	-	11	8	-	183	7	-	-
Trapal	249	109	-	-	19	-	11	110	-	-
Others	18	17	-	-	-	-	-	1	-	-
No walls	-	-	-	-	-	-	-	-	-	-
Not Reported	69	27	-	12	-	2	-	-	-	28
<b>MORONG</b>										
<b>Total</b>	<b>6,828</b>	<b>5,537</b>	<b>35</b>	<b>240</b>	<b>969</b>	<b>1</b>	<b>21</b>	<b>19</b>	<b>4</b>	<b>2</b>
Concrete/brick/stone	4,180	4,088	32	28	30	1	1	-	-	-
Wood	433	342	1	7	79	-	1	3	-	-
Half concrete/brick/stone and half wood	878	667	1	158	48	-	1	3	-	-
Galvanized iron/aluminum	29	17	1	5	6	-	-	-	-	-
Bamboo/sawali/cogon/nipa	1,237	389	-	40	795	-	4	7	-	2
Asbestos	-	-	-	-	-	-	-	-	-	-
Glass	-	-	-	-	-	-	-	-	-	-
Makeshift/salvaged/improvised materials	37	15	-	1	5	-	12	4	-	-
Trapal	10	3	-	-	4	-	1	2	-	-
Others	6	1	-	-	-	-	1	-	4	-
No walls	-	-	-	-	-	-	-	-	-	-
Not Reported	18	15	-	1	2	-	-	-	-	-

Construction Materials of the Outer Walls and City/Municipality	Total Occupied Housing Units	CONSTRUCTION MATERIALS OF THE ROOF								
		Galvanized iron/aluminum	Tile/concrete/clay tile	Half galvanized iron and half concrete	Bamboo/cogon/nipa/anahaw	Asbestos	Makeshift/salvaged/improvised materials	Trapal	Others	Not Reported
<b>ORANI</b>										
<b>Total</b>	<b>15,288</b>	<b>12,450</b>	<b>477</b>	<b>1,934</b>	<b>395</b>	<b>5</b>	<b>23</b>	<b>4</b>	<b>-</b>	<b>-</b>
Concrete/brick/stone	10,463	9,921	410	109	19	4	-	-	-	-
Wood	812	559	21	146	84	-	2	-	-	-
Half concrete/brick/stone and half wood	3,153	1,417	46	1,647	39	1	2	1	-	-
Galvanized iron/aluminum	54	20	-	24	10	-	-	-	-	-
Bamboo/sawali/cogon/nipa	711	460	-	7	239	-	4	1	-	-
Asbestos	3	3	-	-	-	-	-	-	-	-
Glass	1	1	-	-	-	-	-	-	-	-
Makeshift/salvaged/improvised materials	44	28	-	-	1	-	14	1	-	-
Trapal	5	-	-	-	3	-	1	1	-	-
Others	-	-	-	-	-	-	-	-	-	-
No walls	-	-	-	-	-	-	-	-	-	-
Not Reported	42	41	-	1	-	-	-	-	-	-
<b>ORION</b>										
<b>Total</b>	<b>11,740</b>	<b>10,446</b>	<b>21</b>	<b>514</b>	<b>707</b>	<b>1</b>	<b>12</b>	<b>32</b>	<b>-</b>	<b>7</b>
Concrete/brick/stone	8,046	7,839	16	144	46	1	-	-	-	-
Wood	1,263	1,151	1	4	97	-	4	6	-	-
Half concrete/brick/stone and half wood	1,357	944	4	353	56	-	-	-	-	-
Galvanized iron/aluminum	42	30	-	1	11	-	-	-	-	-
Bamboo/sawali/cogon/nipa	925	402	-	12	490	-	3	16	-	2
Asbestos	-	-	-	-	-	-	-	-	-	-
Glass	-	-	-	-	-	-	-	-	-	-
Makeshift/salvaged/improvised materials	22	14	-	-	2	-	3	3	-	-
Trapal	41	28	-	-	4	-	2	7	-	-
Others	6	5	-	-	1	-	-	-	-	-
No walls	-	-	-	-	-	-	-	-	-	-
Not Reported	38	33	-	-	-	-	-	-	-	5

Construction Materials of the Outer Walls and City/Municipality	Total Occupied Housing Units	CONSTRUCTION MATERIALS OF THE ROOF								
		Galvanized iron/aluminum	Tile/concrete/clay tile	Half galvanized iron and half concrete	Bamboo/cogon/nipa/anahaw	Asbestos	Makeshift/salvaged/improvised materials	Trapal	Others	Not Reported
<b>PILAR</b>										
<b>Total</b>	<b>9,251</b>	<b>8,307</b>	<b>187</b>	<b>298</b>	<b>379</b>	<b>39</b>	<b>32</b>	<b>1</b>	<b>1</b>	<b>7</b>
Concrete/brick/stone	7,740	7,483	20	165	30	39	2	1	-	-
Wood	570	360	156	12	40	-	2	-	-	-
Half concrete/brick/stone and half wood	480	333	11	114	22	-	-	-	-	-
Galvanized iron/aluminum	31	23	-	-	8	-	-	-	-	-
Bamboo/sawali/cogon/nipa	366	83	-	7	268	-	4	-	-	4
Asbestos	1	1	-	-	-	-	-	-	-	-
Glass	-	-	-	-	-	-	-	-	-	-
Makeshift/salvaged/improvised materials	39	14	-	-	3	-	22	-	-	-
Trapal	8	2	-	-	4	-	2	-	-	-
Others	4	2	-	-	1	-	-	-	1	-
No walls	-	-	-	-	-	-	-	-	-	-
Not Reported	12	6	-	-	3	-	-	-	-	3
<b>SAMAL</b>										
<b>Total</b>	<b>7,605</b>	<b>6,355</b>	<b>212</b>	<b>721</b>	<b>304</b>	<b>4</b>	<b>5</b>	<b>4</b>	<b>-</b>	<b>-</b>
Concrete/brick/stone	5,243	4,964	105	164	6	4	-	-	-	-
Wood	322	218	3	53	48	-	-	-	-	-
Half concrete/brick/stone and half wood	1,230	689	52	474	15	-	-	-	-	-
Galvanized iron/aluminum	147	78	52	10	7	-	-	-	-	-
Bamboo/sawali/cogon/nipa	627	375	-	19	227	-	3	3	-	-
Asbestos	1	1	-	-	-	-	-	-	-	-
Glass	-	-	-	-	-	-	-	-	-	-
Makeshift/salvaged/improvised materials	10	7	-	-	1	-	2	-	-	-
Trapal	5	4	-	-	-	-	-	1	-	-
Others	-	-	-	-	-	-	-	-	-	-
No walls	1	1	-	-	-	-	-	-	-	-
Not Reported	19	18	-	1	-	-	-	-	-	-

Source: *Philippine Statistics Authority, 2015 Census of Population and Housing*

SEP2021/occupied hu const'n materials

**Table 6.3**  
**Number of Households by Type of Building, Tenure Status of the Housing Unit/Lot by City/Municipality**  
*Bataan 2015*

Tenure Status of the Housing Unit and Lot and City/Municipality	Number of Households	Type of Building						
		Single house	Duplex	Multi-unit residential	Commercial/ industrial/ agricultural	Institutional living quarter	Others	Not Reported
<b>BATAAN</b>								
<b>Total</b>	<b>173,212</b>	<b>138,165</b>	<b>17,079</b>	<b>17,730</b>	<b>135</b>	<b>14</b>	<b>8</b>	<b>81</b>
Own or owner like possession of house and lot	108,079	92,698	9,259	6,013	53	6	2	48
Rent house/room including lot	22,373	10,289	3,196	8,846	39	1	1	1
Own house rent lot	1,535	1,216	190	126	3	-	-	-
Own house rent-free lot with consent of owner	27,195	22,952	2,740	1,478	6	4	3	12
Own house rent-free lot without consent of owner	3,218	2,608	376	225	1	-	-	8
Rent-free house and lot with consent of owner	10,504	8,147	1,291	1,016	33	3	2	12
Rent-free house and lot without consent of owner	308	255	27	26	-	-	-	-
Not Applicable	-	-	-	-	-	-	-	-
Not Reported	-	-	-	-	-	-	-	-

Tenure Status of the Housing Unit and Lot and City/Municipality	Number of Households	Type of Building						
		Single house	Duplex	Multi-unit residential	Commercial/ industrial/ agricultural	Institutional living quarter	Others	Not Reported
<b>ABUCAY</b>								
<b>Total</b>	<b>9,453</b>	<b>7,819</b>	<b>878</b>	<b>754</b>	<b>2</b>	<b>-</b>	<b>-</b>	<b>-</b>
Own or owner like possession of house and lot	6,487	5,722	501	264	-	-	-	-
Rent house/room including lot	1,079	557	164	356	2	-	-	-
Own house rent lot	52	35	11	6	-	-	-	-
Own house rent-free lot with consent of owner	1,053	855	134	64	-	-	-	-
Own house rent-free lot without consent of owner	110	91	10	9	-	-	-	-
Rent-free house and lot with consent of owner	658	546	57	55	-	-	-	-
Rent-free house and lot without consent of owner	14	13	1	-	-	-	-	-
Not Applicable	-	-	-	-	-	-	-	-
Not Reported	-	-	-	-	-	-	-	-
<b>BAGAC</b>								
<b>Total</b>	<b>6,042</b>	<b>5,603</b>	<b>318</b>	<b>117</b>	<b>2</b>	<b>-</b>	<b>-</b>	<b>2</b>
Own or owner like possession of house and lot	3,681	3,448	183	48	1	-	-	1
Rent house/room including lot	239	203	14	22	-	-	-	-
Own house rent lot	79	66	12	1	-	-	-	-
Own house rent-free lot with consent of owner	1,501	1,399	74	28	-	-	-	-
Own house rent-free lot without consent of owner	58	51	6	1	-	-	-	-
Rent-free house and lot with consent of owner	452	406	27	17	1	-	-	1
Rent-free house and lot without consent of owner	32	30	2	-	-	-	-	-
Not Applicable	-	-	-	-	-	-	-	-
Not Reported	-	-	-	-	-	-	-	-

Tenure Status of the Housing Unit and Lot and City/Municipality	Number of Households	Type of Building						
		Single house	Duplex	Multi-unit residential	Commercial/ industrial/ agricultural	Institutional living quarter	Others	Not Reported
<b><i>CITY OF BALANGA (Capital)</i></b>								
<b><i>Total</i></b>	<b>21,269</b>	<b>15,924</b>	<b>2,568</b>	<b>2,745</b>	<b>22</b>	<b>5</b>	<b>1</b>	<b>4</b>
Own or owner like possession of house and lot	13,666	11,158	1,448	1,053	5	2	-	-
Rent house/room including lot	3,165	1,406	500	1,251	7	-	-	1
Own house rent lot	231	154	45	32	-	-	-	-
Own house rent-free lot with consent of owner	2,405	1,917	289	196	-	2	-	1
Own house rent-free lot without consent of owner	470	307	102	60	-	-	-	1
Rent-free house and lot with consent of owner	1,284	946	178	147	10	1	1	1
Rent-free house and lot without consent of owner	48	36	6	6	-	-	-	-
Not Applicable	-	-	-	-	-	-	-	-
Not Reported	-	-	-	-	-	-	-	-
<b><i>DINALUPIHAN</i></b>								
<b><i>Total</i></b>	<b>23,971</b>	<b>20,354</b>	<b>2,018</b>	<b>1,557</b>	<b>27</b>	<b>1</b>	<b>1</b>	<b>13</b>
Own or owner like possession of house and lot	18,134	15,904	1,369	833	19	-	1	8
Rent house/room including lot	2,021	1,255	305	456	5	-	-	-
Own house rent lot	131	110	11	10	-	-	-	-
Own house rent-free lot with consent of owner	1,979	1,684	151	140	2	1	-	1
Own house rent-free lot without consent of owner	120	110	8	1	-	-	-	1
Rent-free house and lot with consent of owner	1,550	1,261	172	113	1	-	-	3
Rent-free house and lot without consent of owner	36	30	2	4	-	-	-	-
Not Applicable	-	-	-	-	-	-	-	-
Not Reported	-	-	-	-	-	-	-	-



Tenure Status of the Housing Unit and Lot and City/Municipality	Number of Households	Type of Building						
		Single house	Duplex	Multi-unit residential	Commercial/ industrial/ agricultural	Institutional living quarter	Others	Not Reported
<b>HERMOSA</b>								
<b>Total</b>	<b>14,439</b>	<b>12,903</b>	<b>914</b>	<b>598</b>	<b>8</b>	<b>2</b>	<b>1</b>	<b>13</b>
Own or owner like possession of house and lot	7,697	7,016	408	260	3	1	-	9
Rent house/room including lot	961	659	100	200	2	-	-	-
Own house rent lot	409	348	45	16	-	-	-	-
Own house rent-free lot with consent of owner	3,752	3,444	240	64	-	1	1	2
Own house rent-free lot without consent of owner	176	158	12	6	-	-	-	-
Rent-free house and lot with consent of owner	1,426	1,260	109	52	3	-	-	2
Rent-free house and lot without consent of owner	18	18	-	-	-	-	-	-
Not Applicable	-	-	-	-	-	-	-	-
Not Reported	-	-	-	-	-	-	-	-
<b>LIMAY</b>								
<b>Total</b>	<b>15,345</b>	<b>11,851</b>	<b>2,092</b>	<b>1,376</b>	<b>12</b>	<b>1</b>	<b>5</b>	<b>8</b>
Own or owner like possession of house and lot	7,683	6,313	844	517	6	-	1	2
Rent house/room including lot	1,789	974	383	426	4	1	1	-
Own house rent lot	48	33	13	2	-	-	-	-
Own house rent-free lot with consent of owner	4,375	3,400	657	312	-	-	2	4
Own house rent-free lot without consent of owner	704	609	62	32	-	-	-	1
Rent-free house and lot with consent of owner	715	496	129	86	2	-	1	1
Rent-free house and lot without consent of owner	31	26	4	1	-	-	-	-
Not Applicable	-	-	-	-	-	-	-	-
Not Reported	-	-	-	-	-	-	-	-

Tenure Status of the Housing Unit and Lot and City/Municipality	Number of Households	Type of Building						
		Single house	Duplex	Multi-unit residential	Commercial/ industrial/ agricultural	Institutional living quarter	Others	Not Reported
<b>MARIVELES</b>								
<b>Total</b>	<b>30,847</b>	<b>20,386</b>	<b>3,315</b>	<b>7,102</b>	<b>37</b>	<b>4</b>	<b>-</b>	<b>3</b>
Own or owner like possession of house and lot	16,755	13,638	1,613	1,485	14	2	-	3
Rent house/room including lot	8,907	2,761	1,118	5,018	10	-	-	-
Own house rent lot	221	173	12	33	3	-	-	-
Own house rent-free lot with consent of owner	2,772	2,205	305	260	2	-	-	-
Own house rent-free lot without consent of owner	821	647	97	76	1	-	-	-
Rent-free house and lot with consent of owner	1,322	922	164	227	7	2	-	-
Rent-free house and lot without consent of owner	49	40	6	3	-	-	-	-
Not Applicable	-	-	-	-	-	-	-	-
Not Reported	-	-	-	-	-	-	-	-
<b>MORONG</b>								
<b>Total</b>	<b>6,847</b>	<b>5,864</b>	<b>644</b>	<b>328</b>	<b>3</b>	<b>-</b>	<b>-</b>	<b>8</b>
Own or owner like possession of house and lot	2,632	2,324	205	103	-	-	-	-
Rent house/room including lot	388	259	73	56	-	-	-	-
Own house rent lot	18	18	-	-	-	-	-	-
Own house rent-free lot with consent of owner	2,857	2,520	253	83	-	-	-	1
Own house rent-free lot without consent of owner	317	284	23	5	-	-	-	5
Rent-free house and lot with consent of owner	615	441	88	81	3	-	-	2
Rent-free house and lot without consent of owner	20	18	2	-	-	-	-	-
Not Applicable	-	-	-	-	-	-	-	-
Not Reported	-	-	-	-	-	-	-	-

Tenure Status of the Housing Unit and Lot and City/Municipality	Number of Households	Type of Building						
		Single house	Duplex	Multi-unit residential	Commercial/ industrial/ agricultural	Institutional living quarter	Others	Not Reported
<b>ORANI</b>								
<b>Total</b>	<b>15,790</b>	<b>13,426</b>	<b>1,227</b>	<b>1,108</b>	<b>9</b>	<b>-</b>	<b>-</b>	<b>20</b>
Own or owner like possession of house and lot	11,823	10,427	822	552	3	-	-	19
Rent house/room including lot	1,436	872	163	397	4	-	-	-
Own house rent lot	73	53	9	11	-	-	-	-
Own house rent-free lot with consent of owner	1,602	1,407	116	77	1	-	-	1
Own house rent-free lot without consent of owner	29	27	2	-	-	-	-	-
Rent-free house and lot with consent of owner	818	634	114	69	1	-	-	-
Rent-free house and lot without consent of owner	9	6	1	2	-	-	-	-
Not Applicable	-	-	-	-	-	-	-	-
Not Reported	-	-	-	-	-	-	-	-
<b>ORION</b>								
<b>Total</b>	<b>12,136</b>	<b>9,924</b>	<b>1,399</b>	<b>802</b>	<b>4</b>	<b>-</b>	<b>-</b>	<b>7</b>
Own or owner like possession of house and lot	7,132	6,131	707	289	-	-	-	5
Rent house/room including lot	986	552	175	257	2	-	-	-
Own house rent lot	136	126	6	4	-	-	-	-
Own house rent-free lot with consent of owner	2,750	2,292	307	149	1	-	-	1
Own house rent-free lot without consent of owner	281	211	48	22	-	-	-	-
Rent-free house and lot with consent of owner	829	596	155	76	1	-	-	1
Rent-free house and lot without consent of owner	22	16	1	5	-	-	-	-
Not Applicable	-	-	-	-	-	-	-	-
Not Reported	-	-	-	-	-	-	-	-

Tenure Status of the Housing Unit and Lot and City/Municipality	Number of Households	Type of Building						
		Single house	Duplex	Multi-unit residential	Commercial/ industrial/ agricultural	Institutional living quarter	Others	Not Reported
<b>PILAR</b>								
<b>Total</b>	<b>9,349</b>	<b>7,498</b>	<b>984</b>	<b>859</b>	<b>6</b>	<b>-</b>	<b>-</b>	<b>2</b>
Own or owner like possession of house and lot	6,356	5,345	624	385	1	-	-	1
Rent house/room including lot	905	477	123	303	2	-	-	-
Own house rent lot	36	24	5	7	-	-	-	-
Own house rent-free lot with consent of owner	1,425	1,185	153	87	-	-	-	-
Own house rent-free lot without consent of owner	86	72	5	9	-	-	-	-
Rent-free house and lot with consent of owner	538	392	74	68	3	-	-	1
Rent-free house and lot without consent of owner	3	3	-	-	-	-	-	-
Not Applicable	-	-	-	-	-	-	-	-
Not Reported	-	-	-	-	-	-	-	-
<b>SAMAL</b>								
<b>Total</b>	<b>7,724</b>	<b>6,613</b>	<b>722</b>	<b>384</b>	<b>3</b>	<b>1</b>	<b>-</b>	<b>1</b>
Own or owner like possession of house and lot	6,033	5,272	535	224	1	1	-	-
Rent house/room including lot	497	314	78	104	1	-	-	-
Own house rent lot	101	76	21	4	-	-	-	-
Own house rent-free lot with consent of owner	724	644	61	18	-	-	-	1
Own house rent-free lot without consent of owner	46	41	1	4	-	-	-	-
Rent-free house and lot with consent of owner	297	247	24	25	1	-	-	-
Rent-free house and lot without consent of owner	26	19	2	5	-	-	-	-
Not Applicable	-	-	-	-	-	-	-	-
Not Reported	-	-	-	-	-	-	-	-

Source: *Philippine Statistics Authority, 2015 Census of Population and Housing*

SEP2021/hh type of bldg & tenure status of HU

**Table 6.4**  
**List of Subdivisions**  
*Municipality of Abucay*  
*Province of Bataan*  
*CY 2019*

Name of Subdivision	Barangay	Total Area/Hectares	No. of Lots	Name of Developer	Kind of Subdivision		Remarks
					Government	Privately Owned	
1 San Andres Subdivision	Capitangan	0.7898	93	LGU-Abucay	/		
2 Friendship Village Subd.	Laon	1.0755		Roberto R. Rosas		/	
3 Ganzon Village Subd.	Calaylayan-Mabatang	10.7 has.	230	Tri-ta Land Devt. Corp.		/	
4 Luneta Homes	Salian	1.8658		Herminia G. Tagle		/	
5 Kiddyland Subd.	Capitangan	0.3364	7	Rosa O. Vitangcol		/	
6 Mimosa/NRM Heights Subd.	Salian	3.0955	90	Nestor R. Mendoza		/	
7 Sacred Heart Village	Gabon	0.502	37	Zenaida V. Alba		/	
8 Santisville Subdivision	Salian-Capitangan	1.2795		Santana Land		/	
9 Silverland Homes Subd.	Capitangan	3.4		Nicolas Balderia		/	
10 St. Ignatius Homes Subd.	Capitangan	2.0251	82	Luisa D. Ganzon		/	
11 St. Leonard/St. Leonora Homes Subd.	Mabatang	3.0159	810	LGTM Corp.	/	/	
12 Roseville Subdivision	Mabatang	14.7888	99			/	
13 Faith Village Subdivision	Calaylayan	2.0011	196	Faith Village Devt Corp		/	
14 Irishville Subdivision	Mabatang	3.4528		Santana Land		/	
15 Roseville II Subdivision	Mabatang	15				/	
16 Santisville Subdivision	Capitangan	3.2326		Santana Land		/	
17 Santana Socialized	Gabon	3		Santana Land		/	

Source: **MPDC**

SEP2021/list of subdivisions

**Table 6.5**  
**List of Subdivisions**  
*Municipality of Bagac*  
*Province of Bataan*  
*CY 2019*

Name of Subdivision	Barangay	Total Area/Hectares	No. of Lots	Name of Developer	Year Constructed	Kind of Subdivision		Remarks
						Government	Privately Owned	
1 Overland Phase 2	A. Ricardo	50003 sq.m.		Sps Remegio Beltran & Carolina Naval			/	
2 Residencia de Floen	Saysain	32,968 sq.m.		Golden Frontier Era Land Corp.			/	
3								
4								
5								
6								

Source: **MPDC**

SEP2021/list of subdivisions

**Table 6.6**  
**List of Subdivisions**  
*City of Balanga*  
*Province of Bataan*  
*CY 2021*

Name of Subdivision	Barangay	Total Area/Hectares	No. of Lots	Name of Developer	Year Constructed	Kind of Subdivision		Remarks
						Government	Privately Owned	
1 Buenavista	Bagong Silang	9.0175		Antonio M. Ortiguera	No Data Available		/	
2 Cloverville Phase 2	Bagong Silang	0.915		Antonio M. Ortiguera	No Data Available		/	
3 Gliceria Teopengco (not approved)	Bagong Silang	0		No Data Available	No Data Available		/	
4 New Bliss Home	Bagong Silang	0.8305	36	Archedonne Eugene Tiangco	2009		/	
5 Quezonville	Bagong Silang	13.7229		Victor Quezon	No Data Available		/	
6 Vicarville	Bagong Silang	17.6085		Vicarville Realty and Dev't. Corp.	No Data Available		/	
7 Gensen Ville	Camacho	1.549	68	Generoso Bagtas	2010		/	
8 Simple Living	Camacho	0.8857		No Data Available	No Data Available		/	
9 St. Rose 1	Camacho	7.0355		LGTM Corp	No Data Available		/	
10 St. Rose 2	Camacho	0		LGTM Corp	No Data Available		/	
11 St. Rose 3	Camacho	0		LGTM Corp	No Data Available		/	
12 St. Rose 4	Camacho	0		LGTM Corp	No Data Available		/	
13 Atrium Residences 1	Catanging	2.1012	38	Asiawide Land Specialist Dev't. Corp.	2012		/	
14 Atrium Residences 2	Catanging	6.5151	176	Asiawide Land Specialist Dev't. Corp.	2012		/	
15 Executive Home	Catanging	3.4282		Amorlinda Mejrada	No Data Available		/	

Name of Subdivision	Barangay	Total Area/Hectares	No. of Lots	Name of Developer	Year Constructed	Kind of Subdivision		Remarks
						Government	Privately Owned	
16 Hillcrest 1	Cataning	3.8679		No Data Available	No Data Available		/	
17 Hillcrest 2	Cataning	0		No Data Available	No Data Available		/	
18 Monte Vista	Cataning	5.6368	295	Abesco Construction and Devt. Corp	2010		/	
19 Westwood Residences	Cataning	1.9359	68	Alberto Leones	2013		/	
20 Barcarse	Cupang North	1.5145		No Data Available	No Data Available		/	
21 Venzon	Cupang North	6.0621		No Data Available	No Data Available		/	
22 Balanga Residences	Cupang Proper	9.6308	1046	Prima Casa Land and Houses Inc.	2018		/	
23 Bataan Square Garden	Cupang Proper	2.4334		No Data Available	No Data Available		/	
24 Camella Balanga	Cupang Proper	9.9475	284	Communities Pampanga	2013		/	
25 Camella Balanga Heights	Cupang Proper	8.872	556	Communities Pampanga	2018		/	
26 Camellot Subdivision	Cupang Proper	0.879		No Data Available	No Data Available		/	
27 Green Meadows	Cupang Proper	0.755		No Data Available	No Data Available		/	
28 Ma. Lourdes Subdivision	Cupang Proper	8.9044		No Data Available	No Data Available		/	
29 Maluang Subdivision	Cupang Proper	3.2915		No Data Available	No Data Available		/	
30 Manang Subdivision	Cupang Proper	2.6984		No Data Available	No Data Available		/	
31 San Lorenzo Village 1	Cupang Proper	0.5357		No Data Available	No Data Available		/	
32 San Lorenzo Village 2	Cupang Proper	0.564		No Data Available	No Data Available		/	
33 St. Anne	Cupang Proper	0.2825		No Data Available	No Data Available		/	



Name of Subdivision	Barangay	Total Area/Hectares	No. of Lots	Name of Developer	Year Constructed	Kind of Subdivision		Remarks
						Government	Privately Owned	
34 St. Francis	Cupang Proper	1.4199		No Data Available	No Data Available		/	
35 Villa Amelia (not approved)	Cupang Proper	0		No Data Available	No Data Available		/	
36 Austria Subdivision (not approved)	Central	0		No Data Available	No Data Available		/	
37 Marinell Subdivision	Central	2.9925		Marlowe Lucas	No Data Available		/	
38 Silverland Place 1	Central	3.0594		No Data Available	No Data Available		/	
39 Silverland Place 2	Central	1.5425		No Data Available	No Data Available		/	
40 Sto. Cristo Village	Central	1.898		No Data Available	No Data Available		/	
41 Remaville Subdivision	Ibayo	1.8037		No Data Available	No Data Available		/	
42 Sta. Clara Subdivision	Ibayo	0.7861		No Data Available	No Data Available		/	
43 Villa De Leon	Ibayo	1.2994	45	Julieta Dayrit	2011		/	
44 Monte Carlo Ville	Munting Batangas	1.48	96	Better Living Devt. Corp	2018		/	
45 Our Lady of Lourdes	Munting Batangas	24.8614		No Data Available	No Data Available		/	
46 Princess Ville (not approved)	Munting Batangas	0		No Data Available	No Data Available		/	
47 Siosonville	Munting Batangas	1.9607		No Data Available	No Data Available		/	
48 Roguza Farm Lot Subdivision	Munting Batangas	13.6386		Rodolfo Zabala	2010		/	
49 Elizabeth Residences Subdivision	Munting Batangas	11.5486	224	Elizabeth Sioson	2010		/	
50 Villa Carolina Phase 2	Pto. Rivas Ibaba	1.6321		No Data Available	No Data Available		/	
51 Villa Carolina Phase 1	Pto. Rivas Itaas	3.6527		No Data Available	No Data Available		/	

Name of Subdivision	Barangay	Total Area/Hectares	No. of Lots	Name of Developer	Year Constructed	Kind of Subdivision		Remarks
						Government	Privately Owned	
52 DFS Phase 4	Pto. Rivas Lote	1.932		No Data Available	No Data Available		/	
53 DFS Phase 3	Talisay	0.5459	39	VL Construction	2010		/	
54 E. Almario Subdivision	Talisay	0.2729	10	Ernesto Almario	2014		/	
55 F. Almario Subdivision	Talisay	0.3577	11	Francisco Almario	2013		/	
56 Bataan Homes	San Jose	5.1567		No Data Available	No Data Available		/	
57 Canyon Residences	San Jose	5.1032	294	Pishue Realty and Devt. Corp.	2014		/	
58 Taglesville	San Jose	8.7762		No Data Available	No Data Available		/	
59 Beltran Subdivision	Sibacan	0.752		No Data Available	No Data Available		/	
60 La Katrina 1	Sibacan	3.5133		No Data Available	No Data Available		/	
61 La Katrina 2	Sibacan	1.9498		No Data Available	No Data Available		/	
62 The Villas	Sibacan	0.9321		No Data Available	No Data Available		/	
63 Joyous Village	Sibacan	1.15		No Data Available	No Data Available		/	
64 Canyon Ridge	Tenejero	4.3817		Pishue Realty and Devt Corp	No Data Available		/	
65 Doña Angelina	Tenejero	0.9979		No Data Available	No Data Available		/	
66 Doña Maria	Tenejero	9.6237		No Data Available	No Data Available		/	
67 Jovita Ville Phase 1	Tenejero	1.9005	56	S.Triguero-Banzon Realty	2017		/	
68 Jovita Ville Phase 2	Tenejero	0.9857	26	S.Triguero-Banzon Realty	2018		/	
69 Magat Subdivision	Tenejero	1.2512		No Data Available	No Data Available		/	

Name of Subdivision	Barangay	Total Area/Hectares	No. of Lots	Name of Developer	Year Constructed	Kind of Subdivision		Remarks
						Government	Privately Owned	
70 Montecarla Heights	Tenejero	1.9996		No Data Available	No Data Available		/	
71 Palmera Subdivision	Tenejero	1.6805		No Data Available	No Data Available		/	
72 Quezonville	Tenejero	13.7228		No Data Available	No Data Available		/	
73 San Antonio Village	Tenejero	1.5163		No Data Available	No Data Available		/	
74 Silverland Homes	Tenejero	2.1137	111	Silverland Homes Devt. Corp.	2013		/	
75 Sta. Maria Village	Tenejero	3.2887		No Data Available	No Data Available		/	
76 Villa Lina	Tenejero	9.0787		No Data Available	No Data Available		/	
77 Camella Bataan 1	Tuyo	4.4618	235	Communities Pampanga	2011		/	
78 Camella Bataan 2	Tuyo	2.029	158	Communities Pampanga	2013		/	
79 Don Pepe	Tuyo	6.5554		No Data Available	No Data Available		/	
80 Earthfield Commercial Subdivision	Tuyo	10.3621		No Data Available	No Data Available		/	
81 Four Lane Heights	Tuyo	2.7087		No Data Available	No Data Available		/	
82 Four Lane Homes	Tuyo	2.351		No Data Available	No Data Available		/	
83 Jacoba Subdivision	Tuyo	2.8456		No Data Available	No Data Available		/	
84 Kapatid Hoa	Tuyo	0.4748		No Data Available	No Data Available	/		
85 Monark Subdivision	Tuyo	13.8665		No Data Available	No Data Available		/	
86 St. Francis State	Tuyo	1.1359		No Data Available	No Data Available		/	
87 St. Francis Subdivision 1	Tuyo	5.3781		No Data Available	No Data Available		/	

Name of Subdivision	Barangay	Total Area/Hectares	No. of Lots	Name of Developer	Year Constructed	Kind of Subdivision		Remarks
						Government	Privately Owned	
88 Sta. Monica Subd	Tuyo	2.1362		No Data Available	No Data Available		/	
89 Sunshine Phase 1	Tuyo	3.6576		No Data Available	No Data Available		/	
90 Sunshine Phase 2	Tuyo	3.2115		No Data Available	No Data Available		/	
91 Tagnay Subd (Cmp)	Tuyo	4.4046		No Data Available	No Data Available	/		
92 Tierra Feliza State	Tuyo	16.8973	770	Dilgonz Construction Corp.	2009		/	
93 Westfields Residences	Tuyo	2.5088		Cresta De Oro Phil Inc	2017		/	
94 GREEN LEAF RESIDENCES	Cupang Proper	3.2801	146	PISHUE REALTY AND DEVT CORP	2019		/	
95 SILVERLAND HOMES PHASES 2 AND 3	Tenejero	7.3333	474	SILVERLAND HOMES DEVT CORP	2020		/	
96 BALANGA RESIDENCES ANNEX	Cupang Proper	3.9009	543	PRIMA CASA LAND AND HOUSES INC	2020		/	
97 STA. CECILIA VILLAGE	Bagong Silang	2.1945	133	TEN CONSTRUCTION AND TRADING CORPORATION	2020		/	
98 PRINCE VILLE SUBDIVISION	Catanning	0.494	17	REXFIL C. DAVID	2021		/	
99 CAMELLA BALANGA HEIGHTS 2	Cupang Proper	26.466	107	COMMUNITIES PAMPANGA	2021		/	

Source: **CPDC**

SEP2021/list of subdivisions

**Table 6.7**  
**List of Subdivisions**  
*Municipality of Dinalupihan*  
*Province of Bataan*  
*CY 2019*

Name of Subdivision	Barangay	Total Area/Hectares	No. of Lots	Name of Developer	Year Constructed	Kind of Subdivision		Remarks
						Government	Privately Owned	
1 Lincoln Heights	San Pablo	44.7281		Taishin Realty Corporation	2005		/	
2 Casa Bonita	Pinulot	4.0809		Sahara Management and Development Corporation	1992		/	
3 San Pablo Hills	San Pablo				2005		/	
4 People's Village	Pinulot			Madlangbayan	1995		/	
5 Roosevelt Park	San Pablo			Taishin Realty Corporation	2005		/	
6 NHA Dinalupihan Resettlement	Saguing	3.9272	500	EDDMARI Construction and Trading	2012	/		

Source: **MPDC**

SEP2021/list of subdivisions

**Table 6.8**  
**List of Subdivisions**  
*Municipality of Hermosa*  
*Province of Bataan*  
*CY 2019*

No.	Name of Subdivision	Barangay	Total Area/Hectares	No. of Lots	Name of Developer	Year Constructed	Kind of Subdivision		Remarks
							Government	Privately Owned	
1	Providence Estate	Mandama	3.4	429	GERCEL Construction and Dev't Group Inc.	2018		/	
2	Manalo Village	Palihan			FC Realty & Development Corp.			/	
3	Asiana Homes Inc.	Catanning	15		Asiawide Inc.	2018		/	
4	Silver Valley Village	Mandama	4.25	317				/	
5	Spring Valley Village	San Pedro	2.9	96	Asiawide Inc.			/	
6	Fiesta Communities-Hermosa	Balsik	10	720		2019		/	
7	Pleasant Homes	San Pedro			Estefania Romero Realty Corp			/	
8	La Residencia	Mambog			J & LG CITIHOMES, Inc			/	
9	Beverly Heights Subdivision	Catanning	7.5	433	VJEJ Properties and Development Inc			/	
10	BRIA HOMES HERMOSA	PANDATUNG			BRIA HOMES, INC.	2019			

**Table 6.8**  
**List of Subdivisions**  
*Municipality of Hermosa*  
*Province of Bataan*  
*CY 2019*

	Name of Subdivision	Barangay	Total Area/Hectares	No. of Lots	Name of Developer	Year Constructed	Kind of Subdivision		Remarks
							Government	Privately Owned	
11	DOMINICAN HILLS SUBDIVISION	MABUCO			DOMINICAN HILLS SUBDIVISION				
12	RL DAVID	CULIS			RL DAVID				
13	HERMOSA HEIGHTS	CULIS			HERMOSA HEIGHTS				

Source: **MPDC**

SEP2021/list of subdivisions

**Table 6.9**  
**List of Subdivisions**  
*Municipality of Limay*  
*Province of Bataan*  
*CY 2019*

Name of Subdivision	Barangay	Total Area/Hectares	No. of Lots	Name of Developer	Year Constructed	Kind of Subdivision		Remarks
						Government	Privately Owned	
1 Trivea	SF 2	10.8203 Has	475	Asiawide	2014		/	
2 Romanville Subd.	SF 2	2.1312 Has		Herminia Roman			/	
3 St. Francis Homes Subd.	Mamala, San SFDA I	7027 Has	729	LGU-Limay	2005	/		
4 Immaculate Concepcion Subd.	Bliss, SFDA I	3.0002 Has	175	LGU-Limay		/		
5 Isidro Subdivision	Duale	3.1972 Has					/	
6 Villa Elister Subdivision	Duale	7.0433 Has	70	Bryan Gomez			/	
7 San Jose Subdivision	Duale	0.7849 Has	70				/	
8 Silverland Homes Phase I	Duale	0.8211 Has					/	
9 Silverland Homes Phase II	Duale	1.3987 Has					/	
10 Silverland Homes Phase III	Duale	0.9880 Has		Minette Sioson			/	
11 Silverland Homes Phase IV	Duale	0.7374 Has					/	
12 Diamond Hills Subdivision	Duale	2.3232 Has		Eric Bustamante			/	
13 Jad Farm Ville Subdivision	Duale	1.9858 Has		Jaime Dolatre			/	
14 Saint Francis Village I (Beltran)	Duale	8.6612 Has		Remigio Beltran			/	
15 Saint Francis Village II (Beltran)	Townsite	3.3847 Has		Remigio Beltran			/	
16 Emerald Coast Executive Village	Duale	4.035 Has		Edwin Lim			/	
17 Saint Claire Subdivision	Duale	2.4179 Has		Cecilia Pizarro			/	
18 NDC Compound	Duale	1.43 Has		LGU-Limay		/		

Source: **MPDC**

SEP2021/list of subdivisions



**Table 6.10**  
**List of Subdivisions**  
*Municipality of Mariveles*  
*Province of Bataan*  
*CY 2020*

No.	Name of Subdivision	Barangay	Total Area/Hectares	No. of Lots	Name of Developer	Year Constructed	Kind of Subdivision		Remarks
							Government	Privately Owned	
1	RCO ROYAL HOMES BATAAN	MT.VIEW	7.9828	619	RCD LAND INC.	2019		/	
2	TANDATANGAN GOLD RESIDENCE 1-3	BIAAN	24.2146	711	EARTH AND SHORE LEISURE	2019		/	
3	FIESTA COMMUNITIES (MARIVELES)	BALON ANITO	22.291	1232	FIESATA COMMUNITIES INC.	2017		/	
4	NHA FOR (ISF)	CABCABEN	8.8757	1121	BILREY CONS. & DEV'T.CORP	2018	/		
5	CAMAYA COAST RETAIL VILLAGE	BIAAN	14.326	40	EARTH AND SHORE LEISURE	2017		/	
6	TANDATANGAN GOLD RESIDENCE	BIAAN	102.87	952	EARTH AND SHORE LEISURE	2017		/	
7	GOLDEN HEIGHTS	MT.VIEW	2.58	124	NDA	NDA	NDA	NDA	
8	VILLA PAROMA	CABCABEN	NDA	NDA	NDA	NDA	NDA	NDA	

	Name of Subdivision	Barangay	Total Area/Hectares	No. of Lots	Name of Developer	Year Constructed	Kind of Subdivision		Remarks
							Government	Privately Owned	
9	GREENHILLS	BALON ANITO	NDA	NDA	NDA	NDA	NDA	NDA	
10	MONT KIARA TERR. 1 & 2 (CAMAYA COAST)	BIAAN	17.9	456	NDA	2013	NDA	NDA	
11	MENARA NORTH & SOUTH, BAYU PEAKS (CAMAYA COAST)	BIAAN	42.86	1064	NDA	2011	NDA	NDA	
12	BEACH VILLAS KENCANA & PELANGI (CAMAYA COAST)	BIAAN	34.75	917	NDA	2008	NDA	NDA	
13	CAMAYA GOLF RESIDENCES (CAMAYA COAST)	BIAAN	79.32	161	NDA	2015	NDA	NDA	
14	MT. VIEW VILLAGE	MT.VIEW	NDA	NDA	NDA	NDA	NDA	NDA	
15	VILLA IMPERIAL	LUCANIN	NDA	NDA	NDA	NDA	NDA	NDA	
16	CRISTINA SQUARE	TOWNSITE	NDA	NDA	NDA	NDA	NDA	NDA	
17	POLARIS SUBD.	MT.VIEW	NDA	NDA	NDA	NDA	NDA	NDA	
18	MT. VIEW RESORT	MT.VIEW	NDA	NDA	NDA	NDA	NDA	NDA	
19	HEROES RIDGE	ALASASIN	NDA	NDA	NDA	NDA	NDA	NDA	
20	KARAGATAN VILLAGE	ALASASIN	NDA	NDA	NDA	NDA	NDA	NDA	
21	FRIENDSHIP VILLAGE	BASECO	NDA	NDA	NDA	NDA	NDA	NDA	
22	FATIMA SUBD.	BASECO	1.006	65	NDA	NDA	NDA	NDA	

	Name of Subdivision	Barangay	Total Area/Hectares	No. of Lots	Name of Developer	Year Constructed	Kind of Subdivision		Remarks
							Government	Privately Owned	
23	STO. DOMINGO VILLAGE	SAN ISIDRO	NDA	NDA	NDA	NDA	NDA	NDA	
24	TEACHERS VILLAGE	SAN ISIDRO	NDA	NDA	NDA	NDA	NDA	NDA	
25	BEULAH GATES TOWER (PHASE 1)	ALASASIN	14.48.28	398	2009	NDA	NDA	NDA	
26	PPDC HOUSING	BATANGAS II	NDA	NDA	NDA	NDA	NDA	NDA	
27	LUPA SUBD.	ALASASIN	NDA	NDA	NDA	NDA	NDA	NDA	
28	PALAO SUBD.	BASECO	NDA	NDA	NDA	NDA	NDA	NDA	
29	DOÑA ADELA	MT.VIEW	NDA	NDA	NDA	NDA	NDA	NDA	
30	SUNRISE	ALION	NDA	NDA	NDA	NDA	NDA	NDA	
31	GREEN VALLEY	CAMAYA	NDA	NDA	NDA	NDA	NDA	NDA	
32	VERA PAZ	ALASASIN	NDA	NDA	NDA	NDA	NDA	NDA	
33	DOÑA NENE	ALASASIN	NDA	NDA	NDA	NDA	NDA	NDA	
34	STA. MONICA	CAMAYA	NDA	NDA	NDA	NDA	NDA	NDA	
35	CAMAYA HILLS SUBD.	CAMAYA	6.51	712	NDA	NDA	NDA	NDA	
36	PAG ASA VILLAGE	CAMAYA	4.7	NDA	NDA	NDA	NDA	NDA	

	Name of Subdivision	Barangay	Total Area/Hectares	No. of Lots	Name of Developer	Year Constructed	Kind of Subdivision		Remarks
							Government	Privately Owned	
37	LUPANG PANGAKO	MT.VIEW	15.8	NDA	NDA	NDA	NDA	NDA	
38	NAZARETH	MT.VIEW	C	NDA	NDA	NDA	NDA	NDA	
39	SAMARIA HEIGHTS	MT.VIEW	NDA	NDA	NDA	NDA	NDA	NDA	
40	BAYVIEW SUBD.	ALASASIN	2	211	NDA	NDA	NDA	NDA	
41	EMPRESSA	LUCANIN	10.56	1665	NDA	NDA	NDA	NDA	
42	ESPERANZA SUBD.	POBLACION	NDA	NDA	NDA	NDA	NDA	NDA	

Source: **MPDC**

SEP2021/list of subdivisions

**Table 6.11**  
**List of Subdivisions**  
*Municipality of Morong*  
*Province of Bataan*  
*CY 2016*

Name of Subdivision	Barangay	Total Area/Hectares	No. of Lots	Name of Developer	Year Constructed	Kind of Subdivision		Remarks
						Government	Privately Owned	
1 Anvaya Cove	Sabang			Ayala Land				

Source: **MPDC**

SEP2021/list of subdivisions

**Table 6.12**  
**List of Subdivisions**  
*Municipality of Orani*  
*Province of Bataan*  
*CY 2016*

Name of Subdivision	Barangay	Total Area/Hectares	No. of Lots	Name of Developer	Year Constructed	Kind of Subdivision		Remarks
						Government	Privately Owned	
1 Apollo Village	Apollo	23.19	282	Gonzalo Nuguid		✓		
2 Blue Mountain	Apollo	1.6998	126	Gonzalo Nuguid			✓	
3 Leona Subdivision	Balut		75			✓		
4 Masagana Village	Bayan	2.21	201	Engr. Antonio Vianzon			✓	
5 St. Joseph Subdivision	Bayan	21.087		Ysaac Tanjutco		✓		
6 RT Consunji	Bayan (Alikabok)	22.206		Rustico Consunji			✓	
7 Petronila Subdivision	Kaparangan	6.0617					✓	
8 St.Nichols Subdivision	Doña	17.2086	171	Nicholas Fernandez			✓	
9 RT Consunji	Doña	4.4101		Rustico Consunji			✓	
10 Doña Resettlement	Doña	8.8065	249			✓		
11 Coastal Grove Subdivision	Kaparangan	33.3119		De Guzman Group of Com.	2009		✓	
12 Ma. Fe Subdivsion	Ma. Fe	14.021		Ysaac Tanjutco		✓		
13 Bernadette Subdivision	Mulawin	2.114		Benjamin de Guzman			✓	
14 Rhea Subdivision	Mulawin	3.9234					✓	
15 St. Peter Subdivision	Mulawin	1.4552	46	Diosdado Yusi			✓	

cont'n. Orani Subd.

Name of Subdivision	Barangay	Total Area/Hectares	No. of Lots	Name of Developer	Year Constructed	Kind of Subdivision		Remarks
						Government	Privately Owned	
16 Beverly Homes Subdivision	Paraiso	5.1094		Ysaac Tanjutco			✓	
17 Villa Amparo	Paraiso	0.9748		Castor Bongco			✓	
18 Lexber Subd. (Fruitfarm)	Paraiso	10.2685					✓	
19 Roseville Subdivision	Paraiso	4.19		Mr. and Mrs. Bernaldo			✓	
20 San Roqyue Subdivision	Paraiso	0.9748					✓	
21 Iquana Resettlement 1 & 2	Pant. Luma	10	296			✓		
22 Purity Ville Subdivision	Tagumpay	8.2786	666	Bong Alipio/Reynaldo Reyes			✓	
23 Tagumpay Realty	Tagumpay		159	Rustico Consunji		✓		
24 SinagTala	Tala	12.8283					✓	
25 Ma. Labiñia	Talimundoc	8.72	50	Jose Sison			✓	
26 Bernardina	Talimundoc	3.8019					✓	
27 Leona Subdivision	Tapulao		94	Castor/Bongco Gonzalo Nuguid			✓	
28 Tecla Subd. (squatter Area)	Tapulao		67			✓		
29 Villa Adela Subdivision	Tugatog			DMCI			✓	
30 Rosa Ville Subdivision	Tugatog	1.6222		Maria Esconde			✓	
31 Nuestro Senora	Tugatog	3.8359		Edilberto Eugenio			✓	
32 P.S. Tanjutco Subdivision	Tugatog	19.1851		Paul Tanjutco			✓	
33 Nora Ville Subdivision	Tugatog	3.3402		Apollo Maun			✓	
34 Tamarind Ridge	Tugatog	11.712	389	DMCI	2010		✓	
35 Camella Homes	Tugatog	8.044	605	Pampanga Group	2013		✓	
36 NHA Housing Project	Mulawin			LGU Orani	2014	✓		

Source: **MPDC**

SEP2021/list of subdivisions

**Table 6.13**  
**List of Subdivisions**  
*Municipality of Orion*  
*Province of Bataan*  
*CY 2019*

Name of Subdivision	Barangay	Total Area/Hectares	No. of Lots	Name of Developer	Year Constructed	Kind of Subdivision		Remarks
						Government	Privately Owned	
1 Mope Ville	Sto. Domingo	2.0930 has	113	MOPE - MPC	2014		/	
2 Paseo Padre	Daan Pare	9.8169 has	570	DILGONZ CONSTRUCTION	2014		/	
3 Lourdes Subdivision	Daan Bilolo	0.3616 has	22	Frederick Sioson	2008		/	
4 NPR Subdivision	Bilolo	2.0998 has	109	Noel Rafa	2011		/	
5 Tuscany Subdivision	Wakas	0.6655 has	22	Lorna Belen	2010		/	
6 Canyon Ville	Daan Bilolo	0.9544 has	57	PISHUE REALTY & DEVELOPMENT CORP.	2009		/	
7 Gloryland Subdivision	Daan Pare	0.9010 has	45	Liwayway Calilung	2011		/	
8 Canyon Grove Subdivision	Daan Pare	2.1455 has	122	PISHUE REALTY & DEVELOPMENT CORP.	2011		/	
9 Canyon Fields Subdivision	Sto. Domingo	2.0870 has	77	PISHUE REALTY & DEVELOPMENT CORP.	2011		/	

Source: **MPDC**

SEP2021/list of subdivisions



**Table 6.14**  
**List of Subdivisions**  
*Municipality of Pilar*  
*Province of Bataan*  
*CY 2021*

Name of Subdivision	Barangay	Total Area/Hectares	No. of Lots	Name of Developer	Year Constructed	Kind of Subdivision		Remarks
						Government	Privately Owned	
1 Lumina Pilar	Liyang	11.4608		Prima Casa Land & Houses Inc.			Private	
2 Tagelesville	Ala-uli	1.8137	91				Private	
3 Sergio Santos	Wakas South	2.5845	123				Private	
4 Primero	Balut I	0.9999	69				Private	
5 Greenfield	Sta. Rosa/ Balut I	1.968	151				Private	
6 Sacred Heart	Sta. Rosa	0.3503	34				Private	
7 Sta. Rosa Village	Sta. Rosa	3.7081	128				Private	
8 Josefaville	Panilao	5.5736	216				Private	
9 Batungbakal	Sta. Rosa	1.484	53				Private	
10 Beltran I	Sta. Rosa	0.9787	39				Private	
11 Beltran II	Sta. Rosa	0.84	37				Private	
12 Villa Margarita	Sta. Rosa	1.8306	133				Private	
13 Don Vicente	Poblacion	3.2722	148				Private	
14 Del Pilar	Panilao/Del Rosario	7.2212	227				Private	
15 St. Rafael	Wawa	1.7218	120				Private	
16 Sunshine	Bagumbayan	3.1145	95				Private	
17 Villa Juana	Rizal	2.2491	63				Private	
18 Ortiguerra	Balut I	1.6894	57				Private	
19 Anastasio	Wakas North	2.4097	76				Private	

Source: **MPDC**

SEP2021/list of subdivisions

**Table 6.15**  
**List of Subdivisions**  
*Municipality of Samal*  
*Province of Bataan*  
*CY 2021*

Name of Subdivision	Barangay	Total Area/Hectares	No. of Lots	Name of Developer	Year Constructed	Kind of Subdivision		Remarks
						Government	Privately Owned	
1 Lopez Subdivision	East Calaguiman	0.9285 Has.	34	Ricardo Lopez	N/A		/	
2 Pedro Rich Subdivision	West Calaguiman	17.1915 Has.	70	Pedro Rich	N/A		/	
3 Fatima Subdivision	Sapa	3.6158 Has.	71	Maria Fe Realty Dev. Corp.	N/A		/	
4 Peninsula Heights Subd.	Sapa	28.7884 Has.	1192		N/A		/	
5 Benedict Subdivision	Sta. Lucia	4.6135 Has.	176	Isaac Saldana	N/A		/	
6 Buenalyn Subdivision	Sta. Lucia	2.24 Has.	59	Nicanor Luton	N/A		/	
7 Rich Town Subdivision	Lalawigan	4.0819 Has.	252	Asian Relovoc Corp.	N/A		/	
8 Esperanza Subdivision	Lalawigan	10.0158 Has.	473	DMCI	N/A		/	
9 Royal Land Subdivision	Lalawigan	1.5 Has.	195	Asian Relovoc Corp.	N/A		/	
10 Dominican Hills	Lalawigan	0.9136 Has.	65		2016	/		
11 Sta. Catalina Homes	Tabing-Ilog	2 Has. (Approx.)	127	Municipality of Samal, Bataan	2014	/		

Source: **MPDC**

SEP2021/list of subdivisions

**Table 6.16**  
**Number of Informal Settler Families (ISF) along Rivers, Creeks and Coastal Area per Municipality/Barangay**  
*Province of Bataan*  
*Calendar Year - 2020 - 2021*

City/Municipality/Barangays		Number of Informal Settler Families	Date Gathered
<b>Municipality of Abucay</b>			
1	Bangkal		
2	Calaylayan	78	September 2020
3	Capitangan	157	September 2020
4	Gabon	136	September 2020
5	Laon	46	September 2020
6	Mabatang	122	September 2020
7	Omboy	47	September 2020
8	Salian	74	September 2020
9	Wawa	344	September 2020
	<b>Sub-total</b>	<b>1004</b>	

Municipality of Bagac			
1	A. Ricardo	153	October 2021
2	Bagumbayan		October 2021
3	Banawang	10	October 2021
4	Binuangan	171	October 2021
5	Binukawan	16	October 2021
6	Ibaba		October 2021
7	Ibis	41	October 2021
8	Parang	6	October 2021
9	Pag-asa		October 2021
10	Saysain	4	October 2021
11	Paysawan		October 2021
12	Quinawan		October 2021
13	San Antonio	18	October 2021
14	Tabing-Ilog	13	October 2021
	<b>Sub-total</b>	<b>432</b>	

Municipality of Dinalupihan			
1	Aquino		June 2014
2	Bangal		June 2014
3	Bayan-bayanan		June 2014
4	Bonifacio		June 2014
5	Burgos		June 2014
6	Colo	87	June 2014
7	Daang bago		June 2014
8	Dalao	14	June 2014
9	Del Pilar		June 2014
10	General Luna		June 2014
11	Gomez		June 2014
12	Happy Valley	39	June 2014
13	JC Payumo		June 2014
14	Kataasan		June 2014
15	Layac	36	June 2014

City/Municipality/Barangays		Number of Informal Settler Families	Date Gathered
16	Luacan	175	June 2014
17	Mabini Proper		June 2014
18	Mabini Extension		June 2014
19	Magsaysay	77	June 2014
20	Maligaya		June 2014
21	New San Jose		June 2014
22	Old San Jose		June 2014
23	Padre Dandan		June 2014
24	Pagalanggang		June 2014
25	Naparing	13	June 2014
26	Pag-asa	30	June 2014
27	Payangan		June 2014
28	Pentor	146	June 2014
29	Pinulot		June 2014
30	Pita		June 2014
31	Rizal		June 2014
32	Roosevelt	188	June 2014
33	Roxas		June 2014
34	Saguing	234	June 2014
35	San Benito	98	June 2014
36	San Isidro		June 2014
37	San Pablo	2	June 2014
38	San Ramon	10	June 2014
39	San Simon	17	June 2014
40	Sapang Balas		June 2014
41	Sta. Isabel	45	June 2014
42	Sto. Nino	8	June 2014
43	Torres	23	June 2014
44	Tubu-tubo		June 2014
45	Tucop		June 2014
46	Zamora		June 2014
	<b>Sub-total</b>	<b>1242</b>	

Municipality of Limay			
1	Alangan	77	Year 2019
2	Kitang I	70	Year 2019
3	Kitang 2 & Luz	183	Year 2019
4	Lamao	317	Year 2019
5	Landing	62	Year 2019
6	Poblacion	8	Year 2019
7	Reformista	4	Year 2019
8	Townsite	36	Year 2019
9	Wawa	9	Year 2019
10	Duale		Year 2019
11	St. Francis de Asis	151	Year 2019
12	St. Francis II	330	Year 2019
	<b>Sub-total</b>	<b>1247</b>	

City/Municipality/Barangays		Number of Informal Settler Families	Date Gathered
<b>Municipality of Mariveles</b>			
1	Alas-asin	On-going	Year 2020
2	Alion	31	Year 2020
3	Balon-Anito	522	Year 2020
4	Baseco	505	Year 2020
5	Batangas II	173	Year 2020
6	Biaan	207	Year 2020
7	Cabcaben	783	Year 2020
8	Camaya	On-going	Year 2020
9	Ipag	1751	Year 2020
10	Lucanin	On-going	Year 2020
11	Malaya	On-going	Year 2020
12	Maligaya	604	Year 2020
13	Mt. View	On-going	Year 2020
14	Poblacion	223	Year 2020
15	San Carlos	On-going	Year 2020
16	San Isidro	18	Year 2020
17	Sisiman	2532	Year 2020
18	Townsite	461	Year 2020
	<b>Sub-total</b>	<b>7810</b>	

<b>Municipality of Orani</b>			
1	Bagong Paraiso (Pob.)	56	Year 2019
2	Balut (Pob.)		Year 2019
3	Bayan (Pob.)	196	Year 2019
4	Calero (Pob.)	97	Year 2019
5	Paking-Carbonero (Pob.)	80	Year 2019
6	Centro II (Pob.)	58	Year 2019
7	Doña		Year 2019
8	Kaparangan	62	Year 2019
9	Masantol	18	Year 2019
10	Mulawin	42	Year 2019
11	Pag-asa		Year 2019
12	Palihan (Pob.)	98	Year 2019
13	Pantalan Bago (Pob.)	36	Year 2019
14	Pantalan Luma (Pob.)	127	Year 2019
15	Parang Parang (Pob.)	24	Year 2019
16	Centro I (Pob.)	25	Year 2019
17	Sibul		Year 2019
18	Silahis	25	Year 2019
19	Tala		Year 2019
20	Talimundoc	29	Year 2019
21	Tapulao	110	Year 2019
22	Tenejero (Pob.)	19	Year 2019
23	Tugatog	93	Year 2019
24	Wawa (Pob.)	6	Year 2019
25	Apollo	10	Year 2019
26	Kabalutan	179	Year 2019
27	Maria Fe	7	Year 2019
28	Puksuan	48	Year 2019

City/Municipality/Barangays		Number of Informal Settler Families	Date Gathered
29	Tagumpay	76	Year 2019
	<b>Sub-total</b>	<b>1521</b>	

Municipality of Orion			
1	Arellano	8	November 2019
2	Bagumbayan	29	November 2019
3	Balagtas		November 2019
4	Balut	50	November 2019
5	Bantan	10	November 2019
6	Bilolo	37	November 2019
7	Calungusan	15	November 2019
8	Camachile	68	November 2019
9	Daang Bago		November 2019
10	Daang Bilolo	10	November 2019
11	Daang Pare	96	November 2019
12	General Lim		November 2019
13	Kapunitan	655	November 2019
14	Lati	12	November 2019
15	Lusungan	12	November 2019
16	Puting Buhangin	53	November 2019
17	Sabatan		November 2019
18	San Vicente	18	November 2019
19	Santa Elena	60	November 2019
20	Sto. Domingo	51	November 2019
21	Villa Angeles		November 2019
22	Wakas	3	November 2019
23	Wawa	44	November 2019
	<b>Sub-total</b>	<b>1231</b>	

Municipality of Pilar			
1	Ala-uli	228	Year 2021
2	Bagumbayan		Year 2021
3	Balut I	24	Year 2021
4	Balut II	59	Year 2021
5	Bantan Munti	7	Year 2021
6	Burgos	10	Year 2021
7	Del Rosario (Pob.)	10	Year 2021
8	Diwa	12	Year 2021
9	Landing	89	Year 2021
10	Liyang		Year 2021
11	Nagwaling	14	Year 2021
12	Panilao	28	Year 2021
13	Pantingan		Year 2021
14	Poblacion	43	Year 2021
15	Rizal (Pob.)	1	Year 2021
16	Santa Rosa	162	Year 2021
17	Wakas North		Year 2021
18	Wakas South	63	Year 2021
19	Wawa	50	Year 2021
	<b>Sub-total</b>	<b>800</b>	

City/Municipality/Barangays		Number of Informal Settler Families	Date Gathered
<b>Municipality of Samal</b>			
1	East Calaguiman (Pob.)	55	Year 2021
2	East Daang Bago (Pob.)	18	Year 2021
3	Ibaba (Pob.)	54	Year 2021
4	Imelda		Year 2021
5	Lalawigan	40	Year 2021
6	Palili		Year 2021
7	San Juan (Pob.)	145	Year 2021
8	San Roque (Pob.)		Year 2021
9	Santa Lucia	122	Year 2021
10	Sapa	91	Year 2021
11	Tabing Ilog	204	Year 2021
12	Gugo		Year 2021
13	West Calaguiman (Pob.)		Year 2021
14	West Daang Bago (Pob.)		Year 2021
	<b>Sub-total</b>	<b>729</b>	

SEP2021/list of informal settlers

**VII. SOCIAL  
SERVICES AND  
COMMUNITY  
DEVELOPMENT**



**Table 7.0**  
**Summary of Child Development Centers and Child Development Workers**  
**with Number of Enrollees**  
*Province of Bataan*  
*as of December 2021*

MUNICIPALITY/CITY	NUMBER OF CHILD DEVELOPMENT CENTER	NUMBER OF CHILD DEVELOPMENT WORKER	NO. OF ENROLLEES
<b><i>District I</i></b>			
Abucay	12	11	429
Hermosa	30	27	1192
Orani	33	32	1291
Samal	23	14	750
<b>Sub-Total</b>	<b>98</b>	<b>84</b>	<b>3662</b>
<b><i>District II</i></b>			
City of Balanga	30	30	1650
Limay	22	22	1108
Orion	30	28	1350
Pilar	20	20	816
<b>Sub-Total</b>	<b>102</b>	<b>100</b>	<b>4924</b>
<b><i>District III</i></b>			
Bagac	21	21	619
Dinalupihan	48	47	2557
Mariveles	47	47	1322
Morong	17	14	499
<b>Sub-Total</b>	<b>133</b>	<b>129</b>	<b>4997</b>
<b>Bataan</b>	<b>333</b>	<b>313</b>	<b>13583</b>

Source: *PSWDO-Bataan*

SEP2021/summary CDC

**Table 7.1**  
**List of Child Development Center and Child Development Workers**  
**with Number of Enrollees**  
*Municipality of Abucay*  
 SY 2021-2022

Child Development Center	Child Development Worker	No. of Enrollees		
		Male	Female	Total
1 Bangkal CDC	Rosalie Marabe	9	10	19
2 Calaylayan CDC	Elisa Vallester	23	27	50
3 Capitangan CDC	Rosario Mamalateo	19	24	43
4 Gabon I CDC	Raquel Abejar	21	24	45
5 Gabon II CDC	Maurilyn B. Reyes	32	22	54
6 Laon CDC	Mary Rose Cula	13	9	22
7 Mabatang I CDC	Lucila Oliveria	22	13	35
8 Mabatang II CDC	Ruth M.Decino	27	23	50
9 Omboy CDC	Cecilia Vallester	25	18	43
10 Salian	Rochelle Baino	17	11	28
11 Wawa CDC	Marissa Reyes	16	24	40
12 Gawad Kalinga				-
<b>TOTAL</b>		<b>224</b>	<b>205</b>	<b>429</b>

Source: *PSWDO-Bataan*

SEP2021/CDC\_CDW

**Table 7.2**  
**List of Child Development Center and Child Development Workers**  
**with Number of Enrollees**  
*Municipality of Bagac*  
 SY 2021-2022

Child Development Center	Child Development Worker	No. of Enrollees		
		Male	Female	Total
1 Parang I CDC	Elisa E. Hernandez	18	18	36
2 Parang II CDC	Susan Zara	20	20	40
3 San Antonio CDC	Annabel M. Cordero	18	17	35
4 Binukawan I CDC	Lucila Dinglasan	12	13	25
5 Binukawan II CDC	Elizabeth R. Belanio	15	9	24
6 Sitio Antipolo	Gemma M. Mendoza	12	17	29
7 A. Ricardo CDC	Marie Ligutan	15	27	42
8 Banawang I CDC	Norilyn A. Baciles	24	32	56
9 Banawang II CDC	Aileen Cascasan	27	27	54
10 Bagumbayan	Pricila Datu	11	15	26
11 Ibaba CDC	Sheryl B. Navarro	9	9	18
12 Pag-asa I CDC	Brenda D Mendoza	13	14	27
13 Pag-asa II CDC	Daylin Tuates	8	14	22
14 Ibis CDC	Manilyn Lopez	9	8	17
15 Sitio Salaman CDC	Nerrissa Macaraeg	11	10	21
16 Saysain I CDC	Aljane T Salvacion	11	13	24
17 Saysain II CDC	Jeanette M Dela Cruz	15	15	30
18 Sitio Duhat	Lerry Jane B. Faclcutila	16	5	21
19 Paysawan CDC	WilmaBusa	12	14	26
20 Binuangan CDC	Marita M. Esperrago	8	13	21
21 Quinawan CDC	Edna Estacio	9	16	25
<b>TOTAL</b>		<b>293</b>	<b>326</b>	<b>619</b>

Source: *PSWDO-Bataan*

SEP2021/CDC\_CDW

**Table 7.3**  
**List of Child Development Center and Child Development Workers**  
**with Number of Enrollees**  
*City of Balanga*  
*SY 2021-2022*

Child Development Center	Child Development Worker	No. of Enrollees		
		Male	Female	Total
1 Bagumbayan DCC	Josephine S. Valenzuela	21	29	50
2 Cabog-Cabog DCC	Melanie C. Canlong	28	24	52
3 Camacho DCC	Nellyriza M. Salvador	36	40	76
4 Cataning DCC	Natalia Z. Almario	25	35	60
5 Miray DCC	Annabelle D. Ramos	21	43	64
6 Central DCC	Marilou N. Manalaotao	32	30	62
7 Cupang North DCC	Rosalie D. Calobo	30	30	60
8 Cupang Proper DCC	Nancy R. Ventura	27	38	65
9 Cupang West DCC	Mary Ann Grace A. Molina	25	35	60
10 Dangcol DCC	Sharah M. Dilig	34	27	61
11 Ibayo DCC	Lilian O. Torres	22	28	50
12 Tortugas DCC	Annalyn S. Diverson	38	25	63
13 Munting Batangas DCC	Leoniza D. Salvador	26	24	50
14 Pto. Rivas Itaas DCC	Ernelie M. Belan	28	33	61
15 Lote Pto. Rivas DCC	Raquel R. Samijon	25	25	50
16 San Jose DCC	Lorna D. Quintos	32	28	60
17 Tenejero DCC	Ivy T. Mendoza	21	34	55
18 Villa Lina DCC	Rheena G. Caampued	21	24	45
19 Tanato DCC	Lea B. Ruiz	24	16	40
20 Malabia DCC	Renelia D. Gonzales	19	24	43
21 Talisay DCC	Mary Yciel S. Manuel	27	18	45
22 Nagkamayan DCC	Mary Grace C. Calamba	33	20	53
23 Pto. Rivas Ibaba DCC	Jennifer D. Robles	30	31	61
24 Doña Francisca DCC	Marietta S. Taruc	19	26	45
25 Sibacan DCC	Liberty F. Verias	22	18	40
26 Bani DCC	Neddie N. Orpilla	32	20	52
27 Bagong Silang DCC	Lee Ann D. Piol	36	34	70
28 Bagong Silang II DCC	Ana Liza M. Separo	26	31	57
29 Tuyoy DCC	Marilyn T. Gloria	30	30	60
30 NCDC TAGLESVILLE	Eva D. Grajo	25	15	40
<b>TOTAL</b>		<b>815</b>	<b>835</b>	<b>1,650</b>

Source: *PSWDO-Bataan*

*SEP2021/CDC\_CDW*

**Table 7.4**  
**List of Child Development Center and Child Development Workers**  
**with Number of Enrollees**  
*Municipality of Dinalupihan*  
*SY 2021-2022*

Child Development Center	Child Development Worker	No. of Enrollees		
		Male	Female	Total
1 Bangal CDC	KRISTINE F. SABUERO	30	30	60
2 Bayan-Bayanan CDC	CARMÍ D. MARCELO	22	28	50
3 Daang Bago CDC	DIANNA D. MANALANSAN	26	29	55
4 Dalao CDC	BERNADETTE B. BUDAY	32	18	50
5 Colo CDC	EDNA A. GALANG	26	34	60
6 JC Payumo Jr.	ANITA C. SAMPANG	41	29	70
7 Kataasan CDC	MINERVA C. MALLARI	28	32	60
8 Layac CDC	MARGIE L. PANGAN	32	28	60
9 Luacan CDC	EDELYN Y. SAN ANGEL	33	27	60
10 Mabini Ext. CDC	JESEBEL C. NATANAUAN	12	23	35
11 Magsaysay CDC	PERCIVAL B. BUMALAY	32	28	60
12 Maligaya CDC	FLORENTINA G. RAMIREZ	25	28	53
13 Naparing	SYLVIA T. GUTIERREZ	37	23	60
14 New San Jose CDC	MYRNA B. TUBIG	32	33	65
15 Old San Jose CDC	MERCEDES T. MARTINEZ	27	23	50
16 Padre Dandan CDC	JOAN SARANILLO	28	22	50
17 Pagalanggang A CDC	ANA MAY M. LINTAG	29	31	60
18 Pagalanggang B CDC	JENNIFER T. PUNLA	31	29	60
19 Pag-asa CDC	JENNYLYN G. GADDI	22	18	40
20 Payangan CDC	ANALYN S. FRANCISCO	29	21	50
21 Pentor	CARMÍ M. BACANI	26	34	60
22 Pinulot CDC	LIZA R. NARCISO	29	31	60
23 Pita A CDC	ANNALIZA T. BUSA	25	20	45
24 Pita B CDC	LENY P. URBANO	32	18	50
25 Roosevelt A CDC	LILIBETH D. MONATO	26	34	60
26 Roosevelt B CDC	JUANA E. SADSAD	35	25	60
27 Saguing A CDC	CONSUELO P. VALENCIA	26	24	50
28 Saguing B CDC	ABIGAIL JOY D. ADRIANO	25	25	50
29 Saguing NHA CDC	LENNIE P. SERRANO	28	17	45
30 Sapang Balas CDC	MARIA JENICA M. PEREZ	29	31	60
31 San Benito CDC	MERCEDES L. SABILE	35	31	66
32 San Pablo CDC	JOSEPHINE S. CAPULONG	36	37	73
33 San Ramon CDC	EMILY B. REYES	31	29	60
34 San Simon CDC	MABELLE P. DE LEON	23	27	50
35 Sta. Isabel CDC	CELY R. REBLANDO	34	26	60
36 Sto. Niño CDC	REA G. BADILLO	31	29	60
37 Torres CDC	MARIFE G. NAGUIAT	24	16	40
38 Tubo-Tubo CDC	JONNALYN J. LAZATIN	25	15	40
39 Tucop CDC	ARLENE F. MALLARI	31	29	60
40 Happy Valley CDC	RAQUEL R. REYES	35	25	60
41 SNP JC Payumo Jr.	RACHELLE A. GIGANTE	26	24	50
42 SNP New San Jose	MA. THERESA BUNGAY	20	20	40
43 SNP Pinulot	ROCHELLE ANN U. POLIQUIN	22	21	43
44 SNP San Pablo	EDEN M. ESTELLA	22	20	42
45 SNP Bangal	MABELL N. LAPUZ	17	23	40
46 SNP Roosevelt	MABELL N. LAPUZ	19	21	40
47 SNP Pentor	EDLYN P. CASTRO	17	26	43
48 SNP Tucop	FE M. BEDAÑA	24	18	42
<b>TOTAL</b>		<b>1,327</b>	<b>1,230</b>	<b>2,557</b>

Source: *PSWDO-Bataan*

*SEP2021/CDC\_CDW*

**Table 7.5**  
**List of Child Development Center and Child Development Workers**  
**with Number of Enrollees**  
*Municipality of Hermosa*  
*SY 2021-2022*

Child Development Center	Child Development Worker	No. of Enrollees		
		Male	Female	Total
1 Almacen CDC	MIRRIAM M. TALA	32	19	51
2 A. Rivera CDC	FLOR D. LAYUG	4	11	15
3 Bacong CDC	KRISTINE JOY STA. CRUZ	22	18	40
4 Balsik CDC	RIA L. RAGAS	32	28	60
5 Balsik II CDC	MAUREEN P. REYES	27	24	51
6 Bamban CDC	JHUNALYN C. GIGANTE	20	22	42
7 Cataning CDC	RHEA PAGDANGANAN	20	12	32
8 Culis Centro CDC	MERCEDES M. OTE	29	31	60
9 SM Culis CDC	ANITA R. AGUILAR	28	20	48
10 Daungan CDC	MARLENE D. DE JESUS	11	11	22
11 Mabiga CDC	ROSEMARIE B. PILENIO	19	23	42
12 Mabuco CDC	CRISTINA C. BONDOC	16	15	31
13 Maite CDC	ARCELITA MALALUAN	19	16	35
14 Mambog CDC	CINDY M. MANZANILLA	15	25	40
15 Mandama CDC	AIVY ANNE GARCIA	25	25	50
16 Palihan CDC	MAY ALFARO	31	20	51
17 Palihan II CDC (Little Baguio)	MADENE MANALANZAN	24	21	45
18 Pandatung CDC	GLORIA T. POBLETE	25	25	50
19 Parapal CDC	MARICRIS ARGANDA	20	20	40
20 Pastolan CDC	ZAILLYN VIZCAYNO	22	19	41
21 Pulo CDC	AURORA P. SAMPANG	14	15	29
22 Saba CDC	LOIDA S. MABALA	17	16	33
23 Sacrifice Valley CDC	CIONICA PUBLICO	29	29	58
24 San Pedro CDC	HASMERE M. CAPILI	31	19	50
25 Sumalo CDC	GLORIA T. POBLETE	10	15	25
26 Sto. Cristo CDC	FLOR D. LAYUG	7	5	12
27 Tipo I CDC	JOCELYN N. LABASAN	17	22	39
28 Tipo II CDC	ALMA JOY ROSAL	17	22	39
29 Sto. Niño CDC	JANETTE B. DETIC	16	13	29
30 Cataning II CDC	JANETTE B. DETIC	20	12	32
<b>TOTAL</b>		<b>619</b>	<b>573</b>	<b>1,192</b>

Source: *PSWDO-Bataan*

*SEP2021/CDC\_CDW*

**Table 7.6**  
**List of Child Development Center and Child Development Workers**  
**with Number of Enrollees**  
*Municipality of Limay*  
*SY 2021-2022*

Child Development Center	Child Development Worker	No. of Enrollees		
		Male	Female	Total
1 Crusher CDC	Olivia Delos Santos	36	29	65
2 Lamao Proper CDC	Alona Cortez	35	57	92
3 Pag-asa CDC	Jonalyn Garcia	53	47	100
4 St,Francis 1 cdc	Regina A. Abarguez	16	21	37
5 Bo. Luz CDC	Michelle Sapuyot	31	28	59
6 Tundol CDC	Benjielyn V Sales	34	31	65
7 Kitang 1 CDC	Jhaira V. Ocampo	8	10	18
8 Townsite CDC	Mergen B. Mendoza	26	26	52
9 Upper Duale CDC	Catherine B. Heredia	19	19	38
10 Freefort A.CDC	Nova Mariano	21	24	45
11 Freefort B.CDC	Ma. Carmina Ajero	20	33	53
12 Marsteel CDC	Hope Beruiteson	28	28	56
13 Alangan CDC	Marsha G.Genega	45	37	82
14 Bliss CDC	Rowena M.Manuel	22	27	49
15 Carbon CDC	Maria Recar Fernandez	21	21	42
16 Petron A. SF2 CDC	Lyncelle c. Fernando	21	20	41
17 Lower Duale CDC	Josie B. Ibarrientos	14	18	32
18 Poblacion CDC	Rowena C. Menor	17	18	35
19 PEAS CDC	Russel F. Isayas	10	12	22
20 Bo. Tangke CDC	Star C. Adan	19	17	36
21 Petron B. CDC	Sonia S. Lingad	20	28	48
22 Landing CDC	Angelie Jose	20	21	41
<b>TOTAL</b>		<b>536</b>	<b>572</b>	<b>1,108</b>

Source: *PSWDO-Bataan*

*SEP2021/CDC\_CDW*

**Table 7.7**  
**List of Child Development Center and Child Development Workers**  
**with Number of Enrollees**  
*Municipality of Mariveles*  
*SY 2021-2022*

Child Development Center	Child Development Worker	No. of Enrollees		
		Male	Female	Total
1 Alion CDC	LEONORA L. MANIMTIM	22	20	42
2 Sunrise Village CDC	MICHELLE R. ALCAZAR	12	23	35
3 Bayview Village CDC	NENITA H. DELOS SANTOS	14	13	27
4 Sitio Paliparan CDC	ROSITA A. BERNALDO	11	16	27
5 Lucanin CDC	MARCELINA D. DE VERA	15	12	27
6 Townsite I CDC	GINA I. YULO	13	17	30
7 Townsite II CDC	ARMALIE C. PRENSICA	12	18	30
8 Cabcaban CDC	MERLY V. HERRERA	18	14	32
9 Cristina CDC	SHERYLOU S. AQUINO	15	15	30
10 Mt. View Resort CDC	SABRINA C. SEVILLA	9	13	22
11 Polaris CDC	ROSITA G. DE GUZMAN	13	14	27
12 Doña Adela CDC	SHIELA A. ECLAVEA	15	15	30
13 Doña Nene CDC	SHIRLEY P. YULO	11	19	30
14 Sitio Bakery CDC	MARRIZA M. JUSTINIANO	24	11	35
15 Marina Bay CDC	SHARON J. ORTILE	7	23	30
16 Sitio Manggahan CDC	MERCEDES SALENGA	13	18	31
17 Alasasin I CDC	WENIE LOU A. PANGINIBAN	18	12	30
18 Alasasin II CDC	MAXIMA E. BONGO	19	15	34
19 Sitio Dinginin CDC	MA. ELBA D. LIBAY	8	7	15
20 Baseco CDC	CYNTHIA P. DUQUILLA	13	11	24
21 Palao CDC	LYN M. CORPUZ	16	14	30
22 Sisiman CDC	ROSALIE F. MAGADA	16	19	35
23 Topside CDC	FLORIMEN O. VISITACION	15	15	30
24 Malaya I CDC	ANNABELLE O. DRIJE	14	8	22
25 Malaya II CDC	MELOJANE T. ESTIPULAR	13	9	22
26 Maligaya CDC	CARLOTA R. SUAREZ	9	26	35
27 San Carlos CDC	JASMIN E. LAMOSA	13	12	25
28 Camaya I CDC	MHATGEAL BENIGNO	8	12	20
29 Camaya II CDC	MILAGROS NOVENO	17	10	27
30 Camaya III CDC	JOSEPHINE M. ALIM	10	19	29
31 Camaya IV CDC	MARY JOY R. BASILIO	11	14	25
32 Poblacion CDC	RIZA C. DELGADO	10	12	22
33 Laya CDC	JOLINA BUSTAMANTE	11	13	24
34 Bonifacio CDC	MIRACLE MORALES	13	9	22
35 Sto. Niño I CDC	MARY JANE CONTRAVERDE	14	16	30
36 Sto. Niño II CDC	JOCELYN J. FASTIDIO	15	15	30
37 Naswe CDC	MARILOU A. AMBITA	14	12	26
38 Ipag CDC	MARICEL B. BIBON	10	10	20
39 San Isidro CDC	ROMINA D. BUISING	11	14	25
40 San Isidro II CDC	IMELDA PUBLICO	13	9	22
41 Acacia CDC	LILIBETH J. ACLADO	12	18	30
42 Balon CDC	ERMELYN M. ACLADO	18	12	30
43 Sitio Maangay CDC	JONALYN D. PELAYO	14	16	30
44 Porto del Sol CDC	JUNNALYN B. GALVEZ	17	18	35
45 Biaan CDC	MARLYN A. RUBIA	18	14	32
46 Bayan Bayanan	JASMIN DINO	17	13	30
47 NCDC	KATHERINE LAPID	8	18	26
<b>TOTAL</b>		<b>639</b>	<b>683</b>	<b>1,322</b>

Source: *PSWDO-Bataan*

*SEP2021/CDC\_CDW*

**Table 7.8**  
**List of Child Development Center and Child Development Workers**  
**with Number of Enrollees**  
*Municipality of Morong*  
*SY 2021-2022*

Child Development Center	Child Development Worker	No. of Enrollees		
		Male	Female	Total
1 Bernabe CDC	MA. CLEOF E. DAVID	17	18	35
2 Binaritan CDC	LILY A. DOMINGO	14	24	38
3 Cabildo CDC	RITAVIC A. PASTELERO	15	12	27
4 Hilltop CDC	RUBY A. YAMBAO	13	16	29
5 Sampaloc CDC	RUBY A. YAMBAO	15	16	31
6 Ibayo CDC	DONNA C. RAMOS	20	20	40
7 Kanawan CDC	GARRY D. BAUTISTA	11	6	17
8 Nagbalayong PM CDC	PLEBECITA E. JAPSON	31	28	59
9 Mabayo I CDC	SHARMAINE HAZELM. ESPAÑOL	22	33	55
10 Mabayo II CDC	BLEND A. BAKING	21	24	45
11 Maticu CDC	BARBARA G. MALLARI	13	13	26
12 Minanga CDC	AGNES S. AGAPITO	13	11	24
13 Nagbayalong AM CDC	LILIBETH DG. SACDALAN	18	10	28
14 Pag-asa CDC	LILIBETH DG. SACDALAN	10	7	17
15 Relocation CDC	OLIVA B. VALENCIA	5	4	9
16 Poblacion CDC	ALMA M. MAAS	7	12	19
17 Panibatuhan CDC				-
<b>TOTAL</b>		<b>245</b>	<b>254</b>	<b>499</b>

Source: *PSWDO-Bataan*

*SEP2021/CDC\_CDW*



**Table 7.9**  
**List of Child Development Center and Child Development Workers**  
**with Number of Enrollees**  
*Municipality of Orani*  
*SY 2021-2022*

Child Development Center	Child Development Worker	No. of Enrollees		
		Male	Female	Total
1 Alikabok CDC	Lucila Fernandez	33	32	65
2 Apollo CDC	MINERVA C. BALTAZAR	22	18	40
3 Balut CDC	LIZA L. SEVILLA	20	20	40
4 Bayan CDC	GLENDA PESQUISA	14	18	32
5 Bayan-Bayanan CDC	MYLA M. PEREZ	17	15	32
6 Calero CDC	VILMA TATO	25	21	46
7 Doña CDC	JULIET M. BULANOS	26	31	57
8 Iguana CDC	RHODORA R. TEMPLO	30	25	55
9 Kabalutan CDC	ELVIE Q. FLORES	26	16	42
10 Kaparangan CDC	ABBIE GAIL M. DEL MONTE	18	12	30
11 Legua CDC	MARY ANN M. CADAJAS	12	18	30
12 Ma. Fe CDC	DOLORES D. CASTRO	25	25	50
13 Masapsap CDC	LINA MARIA R. TOLENTINO	10	9	19
14 Mulawin CDC	MARINA C. MAYUYO	29	16	45
15 Pacar CDC	JENNIFER G. YUMOL	15	28	43
16 Pag-asa CDC	VICTORIA O. NAVOA	22	18	40
17 Palihan CDC	ROSALIE E. TUNGOL	27	23	50
18 Pantalan Bago CDC	JULIANA C. ALONZO	31	29	60
19 Pantalan Luma CDC	ROWENA I. GUITAP	25	20	45
20 Paraiso CDC	RUFINA E. GARCIA	24	25	49
21 Puksuan CDC	KATRINA A. SERDONEZ	13	12	25
22 Pulo CDC	ARLE Z. SANTOS	18	19	37
23 Sibul CDC	LIBRADA S. SOQUIAT	15	10	25
24 Tagumpay CDC	GLENDA S. PESQUISA	9	6	15
25 Tala CDC	MYRNA U. MONDALA	19	19	38
26 Talahib CDC	LINA MARIA R. TOLENTINO	12	9	21
27 Talimundoc CDC	IMELDA B. ALNGOG	17	17	34
28 Tapulao CDC	JOSEPHINE S. CARIG	31	29	60
29 Tenejero CDC	LEAH C. REYES	31	29	60
30 Tugatog CDC	MA. CECILIA C. TOLENTINO	19	31	50
31 Wawa CDC	REGINA ONATE	18	6	24
32 Parang-parang CDC	KIMBERLY T. TONGCO	11	9	20
33 Silahis CDC	AILEEN MENDOZA	8	4	12
<b>TOTAL</b>		<b>672</b>	<b>619</b>	<b>1,291</b>

Source: *PSWDO-Bataan*

*SEP2021/CDC\_CDW*

**Table 7.10**  
**List of Child Development Center and Child Development Workers**  
**with Number of Enrollees**  
*Municipality of Orion*  
*SY 2021-2022*

Child Development Center	Child Development Worker	No. of Enrollees		
		Male	Female	Total
1 Arellano CDC	JHENELYN VILLEGAS	10	7	17
2 Bagumbayan CDC	JAYVEE Z. CRUZ	13	14	27
3 Balagtas CDC	CHERYL D. REYES	22	19	41
4 Balut CDC	IRENE B. ENRIQUEZ	16	19	35
5 Bangad CDC	LYFREN G. ALAVADO	21	19	40
6 Bantan CDC	RUSSELLE G. PEREZ	13	17	30
7 Bayan-bayanan CDC	MA. CRISTINA DE PALOMA	21	26	47
8 Bilolo CDC	MARILYN G. MACADANGDANG	41	50	91
9 Calungusan CDC	RECYLYN M. DE GUZMAN	21	14	35
10 Camachile CDC	NESTLE S. LUDOVICO	27	19	46
11 Capunitan I CDC	ROMENA B. CRISTOBAL	23	32	55
12 Capunitan II CDC	LENY S. ORIA	33	22	55
13 Daan Bago CDC	JHENELYN VILLEGAS	20	12	32
14 Daan Bilolo CDC	MAY ANN R. SANCHEZ	29	28	57
15 Daan Pare CDC	MARIEL E. CRUZ	21	27	48
16 Gawad Kalinga CDC	MICHELLE BELTRAN	8	14	22
17 Gen. Lim CDC	JOAN D. MAGPOC	33	37	70
18 Lati CDC	MELIZA S. MANJARES	19	21	40
19 Lusungan CDC	ELVIRA B. LEGASPI	18	22	40
20 Mabato CDC	ELEONOR M. ANZA	16	16	32
21 Mabeg CDC	MICHELLE BELTRAN	10	12	22
22 Puting Buhangin CDC	MYRNA P. TABLADA	28	20	48
23 Sabatan CDC	LIZA B. PACION	19	39	58
24 San Vicente CDC	ELENA D. CLAVEL	19	13	32
25 Sibul II CDC	ANITA P. MARCELO	42	45	87
26 Sta. Elena CDC	AILEEN H. TACUBAN	24	29	53
27 Sto. Domingo CDC	VILMA V. PEREZ	28	32	60
28 Villa Angeles CDC	RHEA T. AGULTO	13	23	36
29 Wakas CDC	MARIETA B. CRUZ	26	21	47
30 Wawa CDC	MITCHEL A. APOLINARIO	27	20	47
<b>TOTAL</b>		<b>661</b>	<b>689</b>	<b>1,350</b>

Source: **PSWDO-Bataan**

SEP2021/CDC\_CDW

**Table 7.11**  
**List of Child Development Center and Child Development Workers**  
**with Number of Enrollees**  
*Municipality of Pilar*  
 SY 2021-2022

Child Development Center	Child Development Worker	No. of Enrollees		
		Male	Female	Total
1 Alauli CDC	MENCHIE HUELBA	24	34	58
2 Bagumbayan CDC	MARGARITA R. VICENTUAN	22	11	33
3 Balut I CDC	CLARITA CASTILLO	9	7	16
4 Balut II CDC	BRENDA ROQUE	18	21	39
5 Batangas III CDC	JONALYN DE LEON	27	20	47
6 Boulevard CDC	PATRICIA DIWA	25	27	52
7 Diwa CDC	JOSEFA FLORES	33	27	60
8 Korokan CDC	MANILYN R. GALANG	18	12	30
9 Landing CDC	SANDRA SANTOS	8	20	28
10 Liyang CDC	RESURRECCION JAVIER	20	19	39
11 Nagwaling CDC	MA. ELENA ALCANTARA	24	21	45
12 Panilao CDC	MA. CECILIA DISPO	19	26	45
13 Pantingan CDC	MARILYN LEGASPI	14	10	24
14 Pilar CDC	MA. LOURDES C. SILVANO	26	24	50
15 Poblacion CDC	NYMPHA CASTILLO	28	19	47
16 Sta. Rosa CDC	SOCORRO CLORINA	26	31	57
17 Tabon CDC	ARLYN P. MENDOZA	20	13	33
18 Wakas North CDC	CYNTHIA GUIAO	20	18	38
19 Wakas South CDC	MA. LORENA ZABALA	18	23	41
20 Wawa CDC	NORMA CASTILLO	18	16	34
<b>TOTAL</b>		<b>417</b>	<b>399</b>	<b>816</b>

Source: *PSWDO-Bataan*

SEP2021/CDC\_CDW

**Table 7.12**  
**List of Child Development Center and Child Development Workers**  
**with Number of Enrollees**  
*Municipality of Samal*  
 SY 2021-2022

Child Development Center	Child Development Worker	No. of Enrollees		
		Male	Female	Total
1 East Calaguiman CDC	Dolores Datu	23	27	50
2 East Daan Bago CDC	Sherilyn Bagaporo	7	10	17
3 Gugo Adamson CDC	Mizhal Pinili	24	26	50
4 Gugo Proper CDC	Marian Sambal	15	8	23
5 Gugo Hacienda CDC	Marian Sambal	17	12	29
6 Ibaba CDC	Joan Maralit	21	24	45
7 Parang CDC	Danice Samson	25	20	45
8 Imelda Ibaba CDC	Elena Aragon	12	14	26
9 Vicente Salenga CDC	Elena Aragon	12	13	25
10 Lalawigan CDC	Glomar Bugay	14	22	36
11 Palili Proper CDC	Ludivina Lazo	13	13	26
12 Palili Townsite CDC	Ludivina Lazo	16	4	20
13 San Juan I CDC	Maribel Inton	15	15	30
14 San Juan II CDC	Maribel Inton	13	17	30
15 San Roque CDC	Sherilyn Bagaporo	8	10	18
16 Sapa CDC	Elizabeth Pagaduan	25	32	57
17 Sta. Lucia CDC	Mary Grace Sarmiento	10	20	30
18 Tabing Ilog CDC	Michaela Isidro	18	22	40
19 West Calaguiman CDC	Michaela Isidro	11	10	21
20 West Daan Bago CDC	Joan Maralit	7	9	16
21 SNP Sapa	Glomar Bugay	11	14	25
22 SNP San Juan	Mary Grace Sarmiento	12	18	30
23 National Child Development Ce	Mellanie Austria	34	27	61
<b>TOTAL</b>		<b>363</b>	<b>387</b>	<b>750</b>

Source: *PSWDO-Bataan*

SEP2021/CDC\_CDW

**Table 7.13**  
**RURAL IMPROVEMENT CLUB (RIC) BY MUNICIPALITY**  
*Province of Bataan*  
*as of December 2021*

Municipality/City	Barangay	No. of Members	Name of Chairperson
<b>DISTRICT I</b>			
<b>Hermosa</b>			
Sitio Batu-batu Saba RIC	Saba	18	Ms. Juana Diwa
<b>Orani</b>			
Sampaguita RIC MPC	Tapulao	34	Ms. Riza Tupas
Gawad Kalinga RIC	Pantalan Luma	16	Ms. Perlita I. Dionisio
Pulo RIC	Pulo	15	Ms. Leonida Esguerra
<b>Samal</b>			
Kaliwanag RIC	San Roque	22	Ms. Agnes Alisbo
<b>Abucay</b>			
Calaylayan RIC	Calaylayan	20	Ms. Divina Canare
Capitangan RIC	Capitangan	20	Ms. Teodula Ventura
Gawad Kalinga RIC	Salian	25	Ms. Rowena Cabildo
Bangkal RIC	Bangkal	63	Ms. Lilia C. Umali
San Andres RIC	San Andres Capitangan	20	Ms. Mariliza Dela Cruz
<b>Sub-Total</b>		<b>253</b>	<b>0</b>
<b>DISTRICT II</b>			
<b>City of Balanga</b>			
Central RIC	Central	15	Ms. Rosalie Celis
Sibacan RIC	Sibacan	26	Ms. Erlinda de Leon
Tenejero RIC	Tenejero	31	Ms. Adoracion Apolonio
Dangcol RIC	Dangcol	18	Ms. Emelda P. Majadas
Munting Batangas RIC	Munting Batangas	32	Ms. Mercy T. Eules
<b>Pilar</b>			
Bagumbayan RIC	Bagumbayan	58	Ms. Merlina Bernardo
Burgos RIC	Burgos	15	Ms. Nelia Aranas
Del Rosario RIC	Del Rosario	17	Ms. Lolit Francisco
Diwa RIC	Diwa	30	Ms. Susana Yalong
Landing RIC	Landing	20	Ms. Purita Ramos
Liyang RIC	Liyang	59	Ms. Corazon Santiago

Nagwaling RIC	Nagwaling	22	Ms. Rhyna Aro
Poblacion RIC	Poblacion	23	Ms. Elizabeth Paguio
Sta Rosa RIC	Sta Rosa	15	Ms. Lourdes Samson
Wakas North RIC	Wakas North	15	Ms. Ruth Roque
Wakas South RIC	Wakas South	16	Ms. Satunina Ramos
<b>Orion</b>			
Gen. Lim RIC	Gen. Lim	17	Ms. Frosie Guevarra
Kabalikat RIC Federation	Daan Pare	38	Ms. Cecilia P. de Guzman
Bilolo RIC	Bilolo	21	Ms. CorazonD. Santos
Sibul II RIC	Daan Pare	18	Ms. Merly M. Yalung
<b>Limay</b>			
Flower RIC	Townsite	28	Ms. Edna Savellano
<b>Sub-Total</b>		<b>534</b>	<b>0</b>
<b>DISTRICT III</b>			
<b>Bagac</b>			
A. Ricardo RIC	A. Ricardo	33	Ms. Esperanza Bantugan
Binukawan RIC	Binukawan	40	Ms. Memory Agrimano
Parang RIC	Parang	22	Ms. Marivic Bunio
Quinawan RIC	Quinawan	42	Ms. Jenefe Umandal
Tabing-ilog RIC	Tabing-ilog	22	Ms. Erlinda Ursulo
<b>Mariveles</b>			
Camaya RIC	Camaya	25	Ms. Maricris Toledo
<b>Morong</b>			
Minanga RIC	Mabayo	20	Ms. Imelda C. Dumaguit
Katungan RIC	Nagbalayong	25	Ms. Merlita D. Perez
Nagbalayong RIC	Nagbalayong	25	Ms. Lourdes D. Corbadora
Maticu RIC	Sabang	20	Ms. Perlita Alcrates
Hilltop RIC	Sabang	20	Ms. Dolores Urbano
<b>Dinalupihan</b>			
Linaco Womens RIC	Naparing	32	Ms. Lunarica de Leon
Sta. Lucia-Pita RIC	Pita	19	Ms. Lucila Palmares
<b>Sub-Total</b>		<b>345</b>	<b>0</b>
<b>GRAND TOTAL</b>		<b>1132</b>	

Source: Office of the Provincial Agriculturist

SEP2021/farm home resources mgmt

**VIII.**  
**INFRASTRUCTURE**  
**AND UTILITIES**

# **A. Roads and Bridges**

**Table 8.0**  
**LENGTH OF EXISTING NATIONAL ROAD**  
**BY TYPE OF PAVEMENT AND BY CITY/MUNICIPALITY**

*Province of Bataan*  
*As of December 2021*

CITY/MUNICIPALITY	TYPE OF PAVEMENT (km.)			TOTAL LENGTH (KM.)
	CONCRETE	ASPHALT	UNPAVED	
Abucay	9.270	11.354	0.000	20.624
Bagac	43.658	5.924	0.000	49.582
City of Balanga	11.218	7.762	0.000	18.980
Dinalupihan	11.779	15.838	0.000	27.617
Hermosa	2.264	11.827	0.000	14.091
Limay	7.886	8.465	0.000	16.351
Mariveles	60.398	23.063	0.000	83.461
Morong	6.623	17.249	0.000	23.872
Orani	0.277	6.546	0.000	6.823
Orion	6.226	9.641	0.000	15.867
Pilar	14.405	9.433	0.000	23.838
Samal	3.971	18.625	0.000	22.596
<b>Bataan</b>	<b>177.975</b>	<b>145.727</b>	<b>0.000</b>	<b>323.702</b>

Source : *DPWH 1 & 2*

*SEP2021/length of existing national provincial rd*



**Table 8.1**  
**LENGTH OF EXISTING PROVINCIAL ROAD**  
**BY TYPE OF PAVEMENT AND BY CITY/MUNICIPALITY**

*As of December 2021*

*Province of Bataan*

CITY/MUNICIPALITY	TYPE OF PAVEMENT (km.)			TOTAL LENGTH (KM.)
	CONCRETE	ASPHALT	UNPAVED	
Abucay	28.617	0.000	0.000	28.617
Bagac	11.779	0.159	3.120	15.058
City of Balanga	37.781	3.831	0.236	41.848
Dinalupihan	9.808	1.818	1.589	13.215
Hermosa	7.019	8.476	4.723	20.218
Limay	7.990	1.042	0.000	9.032
Mariveles	6.817	2.232	3.997	13.046
Morong	9.875	16.114	0.000	25.989
Orani	46.024	1.038	10.302	57.364
Orion	17.641	0.375	0.000	18.016
Pilar	7.009	0.000	0.000	7.009
Samal	19.162	3.589	0.408	23.159
<b>Bataan</b>	<b>209.522</b>	<b>38.674</b>	<b>24.375</b>	<b>272.571</b>

Source : **PEO**

*SEP2021/length of existing road*

## **B. Irrigation**

**Table 8.2**  
**PROVINCIAL IRRIGATION COVERAGE BY MUNICIPALITY/CITY**  
*As of December 2020*  
*Province of Bataan*

Municipality/City	NATIONAL IRRIGATION SYSTEM (NIS)				COMMUNAL IRRIGATION SYSTEM (CIS)										TOTAL			
	Potential Irrigable Area	No. of System	Service Area		Potential Irrigable Area	Reservoir		Gravity		** Pump		Total			Potential Irrigable Area	No. of System	Service Area	
			Actual Area	% Pot'l.		No. of System	Service Area	No. of System	Service Area	No. of Units (s)	Service Area	No. of System	Service Area	% Pot'l.			Actual Area	% Pot'l.
Abucay					2,243.00			3	76.00	5	15.00	3	91.00	4%	2,243.00	3	91.00	4%
Bagac					2,685.13			8	519.31	6	18.00	8	537.31	20%	2,685.13	8	537.31	20%
City of Balanga					1,580.00			5	964.00	18	54.00	5	1,018.00	64%	1,580.00	5	1,018.00	64%
Dinalupihan	620	1*	508	82%	2,367.00			11	657.00	19	57.00	11	714.00	30%	2,987.00	14	1,222.00	41%
Hermosa	470	1*	355	76%	1,665.00			6	386.00	7	21.00	6	407.00	24%	2,135.00	14	762.00	36%
Limay					480.00			3	465.00	3	9.00	3	474.00	99%	480.00	3	474.00	99%
Mariveles					1,110.00			1	860.00	9	27.00	1	887.00	80%	1,110.00	1	887.00	80%
Morong					1,200.00			5	586.00	4	12.00	5	598.00	50%	1,200.00	5	598.00	50%
Orani					711.00			3	470.92	4	12.00	3	482.92	68%	711.00	3	482.92	68%
Orion					977.23			1	46.00	7	21.00	1	67.00	7%	977.23	1	67.00	7%
Pilar					1,591.00			1	1000.00	17	51.00	1	1,051.00	66%	1,591.00	1	1,051.00	66%
Samal					879.06			7	547.00	7	21.00	7	568.00	65%	879.06	7	568.00	65%
<b>TOTAL</b>	<b>1,090</b>		<b>863</b>	<b>79%</b>	<b>17,488.42</b>			<b>54</b>	<b>6,577.23</b>	<b>106</b>	<b>318.00</b>	<b>54</b>	<b>6,895.23</b>	<b>39%</b>	<b>18,578.42</b>	<b>65</b>	<b>7,758.23</b>	<b>42%</b>

Source: **National Irrigation Administration**

SEP2021/Irrigation

\*NIS has only one (1) System Namely Colo/Layac/Balsik RIS

\*\*PIS - Augmentation Project

# C. Transportation

**Table 8.3**  
**Breakdown of Registered Motor Vehicles by Major Classification**  
*Province of Bataan*  
CY 2016-2021

<b>CLASSIFICATION</b>	<b>2016</b>	<b>2017</b>	<b>2018</b>	<b>2019</b>	<b>2020</b>	<b>2021</b>
<b>Private</b>	<b>35,997</b>	<b>43,125</b>	<b>42,746</b>	<b>52,122</b>	<b>49,328</b>	<b>49,588</b>
Cars	4,970	5,020	5,302	7,338	8,012	7,988
Utility Vehicles/SUVs	8,761	9,468	7,243	11,412	16,899	15,982
Trucks and Buses	1,527	732	805	714	1,152	998
Motorcycles (with and w/out SC)	20,390	27,695	29,174	32,621	23,154	24,522
Trailers	349	210	222	37	111	98
<b>For Hire</b>	<b>23,289</b>	<b>20,708</b>	<b>22,348</b>	<b>25,959</b>	<b>16,411</b>	<b>16,431</b>
Utility Vehicles/SUVs	2,919	5,251	3,326	1,494	802	1,102
Trucks and Buses	1,645	994	746	368	131	434
Tricycles	18,530	14,267	18,172	24,034	15,453	14,860
Trailers	195	196	104	63	25	35
<b>Government</b>	<b>1,673</b>	<b>1,791</b>	<b>1,234</b>	<b>1,166</b>	<b>502</b>	<b>644</b>
Cars	308	279	266	259	171	203
Utility Vehicles/SUVs	383	608	359	371	236	276
Trucks and Buses	216	378	242	197	51	89
Motorcycles (with and w/out SC)	766	526	367	339	44	76
Trailers	0	0	0	0	0	0
<b>GRAND TOTAL</b>	<b>60,959</b>	<b>65,624</b>	<b>66,328</b>	<b>79,247</b>	<b>66,241</b>	<b>66,663</b>

Source: *Land Transportation Office*

SEP2021/breakdown

**Table 8.4**  
**EXISTING BUS COMPANY**  
*As of December 2021*  
*Province of Bataan*

Name of Company	Address/Tel. #	Existing No. of Units	Point of Destination	Schedule		Rate of Fare	
				First Trip	Last Trip	Aircon	Ordinary
Victory Liner	Calero, Ibayo, Balanga City 0998-591-5021	NDA	Balanga-Olongapo	3:00AM	9:00PM		96.00
Bataan Transit	Ibayo, Balanga City 237-1130	9	Balanga-Cubao	2:30AM	6:00PM	260.00	
Bataan Transit	Lakandula St., Pob./ San Isidro, Mariveles 0922-609-8156/935-6697		Mariveles-Avenida Mariveles-San Fernando Mariveles-La Union Mariveles-San Jose	1:45AM 3:50AM 2:15AM 3:10AM	5:00PM 4:40PM 1:15PM 1:30PM	363.00 231.00 680.00	
Genesis Transport Service	Lakandula St., Pob. Mariveles 0933-852-7645 935-4737		Mariveles-Pasay Mariveles-Avenida Mariveles-Baguio	6:00AM	8:00AM	570.00	
Genesis Transport Service	Ibayo, Balanga City 237-3310	28 10	Balanga-Avenida Balanga-Pasay Balanga-Baguio	7:15AM			

Source: *Different Bus Company*

SEP2021/existing bus co

**Table 8.5**  
**EXISTING NUMBER OF MINI BUS BY ROUTE**  
**AND NUMBER OF TRIPS PER UNIT**

*As of December 2021*  
*Province of Bataan*

Existing Route	Distance (km.)	Existing No. of Mini Bus/SUV	No. of Trips/Day
<b><i>A. Intra - Provincial</i></b>			
1. Balanga - Olongapo	50 kms.	49 units	9 trips/day
2. Balanga - San Fernando	58 kms.	33 units	20 trips/day
3. Balanga - Dau via SCTEX	75 kms.	25 units	12 trips/day
<b><i>B. Inter - Provincial</i></b>			
1. Balanga - Mariveles	46.98 kms.	70 units	35 trips/day
2. Balanga - Morong - SBMA	50.48 kms.	40 units	2 trips/day
<b>T O T A L</b>		<b>217 units</b>	

Source: *SM Terminal, Balanga City*

*SEP2021/existing no of mini bus*

**Table 8.6**  
**EXISTING NUMBER OF JEEPNEY BY ROUTE**  
**AND NUMBER OF TRIPS PER UNIT**

*As of December 2021*  
*Province of Bataan*

Existing Route	Distance (km.)	Existing No. of Jeepney	No. of Trips/Day
<b><i>A. Inter - Provincial</i></b>			
1. Balanga - Abucay	4.72 kms.	45 units	4 trips/day
2. Balanga - Bagac (modernized)	27.82 kms.	10 units	
3. Balanga - Parang - Binukawan	18 kms.	35 units	5 trips/day
4. Balanga - Orani (modernized)	13.87 kms.	15 units	
5. Balanga - Lamao	24 kms.	230 units	80 trips/day
6. Balanga - Cabog-Cabog	16 kms.	26 units	5 trips/day
7. Balanga - Dinalupihan Hi-way	26.12 kms.	50 units	20 trips/day
8. Balanga - B.S.C (Abucay)	18 kms.	13 units	3 trips/day
9. SM Terminal - Vista Mall (MexJeep)	4.5 kms.	7 units	
<b><i>B. Intra - Provincial</i></b>			
1. Dinalupihan - Olongapo	27 kms.		
2. Dinalupihan - Guagua	25 kms.		
3. Dinalupihan - Florida Blanca	20 kms.		
4. Dinalupihan - Porac	27 kms.		
<b>T O T A L</b>		<b>431 units</b>	

Source: *SM Terminal, Balanga City*

*SEP2021/jeepney by route*



# D. Communication

**Table 8.7**  
**Telecommunication Companies/Facilities by City/Municipality**  
*Province of Bataan*  
*CY 2021*

<b>Name of Telecommunication Company/Facility</b>	<b>Name of Manager/Owner</b>	<b>Business Address</b>	<b>Number of Cellsites</b>	<b>Number of Subscribers</b>	<b>Number of Lines Available</b>	<b>Other Services Offered</b>
<b>Bagac (2019)</b>						
1 Globe	Emmanuel Ejercito	Brgy. Atilano Ricardo/ Brgy. Binukawan/ Brgy. Pag- asa	3			
<b>City of Balanga (2021)</b>						
1 Globe Telecom, Inc.	Globe Telecom Inc.	Recar Comml. Cmplx., Catanging				
2 Innove Communication Inc.	Innove Communication Inc.	Recar Building, Catanging				
3 Phil. Long Distance Telephone Inc.	PLDT Inc.	Cuaderno St., Doña Francisca				
4 We are it Philippines Inc.	We are it Philippines Inc.	Roman Highway, Tuyoy				
5 Smart Communications Inc.	Smart Communications Inc.	E.B.A. Mall, J.P. Rizal St. Poblacion				
6 Sun Cellular	Digitel Mobile Phis., Inc.	E.B.A. Mall, J.P. Rizal St. Poblacion				
<b>Dinalupihan (2019)</b>						
1 Smart Communications	Manny Pangilinan	Ortigas, Pasig City	2			
2 Globe Telecom	Ernest L. Cu	Mandaluyong City	5			
3 Digital Telecommunications	Manny Pangilinan	Quezon City	1			

**Table 8.7**  
**Telecommunication Companies/Facilities by City/Municipality**  
*Province of Bataan*  
*CY 2021*

<b>Name of Telecommunication Company/Facility</b>	<b>Name of Manager/Owner</b>	<b>Business Address</b>	<b>Number of Cellsites</b>	<b>Number of Subscribers</b>	<b>Number of Lines Available</b>	<b>Other Services Offered</b>
<b>Hermosa (2019)</b>						
1 Globe Telecom			2			
<b>Mariveles (2020)</b>						
1 PLDT	Phil. Long Distance Tel. Co.	AFAB	N/A	N/A	N/A	Internet
<b>Morong (2019)</b>						
1 Smart		Binaritan	4			
2 Globe		Binaritan	4			
<b>Orani (2019)</b>						
1 Convergence Information & Communication		Parang-Parang, Orani, Bataan	0	0	0	0
2 Globe Telecom		Balut, Orani, Bataan				
<b>Samal (2020)</b>						
1 Globe Telecom Inc.		Ibaba, Samal, Bataan				

Source: **C/MBPLO**

SEP2021/telco

**Table 8.8**  
**List of Local Radio Stations**  
*Province of Bataan*  
*CY 2021*

NAME OF RADIO STATION	STATION MANAGER/ OWNER	BUSINESS ADDRESS	TELEPHONE NO.	MOBILE NO.	EMAIL ADDRESS
<b>City of Balanga (2021)</b>					
SIKAT FM PRODUCTIONS RADIO BROADCASTING STATION	ABLAO, EARL JOHN	CRAJJ BLDG. PRIMEROSE ST., Doña Francisca		9562049111	sikatfmproductions@gmail.com
Poweradio 104.7 FM & Mobile Services	Jaime Z. Mangalindan	Gomez St., Bagumbayan		9185677397	jimmyz1047@yahoo.com
Smile Radio	Gener Andres S. Marquez	Zamora, Bagumbayan		9283170423	gener8824@yahoo.com
<b>Mariveles (2021)</b>					
100.9 Light Fm Mariveles		Type A1D FAB Housing Brgy. Malaya		0966 456 4118	

Source: *MPDC/CPDC*

*SEP2021/radio stations*

**Table 8.9**  
**List of Cable Networks by City/Municipality**  
*Province of Bataan*  
*CY 2021*

<b>Name of Cable Network</b>	<b>Name of Manager/Owner</b>	<b>Business Address</b>
<b>Abucay (2019)</b>		
1 Mabuhay Cable	Ana Margarita S. Paguio	Gabon, Abucay, Bataan
<b>Bagac (2019)</b>		
1 St. Joseph Cable TV System	Josephine Lim Saba	A. Ricardo, Bagac, Bataan
2 Lucky Cable Services (Signal)	Warlito E. Crisolo	Ibaba, Bagac, Bataan
<b>City of Balanga (2021)</b>		
1 Bataan Space Cable Network, Inc.	BATAAN SPACE CABLE NETWORK, INC.	Cuaderno St., DFS
<b>Dinalupihan (2019)</b>		
1 Mt. Malasimbu Cable TV Corp	Lili Michelle C. Edrada	Rizal St., Din. Bataan
2 Vandamyel Direct to Home Satellite Services	Ma. Clarissa E. Cayanan	San Ramon, Din. Bataan
<b>Hermosa (2019)</b>		
1 Hermosa Cable	Lilli Michelle Edrada	Mabuco
<b>Limay (2020)</b>		
1 Central Luzon Cable TV Network	Anthony Uy	Nat'l Road, Townsite
2 Converge Information & Comm. Tech. Solution Inc.	Anthony Uy	Nat'l Road, Townsite
<b>Mariveles (2020)</b>		
1 Central Luzon Cable TV Network Inc.	Gina Esquivel	Balon Anito
2 WDV Satellite Cable Trading	Tony Dimaala	Lakandula Street
<b>Morong (2019)</b>		
1 SIGNAL	Melody Abad	Poblacion, Morong, Bataan
2 Central Luzon Cable Television	Dennis Anthony Uy	Binaritan, Morong, Bataan
3 Cable/TV Satellite	Darwin SJ Ramirez	J. Luna Poblacion, Morong, Bataan
<b>Orani (2019)</b>		
1 Central Luzon Cable TV	Dennis Uy	Parang-Parang, Orani, Bataan
<b>Samal (2020)</b>		
1 Mabuhay Cable TV Inc.	Ana Margarita M. Paguio	Samal, Bataan
2 Converge ICT Solution Inc.	Converge ICT Solution Inc.	Samal, Bataan
3 Cayanan TV Satellite Service	Raymundo M. Cayanan	Lalawigan, Samal, Bataan

Source: *MPDC's/CPDC*

*SEP2021/cable network*

**Table 8.10**  
**List of Local Newspaper/Publication**  
*Province of Bataan*  
*CY 2021*

<b>NAME OF NEWSPAPER/PUBLICATION</b>	<b>NEWSPAPER/PUBLICATION MANAGER/OWNER</b>	<b>BUSINESS ADDRESS</b>	<b>TELEPHONE NO.</b>	<b>MOBILE NO.</b>	<b>EMAIL ADDRESS</b>
Sibulan News Publishing	Mendoza, Mary Rose V.	Mabatang(Ganzon Vill.), Abucay, Bataan		9108573860	
Luzon Tribune	Manrique, Leo Ruben C.	Mabatang, Abucay, Bataan			
BPC Koop Vision	Anna Marie P. Baluyot	Capitol Site, San Jose		9613698286	robvalencia1984@gmail.com
Newshawk Newsweekly	Greg O. Refraccion	Manahan St., Tenejero		9197102742	robvalencia1984@gmail.com
Bataan Standard Newsweekly	Helen M. Sevilla	SHP Bldg., Poblacion		9185771420	b_standardnw@yahoo.com
Bataan Chronicle News Publishing	Soriano, Josephine	Roman Superhighway, Camacho		9202725148	soriano_josephine@yahoo.com
Bataan Peninsula Times	Mario T. Supnad	Villa Angelina Subd., Tenejero		9179067844	mario_supnad@yahoo.com
Bataan Primestar Newsweekly	Zenaida M. Soriano	Roman Super Highway, Camacho		9175115665	zmsoriano@yahoo.com
Mount Samat Weekly Forum	Maricel S. Galura	Capitol Drive, San Jose		9176227741	bpp.gsan@yahoo.com.ph
La Kristina's Printing Press	Diego, Ofelia Carreon	San Pedro, Hermosa	491-1213		
Bataan Journal	Nepomuceno, Alexander Mendoza	Mambog, Hermosa			
Central Luzon Forum	Benzon, Claudio Modales	Balsik, Hermosa			
Millennium Trumpet News Publishing	Cigaral, Michael Rivero	Palihan, Hermosa			
Bataan Defenders News	Arturo A. Galicia	Masantol, Orani, Bataan			

**Table 8.11**  
**EXTENT OF POSTAL SERVICE SYSTEM**  
*Province of Bataan*  
*CY 2016*

Municipality/City	Station	Existing P. O./Postal Station				Population	No. of Letter Carrier	Letter Carrier to Population Ratio	Post Office to Population Ratio	Monthly Average Mail Volume Handled	
		PHILPOST Owned	Public Bldg.	Rented	Total					Posted	Delivered
Abucay*	Plaza	0	1	0	1	40,304	1	1:40,304	1:40,304	600	6,500
Bagac	Mun. Bldg.	0	1	0	1	27,204	1	1:27,204	1:27,204	-	3,600
City of Balanga	Poblacion	0	0	1	1	97,691	6	1:16,282	1:48,846	8,500	26,600
	Capitol Bldg.	0	1	0	1	-	-	-	-	5,200	-
Dinalupihan*	Mun. Compound	1	0	0	1	108,193	4	1:27,048	1:108,193	3,662	6,700
Hermosa	Mun. Bldg.	0	1	0	1	67,696	2	1:33,848	1:67,696	3,400	37
Limay	Mun. Bldg.	0	1	0	1	70,357	3	1:23,452	1:70,357	847	3,898
Mariveles*	Poblacion	1	0	0	1	130,566	4	1:21,761	1:43,522	850	4,220
	AFAB (BEPZ)	0	1	0	1	-	1	-	-	10,609	23,857
	Cabcaben	0	1	0	1	-	1	-	-	9,224	33,122
Morong	Mun. Bldg.	0	1	0	1	30,668	1	1:30,668	1:30,668	-	3,600
Orani	Mun. Bldg.	0	1	0	1	68,074	3	1:22,691	1:68,074	850	9,670
Orion	Mun. Bldg.	0	1	0	1	56,910	3	1:18,970	1:56,910	3,124	3,000
Pilar	Mun. Bldg.	0	1	0	1	42,235	1	1:42,235	1:42,235	2,259	13,156
Samal	Mun. Bldg.	1	0	0	1	35,635	1	1:35,635	1:35,635	1,053	2,165
<b>BATAAN</b>	<b>TOTAL</b>	<b>3</b>	<b>11</b>	<b>1</b>	<b>15</b>	<b>775,407</b>	<b>32</b>	<b>1:24,231</b>	<b>1:51,694</b>	<b>50,178</b>	<b>140,125</b>

Source: *Post Office*

SEP2021/postal

# E. Power



**Table 8.12**  
**STATUS OF ELECTRIFICATION AND MEMBERSHIP**  
**BY MUNICIPALITY/CITY**  
*As of December 2020*  
*Province of Bataan*

A. Electrification Level

Municipality/ City	Barangay			Sitios	CONNECTION				Membership				
	Potential	Actual to Date	Percentage		Potential	For the Month	Actual to Date	Percentage	For the Month	To Date	Deceased/withdrawn/surrendered (-)	From FO to MC (+)	Sanitized Membership as of December 2017
Abucay	9	9	100%	22	11,600	19	12,055	103.92%	14	10,349	-3	0	10,346
Bagac	14	14	100%	31	7,300	10	7,432	101.81%	8	8,024	0	0	8,024
City of Balanga	25	25	100%	25	25,400	70	26,472	104.22%	32	23,678	-4	0	23,674
Dinalupihan	46	46	100%	53	26,900	68	28,523	106.03%	50	25,548	-3	0	25,545
Hermosa	23	23	100%	45	16,400	28	17,842	108.79%	71	16,580	0	0	16,580
Limay	12	12	100%	21	17,100	92	18,247	106.71%	25	16,841	-3	0	16,838
Mariveles	18	18	100%	63	32,700	66	35,684	109.13%	73	30,078	-7	0	30,071
Morong	5	5	100%	12	7,100	1	7,618	107.30%	16	7,263	-1	0	7,262
Orani	29	29	100%	28	18,100	40	19,024	105.10%	24	16,306	-2	0	16,304
Orion	23	23	100%	16	12,800	14	13,178	102.95%	14	14,340	-2	0	14,338
Pilar	19	19	100%	70	11,000	25	11,385	103.50%	13	10,822	-3	0	10,819
Samal	14	14	100%	23	9,200	27	9,737	105.84%	20	8,973	-1	0	8,972
<b>TOTAL</b>	<b>237</b>	<b>237</b>	<b>100%</b>	<b>409</b>	<b>195,600</b>	<b>460</b>	<b>207,197</b>	<b>105.93%</b>	<b>360</b>	<b>188,802</b>	<b>-29</b>	<b>0</b>	<b>188,773</b>

SOURCE: PENELCO, Balanga City, Bataan

SEP2021/status of electrification membership

Legend: **FO** - Former Owner  
**MC** - Member Consumer

**Table 8.13**  
**STATUS OF ELECTRIFICATION PER MUNICIPALITY/CITY BY TYPE OF CONSUMER**  
*As of December 2021*  
*Province of Bataan*

Municipality/ City	Number of Connections (REGULAR/COMMON)								BAPA			TOTAL		
	Higher Voltage (a)	Lower Voltage							Meters (i)	Number (j)	HH (k)	Meters (l)	HH (m)	Conn's. (n)
		Res'l. (b)	C-Small (c)	C-Med. (d)	Ind'l. (e)	Irrig'n (f)	P. Bldgs. (g)	S. Lights (h)						
Abucay	2	10,039	637	65	120									
Bagac	2	6,038	315	66	84									
City of Balanga	36	22,247	2,805	192	506									
Dinalupihan	5	27,572	1,578	138	295									
Hermosa	24	12,265	450	62	150									
Limay	7	16,262	1,070	70	126									
Mariveles	15	30,203	1,610	114	266									
Morong	10	7,182	410	35	148									
Orani	3	14,932	1,282	120	196									
Orion	7	12,016	591	85	148									
Pilar	4	10,358	560	94	135									
Samal	7	8,114	437	48	84									
<b>TOTAL</b>	<b>122</b>	<b>177,228</b>	<b>11,745</b>	<b>1,089</b>	<b>2,258</b>	<b>0</b>	<b>-</b>	<b>-</b>	<b>-</b>	<b>-</b>	<b>-</b>	<b>-</b>	<b>-</b>	<b>192,442</b>

Source: **PENELCO, Balanga City, Bataan**

SEP2021/status of electrification consumer

**NOTES:**

1. Total Meters (l) = the sum of a + b + c + d + e + f + g + h + i)
2. Total Households (m) = The sum of (b + c + k)
3. Total Connection (n) = the sum of ( a + b + c + d + e + f + g + h + k)
4. Pinulot is included in Dinalupihan; Alas-asin and Cabcaban in Mariveles figure

**References:**

CSS Monthly Accomplishment Report, Status of kWh Meters Installed  
 SPD Accomplishment Report, Organized/Energized BAPAs, New Connection  
 FSD/Accounting record for BAPA kWhm (i) and Irrigation (f)

**Turned-Over BAPA to PENELCO**

1. NONE

**Table 8.14**  
**SCHEDULE OF POWER RATES BY TYPE OF CONSUMER**  
*Province of Bataan*  
*As of December 2021*

CHARGES	UNITS OF MEASURE	RESIDENTIAL	LOW VOLTAGE	HIGHER VOLTAGE
<b>ENERGY CHARGES</b>				
Generation Charges:				
Generation System Charge	PhP/Kwhr	5.0077	5.0077	5.0077
GRAM	PhP/Kwhr	0.1278	0.1278	0.1278
ICERA	PhP/Kwhr	0.0473	0.0473	0.0473
Sub Total - Generation Charges		5.1631	5.1631	5.1631
Transmission Charges:				
Transmission System Charge	PhP/Kwhr	0.7507	0.7507	
System Loss Charge	PhP/Kwhr	0.4162	0.4162	0.4162
Distribution Charge:				
Distribution System Charge	PhP/Kwhr	0.4613	0.4441	
Supply Charges:				
Supply System Charge	PhP/Kwhr	0.5376		
Metering Charges:				
Metering System Charge	PhP/Kwhr	0.3205		
Sub Total		1.3194	0.4441	0.0000
Other Charges				
Sr. Citizen Rate (Disc)/Subsidy	PhP/Kwhr	0.0000	0.0000	0.0000
Lifeline Rate (Discount)/Subsidy	PhP/Kwhr	0.0410	0.0410	0.0410
MCC	PhP/Kwhr	0.2178	0.2178	0.2178
Sub Total		0.2588	0.2588	0.2588
Universal Charges:				
ME - NPC SPUG	PhP/Kwhr	0.1544	0.1544	0.1544
ME - RED	PhP/Kwhr	0.0017	0.0017	0.0017
Environmental Charge	PhP/Kwhr	0	0	0
NPC Stranded Contract Cost	PhP/Kwhr	0	0	0
NPC Stranded Debt		0.0401	0.0401	0.0401
Feed in Tariff Allowance	PhP/Kwhr	0.0983	0.0983	0.0983
Sub Total		0.2945	0.2945	0.2945
<b>TOTAL BEFORE 12% VAT</b>		<b>8.2027</b>	<b>7.3274</b>	<b>6.1326</b>
Value Added Taxes				
VAT-Generation	PhP/Kwhr			
VAT-GRAM	PhP/Kwhr			
VAT-ICERA	PhP/Kwhr			
VAT-Transmission	PhP/Kwhr			
VAT-System Loss	PhP/Kwhr			
VAT-Distribution	PhP/Kwhr			
<b>TOTAL AFTER 12% VAT</b>				
<b>DEMAND CHARGES</b>				
Distribution Demand Charge	PhP/Kw			
<b>TOTAL BEFORE 12% VAT</b>				
12% Value Added Tax				
<b>TOTAL AFTER 12% VAT</b>				
Transmission Demand Charge	PhP/Kw			
<b>RETAIL CUSTOMER CHARGES</b>				
Supply Charges:	PhP/Cust./Mo.			
Metering Charges:	PhP/Meter/Mo.			
<b>TOTAL BEFORE 12% VAT</b>				
12% Value Added Tax				
<b>TOTAL AFTER 12% VAT</b>				

Source: **PENELCO, Bataan**

SEP2021/schedule of power rates

\* BAPA Discount at PhP **0.2919**  
\*\* *Generation Charge (NM exported energy)* **3.6356**

# **F. Water Resources and Water Supply**

**Table 8.15**  
**Water Resources in Bataan by Municipality/City**

<b>Municipality/City</b>	<b>Rivers</b>	<b>Creeks</b>	<b>Water Falls</b>	<b>Spring</b>
<b>Abucay</b>				
	Abucay	Calaylayan	Pasukulan	Hacienda
	Salian	Omboy		
	Capitangan	Baruya		
	Apali			
	Sta. Cruz			
	Pagliwas			
	Mabatang			
	Wawa			
<b>Bagac</b>				
	Aglaloma	Salamang	Camaliw	Paysawan
	Quinawan		Kaytibong	Quinawan
	Anyasan			
	Binuangan			
	Paysawan			
	Bagac			
	Binukawan			
	Apitan			
	Cabayo			
	Caragman			
	Urogal			
	Oligan			
<b>City of Balanga</b>				
	Talisay	Tenejero		Dangcol
	Pangulisan	Bakulao		
	Abo-abo	Cupang		
	Mataan	San Jose		
	Ibayo	Paterno		
	Tiawin			
	Tuyo			
	Cataning			
	Tortugas			
	Sibacan			
	Malabia			
	Pto. Rivas			
<b>Dinalupihan</b>				
	Pagalanggang	Guijo		Dinalupihan
	Caulaman	Kairin		Lambingan
	Balsik	Matikling		
	Colo	Bana		

Municipality/City	Rivers	Creeks	Water Falls	Spring
	Roosevelt			
	Bacong River			
<b>Dinalupihan</b>	Mulawin			
	Ilanin			
	Binangan			
	Layac			
	Bisay			
	Bud-jud			
	Pentor			
	Pangga			
	Saguing dulit			
	Luacan			
	Happy Valley			
	Daang Bago			
	Magindong			
	Tucop			
	Santa Isabel			
	Pinulot			
<b>Hermosa</b>				
	Culis	Cataning		Maite
	Almacen	Muson		Tipo
	Maite	Mambog		Sumalo
	San Pedro			
	Bamban			
	Little Baguio			
	Malimatac			
<b>Limay</b>				
	Mamala			
	Duale			
	Alangan			
	Lamao			
	Tabang			
	Agulto			
	Curzee			
	Camaya			
	Cabalto			
	Salapo			
	Bucat			
	Quitang			
	Limay			
	Alangan			
	Lamao			
	Ayam			
<b>Mariveles</b>				

Municipality/City	Rivers	Creeks	Water Falls	Spring
	Lucanin			Balong Anito
	Cayangcam			Hot Spring
	Amo			Alas-asin
	Pangulusanin			
<b>Mariveles</b>	Real			
	Bacuyan			
	San Jose			
	Alas-asin			
	Quiapo			
	Basay			
	Wain			
	Lusong			
	Tulian			
	Piaan			
	Pucot			
	Camaya			
	Mariveles			
	Paniquian			
	Degutning			
	Balerat			
	Parocan			
	Aquagan			
	Cabcaben			
	Port of Talaga			
	Bulok			
	Santol			
	Balon Anito			
<b>Morong</b>				
	Morong			
	Bayandati			
	Suluin			
	Gantuan			
	Mandocdoc			
	Alupang			
	Mauban			
	Towawa			
	Batalan			
	Mabayo			
<b>Orani</b>				
	Orani	Tenejero		Pag-Asa
	Tapulao	Kaparangan		Tala
	Pantalan Bago			
	Paking			
	Mulawin			
	Palihan			

Municipality/City	Rivers	Creeks	Water Falls	Spring
<b>Orion</b>				
	Santo Domingo			
	Caput			
	San Vicente			
	Calungusan			
<b>Orion</b>	Dan dan			
	Tala			
	Pilar			
	Capunitan			
	Pandam			
	Orion			
<b>Pilar</b>				
	Maswaje			Sibul-Dona
	Pantingan			Diwa
	Nabasag			Liyang
	Catmon			Pantingan
	Bantan			
	Wawa			
	Talisay			
	Nagwaling			
<b>Samal</b>				
	Samal	Bubuyog		
	Calaguiman	Santa Lucia		
	Dalantay	Nabao		
	San Juan	Lalawigan		
	Tabing-Ilog	Sapa		
		Bantayan		
		Tawiran		

SEP2021/water resources



**Table 8.16**

**List of Bays, Fishing Banks, Floatable Waterways and Anchorages by Municipality/City**

<b>Municipality/City</b>	<b>Bay and Fishing Banks</b>	<b>Floatable (Inland Waterways)</b>	<b>Anchorage</b>
Abucay	Coastal Water along Manila Bay	Abucay River	-
Bagac	Aglaloma Bay, Bagac Bay, Paysawan Bay and Looc Bay	Saysain River, Quinawan River, Paysawan River, Aglaloma River	-
City of Balanga	Coastal Water along Manila Bay	Sibacan River, Talisay River	-
Dinalupihan	-	Colo River, Roosevelt & Pagalanggang River, Balsik River	Petrophil Pt., Lucanin Pt.
Limay	Coastal Water along Manila Bay	Ayam River, Lucanin River, Quitang River, Alangan River, Mamala River, Duale River, Allon River	Landing, Lamao Pt., Alangan Pt.
Mariveles	Sisiman Bay, Main Bay, Longos, Cayayan, Nabayoc, Nawaguis Bay	Mariveles River, Alas-asin River, Cuyapo River, San Jose River	Alas-asin Pt. Mariveles, Harbor, NASSCO Pier, EPZA Port, Lucanin Pier, Talaga River, Port Ninangan
Morong	Tribon Bay, Olanin Bay, Looc Bay	Morong River, Gantuan	-
Orani	Coastal Water along Manila Bay	Bataan River, Orani River, Paking River	-
Orion	Coastal Water along Manila Bay	San Vicente River, Capunitan River	Port of Orion, Puting Buhangin, Pulong Bato River
Pilar	Coastal Water along Manila Bay	Maswaye River	-
Samal	Coastal Water along Manila Bay	Samal River, Sta. Lucia River, Calaguiman River	-

Source: **Bureau of Public Works**  
**Bureau of Customs, Mariveles**  
**Coast and Geodetic Map, 1968 Edition**

SEP2021/water resources

# **IX. PUBLIC SERVICES**

**A. Civil Service or  
Public  
Personnel  
Administration**

**Table 9.0**  
**PROVINCIAL HUMAN RESOURCE MANAGEMENT OFFICE**  
**Personnel Statistics - As of December 2021**

*NUMBER OF FILLED POSITIONS ACCORDING TO EMPLOYMENT STATUS*

OFFICE/DEPARTMENT	Permanent	Co-Term	Contractual	Elected	Temporary	Contract of Service	Consultant	Job Order	Total No. of Personnel
1 Office of the Provincial Governor	41	26	0	1	2	0	5	203	278
2 Provincial Disaster Risk Reduction & Management Office	4	0	0	0	0	0	0	16	20
3 Public Employment Service Office	11	0	0	0	0	0	1	3	15
4 Office of the Provincial Warden	4	0	0	0	0	0	0	0	4
5 Office of the Sangguniang Panlalawigan	28	4	0	15	0	0	2	64	113
6 Office of the Provincial Administrator	5	1	0	0	0	5	26	36	73
7 Provincial Human Resource Management Office	12	0	0	0	0	0	0	10	22
8 Provincial Population Office	13	0	0	0	0	0	0	8	21
9 Provincial Planning and Development Office	17	0	0	0	0	0	0	8	25
10 Provincial General Services Office	36	0	0	0	0	0	0	14	50
11 Office of the Provincial Budget	13	0	0	0	0	0	0	7	20
12 Office of the Provincial Accountant	23	0	0	0	0	0	0	6	29
13 Office of the Provincial Treasurer	52	0	0	0	0	0	1	20	73
14 Office of the Provincial Assessor	24	0	0	0	0	0	0	27	51
15 Provincial Information Office	0	1	0	0	0	1	3	20	25
16 Office of the Provincial Legal	0	1	0	0	0	0	14	8	23
17 Provincial Social Welfare & Development Office	12	0	0	0	0	0	0	30	42
18 Office of the Provincial Agriculturist	36	0	0	0	0	0	0	12	48
19 Office of the Provincial Veterinarian	25	0	0	0	0	0	0	7	32
20 Provincial Gov't.-Environment & Natural Resources Office	20	0	0	0	0	0	4	25	49
21 Office of the Provincial Engineer	77	0	0	0	3	0	2	142	224
22 Provincial Cooperative and Development Office	17	0	0	0	0	2	6	4	29
23 Provincial Tourism Office	9	0	0	0	0	0	12	7	28
24 Office of the Provincial Health/BGH/PNRC	41	0	0	0	0	0	10	26	77
25 Orani District Hospital	83	0	0	0	0	0	4	78	165
26 Jose C. Payumo Jr. Memorial Hospital	80	0	0	0	0	2	8	189	279
27 Bagac Community Medicare Hospital	25	0	0	0	0	1	4	30	60
28 Mariveles District Hospital	36	0	0	0	0	0	1	120	157
29 Bataan Public-Private Partnership and Investment Center	5	0	0	0	0	0	0	5	10
30 Metro Bataan Development Authority	0	0	0	0	0	0	0	193	193
Department of Education	0	0	0	0	0	0	0	0	0
Authority of the Freeport Area of Bataan (AFAB)	0	0	0	0	0	0	0	12	12
Bids and Awards Committee (BAC)	0	0	0	0	0	0	0	9	9
Capitol Security and Intelligence Unit (CSIU)	0	0	0	0	0	0	0	96	96
QR Team Bataan Get Pass	0	0	0	0	0	0	0	40	40
Mega Processing Facility	0	0	0	0	0	0	1	119	120
<b>TOTAL</b>	<b>749</b>	<b>33</b>	<b>0</b>	<b>16</b>	<b>5</b>	<b>11</b>	<b>104</b>	<b>1594</b>	<b>2512</b>

Source: *PHRMO*

SEP2021/PHRMO

**Table 9.1**  
**MUNICIPALITY OF ABUCAY**  
**HUMAN RESOURCE MANAGEMENT OFFICE**

*NO. OF FILLED POSITIONS ACCORDING TO EMPLOYMENT STATUS*  
*Personnel Statistics - As of December 2021*

OFFICE/DEPARTMENT	Elected	Permanent	Co-Term	Temporary	Total	Casual		Contractual	Total No. of Personnel
						Plantilla	Job Order		
1 Office of the Municipal Mayor	1	13	0	0	14	1	69	4	<b>88</b>
2 Office of the Sangguniang Bayan	11	4	0	0	15	1	1	0	<b>17</b>
3 Office of the Municipal Assessor	0	3	0	0	3	2	1	0	<b>6</b>
4 Office of the Municipal Budget Officer	0	1	0	0	1	1	0	0	<b>2</b>
5 Office of the Municipal Treasurer	0	7	0	0	7	0	4	1	<b>12</b>
6 Office of the Municipal Accountant	0	4	0	0	4	0	0	2	<b>6</b>
7 Office of the Mun. Planning & Dev't. Coordinator	0	3	0	0	3	1	4	2	<b>10</b>
8 Office of the Municipal Engineer	0	4	0	0	4	2	0	1	<b>7</b>
9 Office of the Municipal Civil Registrar	0	5	0	0	5	1	0	0	<b>6</b>
10 Office of the Human Resource Management Officer	0	2	0	0	2	0	1	0	<b>3</b>
11 Office of the Municipla Agriculturist	0	7	0	0	7	0	1	0	<b>8</b>
12 Office of the Rural Health Unit	0	21	0	0	21	4	9	0	<b>34</b>
13 Office of the Mun. Social Welfare & Dev't. Officer	0	4	0	0	4	0	5	0	<b>9</b>
14 Office of the Market & Slaughterhouse	0	3	0	0	3	1	6	0	<b>10</b>
15 Office of Sibul Spring Economic Enterprise	0	0	0	0	0	0	9	0	<b>9</b>
<b>TOTAL</b>	<b>12</b>	<b>81</b>	<b>0</b>	<b>0</b>	<b>93</b>	<b>14</b>	<b>110</b>	<b>10</b>	<b>227</b>

Source: **MHRMO**

SEP2021/hrmo by municipality

**Table 9.2**  
**MUNICIPALITY OF BAGAC**  
**HUMAN RESOURCE MANAGEMENT OFFICE**

*NO. OF FILLED POSITIONS ACCORDING TO EMPLOYMENT STATUS*  
*Personnel Statistics - As of December 2021*

OFFICE/DEPARTMENT	Elected	Permanent	Co-Term	Temporary	Total	Casual		Contractual	Total No. of Personnel
						Plantilla	Job Order		
1 Office of the Municipal Mayor	1	7	1		9		23	4	36
2 Office of the Municipal Administrator		4	1		5		19		24
3 Office of the Sangguniang Bayan	11	7			18		15		33
4 Office of the Mun. Planning & Dev't. Coordinator		3			3		2	1	6
5 Office of the Municipal Engineer		4			4		2		6
6 Office of the Municipal Treasurer		7			7		1		8
7 Office of the Municipal Budget Officer		3			3				3
8 Office of the Municipal Accountant		6			6		1		7
9 Office of the Municipal Assessor		3			3		3		6
10 Office of the Municipal Agriculturist		3			3		4		7
11 Office of the Mun. Civil Registrar		3			3		2		5
12 Office of the Mun. Socila Welfare & Development		9			9		21		30
13 Rural Health Unit		17			17		7		24
14 Market and Slaughterhouse		25			25		8		33
15 General Services Office		1			1		10		11
<b>TOTAL</b>	<b>12</b>	<b>102</b>	<b>2</b>	<b>0</b>	<b>116</b>	<b>0</b>	<b>118</b>	<b>5</b>	<b>239</b>

Source: **MHRMO**

SEP2021/hrmo by municipality

**Table 9.3**  
**CITY OF BALANGA**  
**HUMAN RESOURCE MANAGEMENT OFFICE**

*NO. OF FILLED POSITIONS ACCORDING TO EMPLOYMENT STATUS*  
*Personnel Statistics - As of December 2021*

OFFICE/DEPARTMENT	Elected	Permanent	Co-Term	Temporary	Total	Casual		Contractual	Total No. of Personnel
						Plantilla	Job Order		
1 CITY ACCOUNTING AND INTERNAL AUDIT OFFICE	0	12	0	0	12	1	3	1	17
2 CITY ASSESSOR' OFFICE	0	10	0	0	10	7	5	0	22
3 CITY BUDGET OFFICE	0	5	0	0	5	0	0	0	5
4 CITY ECONOMIC INVESTMENT AND DEVELOPMENT OFFICE	0	4	0	0	4	0	0	0	4
5 CITY ENVIRONMENT AND NATURAL RESOURCES OFFICE	0	51	0	6	57	2	71	1	131
6 CITY ENGINEERING OFFICE	0	13	0	0	13	9	7	0	29
7 CITY GENERAL SERVICES OFFICE	0	59	0	8	67	11	24	0	102
8 CITY HEALTH OFFICE	0	60	0	0	60	1	98	2	161
9 CITY ADMINISTRATOR'S OFFICE	0	2	0	0	2	1	0	0	3
10 CITY AGRICULTURE OFFICE	0	10	0	0	10	2	3	0	15
11 CITY COOPERATIVE AND DEVELOPMENT OFFICE	0	4	0	0	4	0	0	0	4
12 CITY EDUCATION AND EXCELLENCE OFFICE	0	2	0	0	2	15	1	0	18
13 CITY LIBRARY SECTION (UNDER CITY EDUC OFFICE)	0	1	0	0	1	1	0	0	2
14 CITY LEGAL OFFICE	0	2	0	0	2	0	1	0	3
15 CITY TOURISM OFFICE	0	5	0	0	5	1	0	0	6
16 CITY VETERINARY OFFICE	0	7	0	0	7	10	6	0	23
17 CITY CIVIL REGISTRAR'S OFFICE	0	9	0	0	9	0	2	0	11
18 CITY PLANNING AND DEVELOPMENT OFFICE	0	8	0	0	8	4	2	1	15
19 CITY SOCIAL WELFARE AND DEVELOPMENT OFFICE	0	30	0	0	30	2	6	1	39
20 CITY TREASURER'S OFFICE	0	31	0	0	31	7	13	0	51
21 CITY HUMAN RESOURCE MANAGEMENT OFFICE	0	5	0	0	5	2	0	0	7
<b>Sub-Total</b>	<b>0</b>	<b>330</b>	<b>0</b>	<b>14</b>	<b>344</b>	<b>76</b>	<b>242</b>	<b>6</b>	<b>668</b>

cont'n.

OFFICE/DEPARTMENT	Elected	Permanent	Co-Term	Temporary	Total	Casual		Contractual	Total No. of Personnel
						Plantilla	Job Order		
22 CITY LICENSE, PERMIT AND FRANCHISING OFFICE	0	6	0	0	6	3	0	0	9
23 CITY MANAGEMENT INFORMATION SERVICES OFFICE	0	14	0	0	14	3	5	0	22
24 CITY PEACE AND ORDER OFFICE	0	55	0	0	55	20	135	0	210
25 CITY DISASTER RISK REDUCTION MANAGEMENT OFFICE	0	13	0	0	13	10	6	0	29
26 PUBLIC EMPLOYMENT SERVICE OFFICE	0	1	0	0	1	3	0	0	4
27 CITY VICE-MAYOR'S OFFICE	13	9	2	0	24	3	0	4	31
28 CITY MAYOR'S OFFICE	1	7	9	0	17	6	0	7	30
29 CITY LOCAL ECONOMIC ENTERPRISE (UNDER CITY MAYOR'S OFFICE)	0	5	0	2	7	15	13	1	36
<b>OTHERS (UNDER MAYOR'S OFFICE)</b>									
30 CITY DIVISION OFFICE	0	0	0	0	0	0	105	0	105
31 COA	0	0	0	0	0	2	1	0	3
32 COMELEC	0	0	0	0	0	0	1	0	1
33 DILG	0	0	0	0	0	2	0	0	2
34 GALING CARD OFFICE	0	0	0	0	0	2	0	0	2
35 BIR	0	0	0	0	0	0	1	0	1
<b>Sub-Total</b>	<b>14</b>	<b>110</b>	<b>11</b>	<b>2</b>	<b>137</b>	<b>125</b>	<b>570</b>	<b>18</b>	<b>485</b>
<b>TOTAL</b>	<b>14</b>	<b>440</b>	<b>11</b>	<b>16</b>	<b>481</b>	<b>201</b>	<b>812</b>	<b>24</b>	<b>1,153</b>

Source: **CHRMO**

SEP2021/hrmo by municipality



**Table 9.4**  
**MUNICIPALITY OF DINALUPIHAN**  
**HUMAN RESOURCE MANAGEMENT OFFICE**

*NO. OF FILLED POSITIONS ACCORDING TO EMPLOYMENT STATUS*  
*Personnel Statistics - As of December 2021*

OFFICE/DEPARTMENT	Elected	Permanent	Co-Term	Temporary	Total	Casual		Contractual	Total No. of Personnel
						Plantilla	Job Order		
1 Office of the Mayor	1	8			9		75		84
2 Office of the Information Technology		3			3		8		11
3 Office of the Vice Mayor			1		1		3		4
4 Office of the Sangguniang Bayan		4	12		16		10		26
5 Office of the Municipal Administrator		1			1		0		1
6 Office of the Human Resource Management Officer		4			4		3		7
7 Office of the Mun. Planning & Development Coordinator		13			13		55		68
8 Office of the Municipal Engineering		3			3		6		9
9 Office of the Local Civil Registrar		4			4		1		5
10 Office of the Municipal Budget Officer		2			2		2		4
11 Office of the Municipal Accountant		7			7		4		11
12 Office of the Municipal Assessor		5			5		7		12
13 Office of the Municipal Treasurer		12			12		11		23
14 Office of the Municipal Health Officer		48			48		46		94
15 Office of the Municipal Social Welfare & Development Office		40			40		15		55
16 Office of the Municipal Agriculturist		4			4		18		22
17 Office of the Public Market		9			9		16		25
18 Office of the Slaughterhouse		1			1		3		4
19 Office of the General Services Office					0		43		43
<b>TOTAL</b>	<b>1</b>	<b>168</b>	<b>13</b>	<b>0</b>	<b>182</b>	<b>0</b>	<b>326</b>	<b>0</b>	<b>508</b>

Source: *MHRMO*

*SEP2021/hrmo by municipality*

**Table 9.5**  
**MUNICIPALITY OF HERMOSA**  
**HUMAN RESOURCE MANAGEMENT OFFICE**

*NO. OF FILLED POSITIONS ACCORDING TO EMPLOYMENT STATUS*  
*Personnel Statistics - As of December 2021*

OFFICE/DEPARTMENT	Elected	Permanent	Co-Term	Temporary	Total	Casual		Contractual	Total No. of Personnel
						Plantilla	Job Order		
1 Mayors Office	1	15	4		20		39		59
2 Vice-Mayor/SB	12	5	1		18		6		24
3 MPDO		4			4		4		8
4 LCR		6			6		1		7
5 BUDGET		4			4		2		6
6 Accounting		9			9		2		11
7 Treasurer		15			15		10		25
8 Assessor		4			4		10		14
9 MHGO		13		1	14		9		23
10 MSWD		16			16		24		40
11 Engineering		5			5		10		15
12 Agriculture		6			6		14		20
13 Market & Slaughterhouse		2			2		42		44
<b>TOTAL</b>	<b>13</b>	<b>104</b>	<b>5</b>	<b>1</b>	<b>123</b>	<b>0</b>	<b>173</b>	<b>0</b>	<b>296</b>

Source: **MHRMO**

SEP2021/hrmo by municipality

**Table 9.6**  
**MUNICIPALITY OF LIMAY**  
**HUMAN RESOURCE MANAGEMENT OFFICE**

*NO. OF FILLED POSITIONS ACCORDING TO EMPLOYMENT STATUS*  
*Personnel Statistics - As of December 2021*

OFFICE/DEPARTMENT	Elected	Permanent	Co-Term	Temporary	Total	Casual		Contractual	Total No. of Personnel
						Plantilla	Job Order		
1 Elementary (SEF)		147			147		99	6	252
2 Limay High School (SEF)		19			19		3		22
3 Lamao High School (SEF)		20			20		2		22
4 St. Francis High School (SEF)		10			10		2		12
5 LPC		17		8	25		2	39	66
6 Mayor's Office		74	1	11	86		80	22	188
7 GSO		34		17	51		50	4	105
8 HRMO		8			8		1		9
9 Vice-Mayor's Office	1	2	1		4		3		7
10 SB Office	9		7		16		6		22
11 Sec. to the SB		4			4				4
12 Administrator's Office		1	1		2		1	1	4
13 MPDC		6		8	14		10	2	26
14 Civil Registrar's Office		7			7		1	1	9
15 Budget Office		3		2	5			2	8
16 Accounting Office		4		2	6				8
17 Treasurer's Office		10		2	12		1		13
18 Assessor's Office		2		1	3		1		4
19 Limay Emergency and Birthing Facility		51		7	58		17	22	97
20 Engineering Office		10		1	11		12	4	27
21 Information System Office		1		4	5		19		24
22 Legal			1		1				1
<b>TOTAL</b>	<b>10</b>	<b>430</b>	<b>11</b>	<b>63</b>	<b>514</b>	<b>0</b>	<b>310</b>	<b>103</b>	<b>927</b>

Source: *MHRMO*

*SEP2021/hrmo by municipality*

**Table 9.7**  
**MUNICIPALITY OF MARIVELES**  
**HUMAN RESOURCE MANAGEMENT OFFICE**

*NO. OF FILLED POSITIONS ACCORDING TO EMPLOYMENT STATUS*  
*Personnel Statistics - As of December 2021*

OFFICE/DEPARTMENT	Elected	Permanent	Co-Term	Temporary	Total	Casual		Contractual	Total No. of Personnel
						Plantilla	Job Order		
1 General Services Office / ESMO		15			15	3	91		109
2 Municipal Agriculturist's Office		6			6	1	3		10
3 Office of the Municipal Budget Officer		4			4		1		5
4 Municipal Engineer's Office		13			13	4	33		50
5 Municipal Mayor's Office (COMELEC)		2			2	1	3		6
6 Municipal Mayor's Office (Bureau of Fire & Protection)					0	2	43		45
7 Office of the Market Administrator		13			13	2	38		53
8 Municipal Mayor's Office (Post Office)					0		12		12
9 Municipal Administrator's Office		10			10	1	4		15
10 Sangguniang Bayan Office	10	12	1		23	18	18		59
11 Municipal Mayor's Office (Mun. Child Protection Council)		1			1				1
12 Municipal Administrator's Office (Security Guard)		3			3		43		46
13 Office of the Municipal Accountant		14			14		4		18
14 Municipal Mayor's Office (Bureau of Internal Revenue)					0		1		1
15 Mun. Disaster Risk Reduction Management Office/MENRO		6			6	3	57		66
16 Mun. Social Welfare Development Office		50			50		20		70
17 Municipal Health Office		68		3	71	15	230		316
18 Municipal Planning Development Office		6			6		8		14
19 Public Safety Office		2			2	1	92		95
20 Human Resource Management Office		7			7				7
21 Municipal Mayor's Office	1	4	2		7	11	5		23
22 Municipal Assessor's Office		7			7		6		13
23 Municipal Civil Registrar's Office		4			4	1	1		6
24 Sangguniang Bayan Office (DILG)		1			1				1
25 Municipal Mayor's Office (DILG)		2			2	2			4
26 Municipal Treasurer's Office		20			20	2	5		27
<b>TOTAL</b>	<b>11</b>	<b>270</b>	<b>3</b>	<b>3</b>	<b>287</b>	<b>67</b>	<b>718</b>	<b>0</b>	<b>1072</b>

Source: *MHRMO*

*SEP2021/hrmo by municipality*

**Table 9.8**  
**MUNICIPALITY OF MORONG**  
**HUMAN RESOURCE MANAGEMENT OFFICE**

*NO. OF FILLED POSITIONS ACCORDING TO EMPLOYMENT STATUS*  
*Personnel Statistics - As of December 2021*

OFFICE/DEPARTMENT	Elected	Permanent	Co-Term	Temporary	Total	Casual		Contractual	Total No. of Personnel
						Plantilla	Job Order		
1 Office of the Municipal Mayor	1	8	0	0	9	2	62	0	73
2 Sangguniang Bayan	12	0	0	0	12	0	1	0	13
3 Secretary to the SB	0	5	0	0	5	2	0	0	7
4 Office of the Municipal Administrator	0	VACANT	0	0	0	0	0	0	0
5 Human Resource Management Office	0	3	0	0	3	1	2	0	6
6 Municipal Planning & Development Office	0	1	0	0	1	0	1	0	2
7 Local Civil Registrar	0	1	0	0	1	0	2	0	3
8 General Services Office	0	11	0	0	11	5	24	0	40
9 Office of the Municipal Budget Officer	0	2	0	0	2	1	0	0	3
10 Office of the Municipal Accountant	0	7	0	0	7	0	1	0	8
11 Office of the Municipal Treasurer	0	7	0	0	7	7	2	0	16
12 Office of the Municipal Assessor	0	2	0	0	2	0	3	0	5
13 Municipal Information Office	0	ABOLISHED	0	0	0	0	0	0	0
14 Rural Health Unit	0	19	0	0	19	2	30	0	51
15 Municipal Social Welfare & Development Office	0	6	0	0	6	9	5	0	20
16 Agriculture Office	0	5	0	0	5	1	1	0	7
17 Engineering Office	0	1	0	0	1	0	2	0	3
18 Market & Slaughterhouse	0	4	0	0	4	3	18	0	25
19 Local Disaster Risk Reduction Management Office	0	1	0	0	1	0	18	0	19
<b>TOTAL</b>	<b>13</b>	<b>83</b>	<b>0</b>	<b>0</b>	<b>96</b>	<b>33</b>	<b>172</b>	<b>0</b>	<b>301</b>

Source: *MHRMO*

*SEP2021/hrmo by municipality*

**Table 9.9**  
**MUNICIPALITY OF ORANI**  
**HUMAN RESOURCE MANAGEMENT OFFICE**

*NO. OF FILLED POSITIONS ACCORDING TO EMPLOYMENT STATUS*  
*Personnel Statistics - As of December 2021*

OFFICE/DEPARTMENT	Elected	Permanent	Co-Term	Temporary	Total	Casual		Contractual	Total No. of Personnel
						Plantilla	Job Order		
1 Office of the Mayor	1	7			8		73	4	85
2 MDRRMO		2			2		14		16
3 Admin		11	1		12		1		13
4 Sangguniang Bayan	11	8			19		4	2	25
5 HRMO		3			3		2		5
6 MPDC		4			4		2	1	7
7 MCR		3			3		1		4
8 Accounting		6			6		6		12
9 Budget		3			3		2		5
10 Assessor		4			4		4		8
11 Treasury		14			14		11		25
12 DSWD		8			8	2	26	1	37
13 Engineering		4			4		5		9
14 DA		3			3		13	1	17
15 General Services		1			1		6		7
16 Health		18			18		23		41
17 Market/Slaughterhouse		14			14		41		55
18 Fishport		10			10		14		24
19 Marshall					0		49		49
<b>TOTAL</b>	<b>12</b>	<b>123</b>	<b>1</b>	<b>0</b>	<b>136</b>	<b>0</b>	<b>297</b>	<b>9</b>	<b>444</b>

Source: *MHRMO*

*SEP2021/hrmo by municipality*

**Table 9.10**  
**MUNICIPALITY OF ORION**  
**HUMAN RESOURCE MANAGEMENT OFFICE**

*NO. OF FILLED POSITIONS ACCORDING TO EMPLOYMENT STATUS*  
*Personnel Statistics - As of December 2021*

OFFICE/DEPARTMENT	Elected	Permanent	Co-Term	Temporary	Total	Casual		Contractual	Total No. of Personnel
						Plantilla	Job Order		
1 Office of the Municipal Mayor	1	10	1	0	12	6	35		53
2 Office of the Sangguniang Bayan	11	0	0	0	11	0	0		11
3 Office of the Secretary to the Sangguniang Bayan	0	4	0	0	4	1	2		7
4 Office of the Municipal Human Resource Management (HRMO)	0	2	0	0	2	0	2		4
5 Office of the Municipal Planning & Development Coordinator (MPDO)	0	4	0	0	4	0	1		5
6 Office of the Municipal Civil Registrar (MCR)	0	5	0	0	5	0	0		5
7 Office of the Municipal Budget Officer (MBO)	0	3	0	0	3	1	0		4
8 Office of the Municipal Accountant (MAO)	0	7	0	0	7	0	1		8
9 Office of the Municipal Treasurer (MTO)	0	14	0	0	14	1	15		30
10 Office of the Municipal Assessor (OMA)	0	1	0	0	1	0	2		3
11 Office of the Municipal Information and Technology Officer (MITO)	0	4	0	0	4	0	2		6
12 Office of the Municipal General Services (GSO)	0	2	0	0	2	0	29		31
13 Office of the Municipal Health (MHO)	0	23	0	0	23	3	16		42
14 Office of the Municipal Social Welfare and Development (MSWDO)	0	6	0	0	6	0	1		7
15 Office of the Municipal Agriculture (MA)	0	2	0	0	2	0	2		4
16 Office of the Municipal Engineer (MEO)	0	4	0	0	4	2	2		8
17 Operation of Public Market (OPM)	0	6	0	0	6	0	17		23
18 Operation of Municipal Slaughterhouse (OMS)	0	1	0	0	1	0	0		1
<b>TOTAL</b>	<b>12</b>	<b>98</b>	<b>1</b>	<b>0</b>	<b>111</b>	<b>14</b>	<b>127</b>	<b>0</b>	<b>252</b>

Source: *MHRMO*

SEP2021/hrmo by municipality

**Table 9.11**  
**MUNICIPALITY OF PILAR**  
**HUMAN RESOURCE MANAGEMENT OFFICE**

*NO. OF FILLED POSITIONS ACCORDING TO EMPLOYMENT STATUS*  
*Personnel Statistics - As of December 2021*

OFFICE/DEPARTMENT	Elected	Permanent	Co-Term	Temporary	Total	Casual		Contractual	Total No. of Personnel
						Plantilla	Job Order		
1 Mayor's Office	1	9	3	0	13		1	0	14
2 HRMO	0	0	0	0	0		0	2	2
3 MPDO	0	3	0	0	3		0	2	5
4 Accounting Office	0	6	0	0	6		0	3	9
5 Budget Office	0	3	0	0	3		0	1	4
6 Treasurer's Office	0	6	0	0	6		1	6	13
7 LCR	0	3	0	0	3		0	0	3
8 Assessor's Office	0	5	0	0	5		0	2	7
9 Engineering Office	0	12	0	0	12		1	6	19
10 Agriculture's Office	0	4	0	0	4		0	2	6
11 MSWDO	0	1	0	0	1		0	2	3
12 Health	0	14	0	0	14		1	7	22
13 Sangguniang Bayan	11	3	0	0	14		1	2	17
14 LDRRMO	0	3	0	0	3		0	0	3
15 MIS	0	0	0	0	0		2	0	2
16 PESO	0	0	0	0	0		1	0	1
17 Contractual (Honorarium)	0	0	0	0	0		0	11	11
18 Daycare Worker	0	3	0	0	3		0	17	20
19 Zipline	0	0	0	0	0		0	4	4
<b>TOTAL</b>	<b>12</b>	<b>75</b>	<b>3</b>	<b>0</b>	<b>90</b>	<b>0</b>	<b>8</b>	<b>67</b>	<b>165</b>

Source: *MHRMO*

*SEP2021/hrmo by municipality*



**Table 9.12**  
**MUNICIPALITY OF SAMAL**  
**HUMAN RESOURCE MANAGEMENT OFFICE**

*NO. OF FILLED POSITIONS ACCORDING TO EMPLOYMENT STATUS*  
*Personnel Statistics - As of December 2021*

OFFICE/DEPARTMENT	Elected	Permanent	Co-Term	Temporary	Total	Casual		Contractual	Total No. of Personnel
						Plantilla	Job Order		
1 Mayor's Office	1	8	2		11	11	38		60
2 Sangguniang Bayan Office	12	5			17	2	3		22
3 HRMO		5			5		6		11
4 MPDO		6			6		80		86
5 Civil Registry Office		3			3		2		5
6 Budget Office		1			1		2		3
7 Accounting Office		4			4		6		10
8 Treasury Office		12			12	2	5		19
9 Assessor's Office		4			4		8		12
10 Health Office		14			14		13		27
11 MSWD Office		21			21		44		65
12 Engineering Office		1			1	12	34		47
13 Agriculture Office		6			6		16		22
14 LDRRM Office		3			3				3
15 General Services					0				0
<b>TOTAL</b>	<b>13</b>	<b>93</b>	<b>2</b>	<b>0</b>	<b>108</b>	<b>27</b>	<b>257</b>	<b>0</b>	<b>392</b>

Source: *MHRMO*

*SEP2021/hrmo by municipality*

# **B. Financial and Fiscal Administration**

**Table 9.13**  
**Income and Expenditures of Province, City, Municipality**  
*Province of Bataan*  
*CY 2021*

<b>Municipality/City</b>	<b>Income</b>	<b>Expenditures</b>
<b>City of Balanga</b>		
Abucay	195,583,986.93	146,497,370.71
Bagac	177,406,837.59	172,090,641.28
Dinalupihan	389,084,926.42	319,035,652.69
Hermosa	378,753,254.49	351,769,999.45
Limay	1,013,818,940.16	900,369,838.39
Mariveles	763,707,589.33	625,403,048.79
Morong	235,289,695.88	181,737,066.35
Orani	289,024,030.96	270,903,158.74
Orion	244,023,787.74	232,296,597.17
Pilar	175,142,355.94	178,878,625.00
Samal	218,546,299.67	215,655,822.77
<b>Total 11 Municipalities</b>	<b>4,080,381,705.11</b>	<b>3,594,637,821.34</b>
<b>Province of Bataan</b>	<b>3,648,950,606.26</b>	<b>3,170,148,407.03</b>
<b>GRAND TOTAL</b>	<b>7,729,332,311.37</b>	<b>6,764,786,228.37</b>

Source: *Provincial Treasurer's Office/City Treasurer's Office*

*SEP2021/income&expenditures*

**Table 9.14**  
**ACTUAL INCOME BY FUND SOURCE OF THE PROVINCE**  
*CITY/MUNICIPALITIES*  
*CY 2021*

City/Municipality	General Fund	Special Education Fund (SEF)	Total Income General Fund + SEF	Internal Revenue Allotment (IRA)	City/Municipality Income Class
<b>City of Balanga</b>					<b>4th Among Cities</b>
Abucay	181,340,358.31	14,243,628.62	195,583,986.93	134,243,444.00	3rd Class Municipality
Bagac	168,766,689.60	8,640,147.99	177,406,837.59	138,636,624.00	3rd Class Municipality
Dinalupihan	369,280,295.73	19,804,630.69	389,084,926.42	268,073,583.00	1st Class Municipality
Hermosa	362,418,751.29	16,334,503.20	378,753,254.49	200,831,095.00	1st Class Municipality
Limay	635,507,440.24	378,311,499.92	1,013,818,940.16	194,633,903.04	1st Class Municipality
Mariveles	619,869,524.00	143,838,065.33	763,707,589.33	322,005,000.00	1st Class Municipality
Morong	207,375,470.96	27,914,224.92	235,289,695.88	142,118,700.00	3rd Class Municipality
Orani	275,634,356.81	13,389,674.15	289,024,030.96	184,686,804.00	1st Class Municipality
Orion	233,654,906.17	10,368,881.57	244,023,787.74	163,249,723.00	2nd Class Municipality
Pilar	168,240,163.12	6,902,192.82	175,142,355.94	129,151,485.00	3rd Class Municipality
Samal	205,325,433.20	13,220,866.47	218,546,299.67	96,451,493.60	4th Class Municipality
<b>TOTAL</b>	<b>3,427,413,389.43</b>	<b>652,968,315.68</b>	<b>4,080,381,705.11</b>	<b>1,974,081,854.64</b>	
<b>BATAAN</b>	<b>2,998,525,346.86</b>	<b>650,425,259.40</b>	<b>3,648,950,606.26</b>	<b>1,432,185,041.00</b>	<b>1st Class Province</b>

Source: *Provincial Treasurer's Office/City Treasurer*

*SEP2021/actual income*

**Table 9.15**  
**SUMMARY OF ASSESSMENT REPORT**  
*Province of Bataan*  
*CY 2021*

Municipality/City	Parcels	TAXABLE		EXEMPT	
		V A L U A T I O N S			
		Market Value	Assessed Value	Market Value	Assessed Value
<b>City of Balanga</b>					
Abucay	27,029	15,843,195,253.32	3,773,407,860.00	1,805,100,050.00	421,635,940.00
Bagac	18,465	12,743,693,433.77	2,450,217,790.00	3,114,137,431.58	673,194,970.00
Dinalupihan	39,741	23,272,423,459.30	4,557,903,888.00	4,087,822,231.52	799,419,720.00
Hermosa	35,671	17,368,230,647.55	3,933,524,845.00	2,330,792,493.87	734,326,340.00
Limay	22,071	111,717,646,952.74	81,220,738,280.00	54,429,129,952.36	39,314,604,190.00
Mariveles	53,343	82,909,596,866.40	37,937,162,446.62	19,707,373,582.16	11,333,820,760.00
Morong	15,412	32,090,605,186.86	6,342,932,820.00	8,639,741,138.76	1,661,439,690.00
Orani	34,331	16,147,915,423.36	3,405,047,790.00	2,265,577,024.23	795,054,060.00
Orion	20,873	11,566,379,377.88	2,552,438,740.00	968,214,047.13	304,059,130.00
Pilar	20,026	8,612,647,041.90	1,685,639,018.00	1,170,749,797.29	223,803,050.00
Samal	20,722	9,135,262,728.30	2,746,943,450.00	1,470,842,187.16	267,932,230.00
<b>11 Municipalities</b>	<b>307,684</b>	<b>341,407,596,371.38</b>	<b>150,605,956,927.62</b>	<b>99,989,479,936.06</b>	<b>56,529,290,080.00</b>
<b>Bataan</b>	<b>307,684</b>	<b>341,407,596,371.38</b>	<b>150,605,956,927.62</b>	<b>99,989,479,936.06</b>	<b>56,529,290,080.00</b>

Source: *Office of the Provincial Assessor*

SEP2021/summary assessment report

**Table 9.16**  
**REAL PROPERTY TAX COLLECTION**  
**From Basic Tax and Special Education Fund Tax**  
*January to December 2021*  
*Province of Bataan*

**A. BASIC TAX**

<b>City/Municipality</b>	<b>Current Year</b>	<b>Previous Year</b>	<b>Penalty</b>	<b>Discount</b>	<b>Total (1)</b>
Abucay	24,989,218.94	4,032,685.17	1,579,390.83	1,931,399.97	30,601,294.94
Bagac	10,800,272.11	5,210,280.44	2,025,549.26	836,811.33	18,036,101.81
City of Balanga					
Dinalupihan	27,917,335.44	9,885,369.96	3,897,276.15	2,181,577.41	41,699,981.55
Hermosa	24,780,408.59	6,415,423.45	2,914,980.43	1,455,132.02	34,110,812.47
Limay	745,230,581.09	3,579,609.04	1,431,744.22	1,096,161.86	750,241,934.35
Mariveles	252,184,365.59	24,536,400.10	15,432,404.29	4,479,445.66	292,153,169.98
Morong	36,282,799.61	15,102,331.06	7,038,224.87	2,594,925.37	58,423,355.54
Orani	22,888,450.06	4,417,101.61	1,547,537.30	1,616,753.20	28,853,088.97
Orion	18,038,289.87	2,797,871.05	932,757.57	1,125,480.74	21,768,918.49
Pilar	10,969,826.75	2,555,381.99	1,097,463.36	817,286.80	14,622,672.10
Samal	23,869,890.68	2,884,670.50	1,407,086.36	1,708,802.26	28,161,647.54
<b>Total</b>	<b>1,197,951,438.73</b>	<b>81,417,124.37</b>	<b>39,304,414.64</b>	<b>19,843,776.62</b>	<b>1,318,672,977.74</b>

**B. SPECIAL EDUCATION FUND TAX**

<b>City/Municipality</b>	<b>Current Year</b>	<b>Previous Year</b>	<b>Penalty</b>	<b>Discount</b>	<b>Total (1)</b>
Abucay	24,989,218.94	4,032,685.17	1,579,390.83	1,931,399.97	30,601,294.94
Bagac	10,800,272.10	5,210,280.44	2,025,549.26	836,811.33	18,036,101.80
City of Balanga					
Dinalupihan	27,917,335.42	9,885,369.96	3,897,276.15	2,181,577.41	41,699,981.53
Hermosa	24,780,408.57	6,415,423.45	2,914,980.43	1,455,132.02	34,110,812.45
Limay	745,230,581.08	3,579,609.04	1,431,744.22	1,096,161.86	750,241,934.34
Mariveles	252,184,365.56	24,536,400.10	15,432,404.29	4,479,445.66	292,153,169.95
Morong	36,282,799.61	15,102,331.06	7,038,224.87	2,594,925.37	58,423,355.54
Orani	22,888,450.06	4,417,101.61	1,547,537.30	1,616,753.20	28,853,088.97
Orion	18,038,289.87	2,797,871.05	932,757.57	1,125,480.74	21,768,918.49
Pilar	10,969,826.75	2,555,381.99	1,097,463.36	817,286.80	14,622,672.10
Samal	23,869,890.68	2,884,670.50	1,407,086.36	1,708,802.26	28,161,647.54
<b>Total</b>	<b>1,197,951,438.64</b>	<b>81,417,124.37</b>	<b>39,304,414.64</b>	<b>19,843,776.62</b>	<b>1,318,672,977.65</b>

Source: *Provincial Treasurer's Office*

SEP2021/real property tax

**Table 9.17**  
**Comparative Report of Real Property Tax Collection**  
*Province of Bataan 2020 and 2021*

**A. BASIC TAX**

<b>City/Municipality</b>	<b>Collections 2021</b>	<b>Collections 2020</b>	<b>Increase (Decrease)</b>
Abucay	30,601,294.94	27,842,663.87	2,758,631.07
Bagac	18,036,101.81	15,331,355.86	2,704,745.95
City of Balanga			
Dinalupihan	41,699,981.55	34,572,080.55	7,127,901.00
Hermosa	34,110,812.47	31,131,849.47	2,978,963.00
Limay	750,241,934.35	1,038,709,081.66	(288,467,147.31)
Mariveles	292,153,169.98	285,671,259.10	6,481,910.88
Morong	58,423,355.54	42,478,398.76	15,944,956.78
Orani	28,853,088.97	26,329,796.35	2,523,292.62
Orion	21,768,918.49	20,313,508.15	1,455,410.34
Pilar	14,622,672.10	12,051,278.88	2,571,393.22
Samal	28,161,647.54	26,037,835.30	2,123,812.24
<b>Total</b>	<b>1,318,672,977.74</b>	<b>1,560,469,107.95</b>	<b>(241,796,130.21)</b>

**B. SPECIAL EDUCATION FUND (SEF) TAX**

<b>City/Municipality</b>	<b>Collections 2021</b>	<b>Collections 2020</b>	<b>Increase (Decrease)</b>
Abucay	30,601,294.94	27,842,663.85	2,758,631.09
Bagac	18,036,101.80	15,331,355.86	2,704,745.94
City of Balanga			
Dinalupihan	41,699,981.53	34,572,080.54	7,127,900.99
Hermosa	34,110,812.45	31,131,849.46	2,978,962.99
Limay	750,241,934.34	1,038,709,081.65	(288,467,147.31)
Mariveles	292,153,169.95	285,671,259.06	6,481,910.89
Morong	58,423,355.54	42,478,398.76	15,944,956.78
Orani	28,853,088.97	26,329,796.35	2,523,292.62
Orion	21,768,918.49	20,313,508.15	1,455,410.34
Pilar	14,622,672.10	12,051,278.84	2,571,393.26
Samal	28,161,647.54	26,037,835.29	2,123,812.25
<b>Total</b>	<b>1,318,672,977.65</b>	<b>1,560,469,107.81</b>	<b>(241,796,130.16)</b>

Source: *Provincial Treasurer's Office*

SEP2021/comparative report

# **C. Public Order and Safety**



**Table 9.18**  
**SIZE OF POLICE FORCE AND STATION**  
**BY CITY/MUNICIPALITY**  
*Province of Bataan*  
*As of December 2021*

City/Municipality	No. of PNP Personnel (Police Non-Commission Officer)	Number of		No. of Officer	Number of Vehicles/Patrol Cars		Other Facilities for Emergency Warning
		Station/Office	Sub-Station Patrol Base		MV	MC	
Abucay MPS	19	1	0	3	2	2	0
Bagac MPS	22	1	0	2	3	2	0
Balanga CPS	41	1	0	2	5	2	0
Dinalupihan MPS	34	1	4	5	6	3	0
Hermosa MPS	24	1	1	3	2	2	0
Limay MPS	26	1	1	2	2	2	0
Mariveles MPS	34	1	5	4	7	3	0
Morong MPS	19	1	1	2	4	2	0
Orani MPS	30	1	0	2	2	2	0
Orion MPS	21	1	0	2	2	2	0
Pilar MPS	25	1	0	2	2	2	0
Samal MPS	19	1	0	2	3	2	0
1st PMFC	118	1	1	8	5	5	0
2nd PMFC	114	1	0	6	3	1	0
Provincial Headquarters	65	1	0	21	4	0	0
<b>T O T A L</b>	<b>611</b>	<b>15</b>	<b>13</b>	<b>66</b>	<b>52</b>	<b>32</b>	<b>0</b>

Source: **PNP, Bataan**

SEP2021/size of police force

MV - Motor Vehicle  
MC - Motor Cycle

**Table 9.19**  
**Crime Volume by Municipality/City**  
*Province of Bataan*  
*CY 2021*

Municipality/ City	INDEX CRIMES												NON-INDEX CRIMES						Total Crime Volume	Total Crime Cleared	Total Crime Solved	Crime Clearance Efficiency	Crime Solution Efficiency	Ave. Monthly Crime Rate				
	Crime Against Persons					Crime Against Property							Traffic			Violation of Special Laws	Other Non- Index Crimes	Total Non- Index Crimes							Non-Index Crimes Cleared	Non- Index Crimes Solved		
	Murder	Homicide	Physical Injury	Rape	Total	Robbery	Theft	Carna pping	Robbe ry with Rape	Cattle Rustling	Total	Total Index Crimes	Index Crime Cleared	Index Crime Solved	Homicide												Physical Injury	Damage to Property
Abucay MPS	1		1	6	8	1	3				4	12	10	6	7	24	20	69	13	133	82	63	145	142	117	97.93%	80.69%	27.35
Bagac MPS				1	1	1	1				2	3	3	3		12	3	26	5	46	31	30	49	49	48	100.00%	97.96%	13.68
Balanga CPS	2	1	5	7	15	4	9	4	1		18	33	32	25	3	20	65	117	11	216	128	115	249	248	226	99.60%	90.76%	19.50
Dinalupihan MPS	2	1		2	5	2	9				11	16	15	13	6	25	6	55	11	103	65	64	119	117	114	98.32%	95.80%	8.42
Hermosa MPS	2		4	6	12		11				11	23	22	19	6	108	117	94	23	348	117	105	371	370	355	99.73%	95.69%	42.38
Limay MPS			1	3	4	3	5	1			9	13	13	11		67	150	76	25	318	100	96	331	325	318	98.19%	96.07%	36.58
Mariveles MPS	4	3	16	13	36	6	24	4			34	70	67	59	6	82	39	98	85	310	182	156	380	373	336	98.16%	88.42%	22.41
Morong MPS		1		1	2						0	2	2	2	3	10	7	22	5	47	27	27	49	49	49	100.00%	100.00%	12.33
Orani MPS	1			9	10	1	3				4	14	14	6	2	17	35	61	11	126	72	63	140	140	123	100.00%	87.86%	15.74
Orion MPS	2			9	11		5				5	16	15	13	2	15	4	70	14	105	83	77	121	119	111	98.35%	91.74%	16.25
Pilar MPS				2	2						0	2	2	2	4	3	2	25	6	40	31	31	42	42	42	100.00%	100.00%	7.55
Samal MPS				1	1		1				1	2	2	2	2	13	2	27	4	48	31	28	50	48	39	96.00%	78.00%	10.66
<b>Bataan</b>	<b>14</b>	<b>6</b>	<b>27</b>	<b>60</b>	<b>107</b>	<b>18</b>	<b>71</b>	<b>9</b>		<b>0</b>	<b>99</b>	<b>206</b>	<b>197</b>	<b>161</b>	<b>41</b>	<b>396</b>	<b>450</b>	<b>740</b>	<b>213</b>	<b>1840</b>	<b>949</b>	<b>855</b>	<b>2046</b>	<b>2022</b>	<b>1878</b>	<b>98.83%</b>	<b>91.79%</b>	<b>20.23</b>

Source: *PIDMB, Bataan PPO*

*SEP2021/crime volume*

**Table 9.20**  
**Republic of the Philippines**  
**Supreme Court**  
**REGIONAL TRIAL COURT BATAAN**  
**Third Judicial Region**  
*Balanga City, Bataan*  
*CY 2011-2021*

<b>Cases Handled</b>	<b>2011</b>	<b>2012</b>	<b>2013</b>	<b>2014</b>	<b>2015</b>	<b>2016</b>	<b>2017</b>	<b>2018</b>	<b>2019</b>	<b>2020</b>	<b>2021</b>
Civil	71	93	175	107	125	93	106	102	171	87	63
Criminal	468	434	479	833	578	1493	1171	773	1180	787	1072
Cadastral	116	65	88	70	33	60	69	62	104	62	79
A. Issuance	53	56	73	35	20	40	43	60	79	40	50
B. Reconstitution	63	9	15	35	13	20	26	2	25	22	29
Special Precedings	178	102	27	50	60	23	31	16	32	15	18
<b>TOTAL</b>	<b>833</b>	<b>694</b>	<b>769</b>	<b>1,060</b>	<b>796</b>	<b>1,669</b>	<b>1,377</b>	<b>953</b>	<b>1,487</b>	<b>951</b>	<b>1,232</b>

Source: *Regional Trial Court-Bataan*

*SEP2021/regional trial court*

Note: covers only Balanga City jurisdiction composed of Balanga City, Orani, Samal, Abucay, Pilar, Orion, Bagac and Morong

**Table 9.21**  
**Number of Firefighter, Station and Equipment by Municipality/City**  
*As of December 2021*  
*Province of Bataan*

Municipality/City	No. of Officer	No. of Personnel	No. of Brigade	No. of Fire Station	Existing No. of Fire Truck			Equipments							Other Facilities for Emergency Warning	
					Serviceable		Unserviceable	Fire Boots		Fire Nozzle	Fire Hose		Fire Coat	Fire Helmet		SCBA
					BFP owned	LGU owned		BFP owned	LGU owned		BFP owned	LGU owned				
Office of the Provincial Fire Marshal	1	13						5		1	11		3	8		
Abucay Fire Station		16		1	2			17		3	17		10	9		
Bagac Fire Station		17		1	2			17		2	16		10	8		
Balanga City Fire Station	1	32	0	1	3	0	0	25	0	8	29	0	22	30		
Dinalupihan Fire Station	1	21		1	4		1 (BER)	21		2	20		11	10		
Hermosa Fire Station		19		1	2			19		5	35		10	9		
Limay Fire Station	1	17		1	1	1		19		2	12		10	11		
Mariveles Fire Station		17	45	1	1	4		24		2	12		7	11		
Morong Fire Station		16		1	2			20		2	16		11	10		
Orani Fire Station		18		1	2			29		3	21		10	11		
Orion Fire Station		17		1	2			19		2	17		9	11		
Pilar Fire Station		16		1	2	1		18		3	21		8	5		
Samal Fire Station		18	2	1	2			19		2	14		2	3		
<b>TOTAL</b>	<b>4</b>	<b>237</b>	<b>47</b>	<b>12</b>	<b>25</b>	<b>6</b>	<b>1 (BER)</b>	<b>252</b>	<b>0</b>	<b>37</b>	<b>241</b>	<b>0</b>	<b>123</b>	<b>136</b>	<b>0</b>	

Source: *BFP/Office of the Provincial Fire Marshal*

*SEP2021/no of firefighter*

**Table 9.22**  
**FIRE INCIDENCE BY MUNICIPALITY**  
*Province of Bataan*  
*For the Year 2021*

City/Municipality	Number of Fire Incident	Fire Caused by Accident	Fire of Suspected Arson	Under Investigation	No. of Death	No. of Injuries	Estimated Damages in Property
Abucay Fire Station	4	4	0		0	0	4,888,600.00
Bagac Fire Station	6	6	0		0	0	2,500.00
Balanga Fire Station	17	17	0		0	0	200,000.00
Dinalupihan Fire Station	9	9	0		0	2	524,000.00
Hermosa Fire Station	2	2	0		0	0	50,000.00
Limay Fire Station	2	2	0		0	0	-
Mariveles Fire Station	21	20	1		1	3	3,183,500.00
Morong Fire Station	5	4	1		0	0	19,000.00
Orani Fire Station	2	2	0		0	0	9,570,893.00
Orion Fire Station	8	8	0		0	0	3,690,000.00
Pilar Fire Station	5	5	0		0	0	1,300,900.00
Samal Fire Station	1	1	0		0	0	9,700.00
<b>BATAAN</b>	<b>82</b>	<b>80</b>	<b>2</b>	<b>0</b>	<b>1</b>	<b>5</b>	<b>23,439,093.00</b>

Source: *BFP/Office of the Provincial Fire Marshal*

*SEP2021/fire incidence*

**Table 9.23**  
**Consolidated Type of Occupancy Involved in Fire Incident**  
**Provincewide**

*Calendar Year 2021*

Total No. of Residential Fires	28
Total No. of Commercial Fires	8
Total No. of Mixed Occupancy Fires	0
Total No. of Places of Assembly Fires	0
Total No. of Health Care Fires	0
Total No. of Miscellaneous Fires	0
Total No. of Vehicular Fires	8
Total No. of Educational Fires	0
Total No. of Storage Fires	4
Total No. of Industrial Fires	1
Total No. of Fishing Boat Fires	2
<b>Total</b>	<b>51</b>

Source: **BFP/Office of the Provincial Fire Marshal**

*SEP2021/fire incidence by mun*